

# Amazon EC2 Auto Scaling



# Amazon EC2 Auto Scaling: API Reference

# Table of Contents

<b>Welcome .....</b>	<b>1</b>
<b>List of Actions by Function .....</b>	<b>3</b>
<b>Actions .....</b>	<b>6</b>
AttachInstances .....	9
Request Parameters .....	9
Errors .....	10
Examples .....	10
See Also .....	10
AttachLoadBalancers .....	12
Request Parameters .....	12
Errors .....	13
Examples .....	13
See Also .....	14
AttachLoadBalancerTargetGroups .....	15
Request Parameters .....	15
Errors .....	16
Examples .....	16
See Also .....	17
AttachTrafficSources .....	18
Request Parameters .....	18
Errors .....	19
Examples .....	19
See Also .....	20
BatchDeleteScheduledAction .....	21
Request Parameters .....	21
Response Elements .....	21
Errors .....	22
See Also .....	22
BatchPutScheduledUpdateGroupAction .....	23
Request Parameters .....	23
Response Elements .....	23
Errors .....	23
See Also .....	24
CancelInstanceRefresh .....	25

---

Request Parameters .....	25
Response Elements .....	25
Errors .....	26
Examples .....	26
See Also .....	27
CompleteLifecycleAction .....	28
Request Parameters .....	28
Errors .....	29
Examples .....	30
See Also .....	30
CreateAutoScalingGroup .....	32
Request Parameters .....	32
Errors .....	42
Examples .....	43
See Also .....	43
CreateLaunchConfiguration .....	45
Request Parameters .....	45
Errors .....	52
Examples .....	52
See Also .....	53
CreateOrUpdateTags .....	54
Request Parameters .....	54
Errors .....	54
Examples .....	55
See Also .....	55
DeleteAutoScalingGroup .....	57
Request Parameters .....	57
Errors .....	58
Examples .....	58
See Also .....	59
DeleteLaunchConfiguration .....	60
Request Parameters .....	60
Errors .....	60
Examples .....	61
See Also .....	61
DeleteLifecycleHook .....	62

Request Parameters .....	62
Errors .....	62
Examples .....	63
See Also .....	63
DeleteNotificationConfiguration .....	64
Request Parameters .....	64
Errors .....	64
Examples .....	65
See Also .....	65
DeletePolicy .....	66
Request Parameters .....	66
Errors .....	66
Examples .....	67
See Also .....	67
DeleteScheduledAction .....	69
Request Parameters .....	69
Errors .....	69
Examples .....	70
See Also .....	70
DeleteTags .....	71
Request Parameters .....	71
Errors .....	71
Examples .....	71
See Also .....	72
DeleteWarmPool .....	73
Request Parameters .....	73
Errors .....	73
Examples .....	74
See Also .....	74
DescribeAccountLimits .....	76
Response Elements .....	76
Errors .....	76
Examples .....	77
See Also .....	77
DescribeAdjustmentTypes .....	79
Response Elements .....	79

---

Errors .....	79
Examples .....	79
See Also .....	80
<b>DescribeAutoScalingGroups .....</b>	<b>82</b>
Request Parameters .....	82
Response Elements .....	83
Errors .....	83
Examples .....	84
See Also .....	87
<b>DescribeAutoScalingInstances .....</b>	<b>88</b>
Request Parameters .....	88
Response Elements .....	88
Errors .....	89
Examples .....	89
See Also .....	90
<b>DescribeAutoScalingNotificationTypes .....</b>	<b>92</b>
Response Elements .....	92
Errors .....	92
Examples .....	92
See Also .....	93
<b>DescribeInstanceRefreshes .....</b>	<b>94</b>
Request Parameters .....	94
Response Elements .....	95
Errors .....	95
Examples .....	96
See Also .....	97
<b>DescribeLaunchConfigurations .....</b>	<b>98</b>
Request Parameters .....	98
Response Elements .....	98
Errors .....	99
Examples .....	99
See Also .....	100
<b>DescribeLifecycleHooks .....</b>	<b>102</b>
Request Parameters .....	102
Response Elements .....	102
Errors .....	103

Examples .....	103
See Also .....	104
DescribeLifecycleHookTypes .....	105
Response Elements .....	105
Errors .....	105
Examples .....	105
See Also .....	106
DescribeLoadBalancers .....	108
Request Parameters .....	108
Response Elements .....	109
Errors .....	110
Examples .....	110
See Also .....	111
DescribeLoadBalancerTargetGroups .....	112
Request Parameters .....	113
Response Elements .....	113
Errors .....	114
See Also .....	114
DescribeMetricCollectionTypes .....	116
Response Elements .....	116
Errors .....	116
Examples .....	116
See Also .....	118
DescribeNotificationConfigurations .....	120
Request Parameters .....	120
Response Elements .....	120
Errors .....	121
Examples .....	121
See Also .....	122
DescribePolicies .....	123
Request Parameters .....	123
Response Elements .....	124
Errors .....	124
Examples .....	125
See Also .....	126
DescribeScalingActivities .....	128

Request Parameters .....	128
Response Elements .....	129
Errors .....	130
Examples .....	130
See Also .....	131
<b>DescribeScalingProcessTypes .....</b>	<b>133</b>
Response Elements .....	133
Errors .....	133
Examples .....	133
See Also .....	134
<b>DescribeScheduledActions .....</b>	<b>136</b>
Request Parameters .....	136
Response Elements .....	137
Errors .....	138
See Also .....	138
<b>DescribeTags .....</b>	<b>140</b>
Request Parameters .....	140
Response Elements .....	141
Errors .....	141
Examples .....	141
See Also .....	142
<b>DescribeTerminationPolicyTypes .....</b>	<b>144</b>
Response Elements .....	144
Errors .....	144
Examples .....	144
See Also .....	145
<b>DescribeTrafficSources .....</b>	<b>147</b>
Request Parameters .....	147
Response Elements .....	148
Errors .....	148
Examples .....	149
See Also .....	150
<b>DescribeWarmPool .....</b>	<b>151</b>
Request Parameters .....	151
Response Elements .....	151
Errors .....	152



---

Examples .....	153
See Also .....	153
DetachInstances .....	155
Request Parameters .....	155
Response Elements .....	156
Errors .....	156
Examples .....	156
See Also .....	157
DetachLoadBalancers .....	159
Request Parameters .....	159
Errors .....	160
Examples .....	160
See Also .....	160
DetachLoadBalancerTargetGroups .....	162
Request Parameters .....	162
Errors .....	163
See Also .....	163
DetachTrafficSources .....	165
Request Parameters .....	165
Errors .....	165
Examples .....	166
See Also .....	166
DisableMetricsCollection .....	167
Request Parameters .....	167
Errors .....	168
Examples .....	168
See Also .....	169
EnableMetricsCollection .....	170
Request Parameters .....	170
Errors .....	172
Examples .....	172
See Also .....	172
EnterStandby .....	174
Request Parameters .....	174
Response Elements .....	175
Errors .....	175

Examples .....	175
See Also .....	176
ExecutePolicy .....	178
Request Parameters .....	178
Errors .....	179
See Also .....	180
ExitStandby .....	181
Request Parameters .....	181
Response Elements .....	181
Errors .....	182
Examples .....	182
See Also .....	183
GetPredictiveScalingForecast .....	184
Request Parameters .....	184
Response Elements .....	185
Errors .....	186
Examples .....	186
See Also .....	186
PutLifecycleHook .....	188
Request Parameters .....	188
Errors .....	191
Examples .....	191
See Also .....	192
PutNotificationConfiguration .....	193
Request Parameters .....	193
Errors .....	194
Examples .....	194
See Also .....	195
PutScalingPolicy .....	196
Request Parameters .....	196
Response Elements .....	201
Errors .....	201
Examples .....	202
See Also .....	203
PutScheduledUpdateGroupAction .....	204
Request Parameters .....	204

---

Errors .....	207
Examples .....	207
See Also .....	208
PutWarmPool .....	209
Request Parameters .....	209
Errors .....	211
Examples .....	211
See Also .....	212
RecordLifecycleActionHeartbeat .....	213
Request Parameters .....	213
Errors .....	214
See Also .....	215
ResumeProcesses .....	216
Request Parameters .....	216
Errors .....	217
Examples .....	217
See Also .....	217
RollbackInstanceRefresh .....	219
Request Parameters .....	219
Response Elements .....	219
Errors .....	220
See Also .....	221
SetDesiredCapacity .....	222
Request Parameters .....	222
Errors .....	223
Examples .....	223
See Also .....	223
SetInstanceHealth .....	225
Request Parameters .....	225
Errors .....	226
Examples .....	226
See Also .....	226
SetInstanceProtection .....	228
Request Parameters .....	228
Errors .....	229
Examples .....	229

See Also .....	229
StartInstanceRefresh .....	231
Request Parameters .....	231
Response Elements .....	233
Errors .....	233
Examples .....	234
See Also .....	234
SuspendProcesses .....	236
Request Parameters .....	236
Errors .....	237
Examples .....	237
See Also .....	238
TerminateInstanceInAutoScalingGroup .....	239
Request Parameters .....	239
Response Elements .....	240
Errors .....	240
Examples .....	240
See Also .....	241
UpdateAutoScalingGroup .....	243
Request Parameters .....	244
Errors .....	251
Examples .....	252
See Also .....	252
<b>Data Types .....</b>	<b>254</b>
AcceleratorCountRequest .....	258
Contents .....	258
See Also .....	258
AcceleratorTotalMemoryMiBRequest .....	259
Contents .....	259
See Also .....	259
Activity .....	260
Contents .....	260
See Also .....	262
AdjustmentType .....	264
Contents .....	264
See Also .....	264

---

Alarm .....	265
Contents .....	265
See Also .....	265
AlarmSpecification .....	266
Contents .....	266
See Also .....	266
AutoScalingGroup .....	267
Contents .....	267
See Also .....	274
AutoScalingInstanceDetails .....	276
Contents .....	276
See Also .....	278
AvailabilityZoneDistribution .....	280
Contents .....	280
See Also .....	280
AvailabilityZoneImpairmentPolicy .....	281
Contents .....	281
See Also .....	281
BaselineEbsBandwidthMbpsRequest .....	282
Contents .....	282
See Also .....	282
BaselinePerformanceFactorsRequest .....	283
Contents .....	283
See Also .....	283
BlockDeviceMapping .....	284
Contents .....	284
See Also .....	285
CapacityForecast .....	286
Contents .....	286
See Also .....	286
CapacityReservationSpecification .....	287
Contents .....	287
See Also .....	287
CapacityReservationTarget .....	289
Contents .....	289
See Also .....	289

---

CpuPerformanceFactorRequest .....	290
Contents .....	290
See Also .....	290
CustomizedMetricSpecification .....	291
Contents .....	291
See Also .....	293
DesiredConfiguration .....	294
Contents .....	294
See Also .....	294
Ebs .....	296
Contents .....	296
See Also .....	298
EnabledMetric .....	299
Contents .....	299
See Also .....	300
FailedScheduledUpdateGroupActionRequest .....	301
Contents .....	301
See Also .....	301
Filter .....	303
Contents .....	303
See Also .....	304
Instance .....	305
Contents .....	305
See Also .....	307
InstanceMaintenancePolicy .....	308
Contents .....	308
See Also .....	309
InstanceMetadataOptions .....	310
Contents .....	310
See Also .....	311
InstanceMonitoring .....	312
Contents .....	312
See Also .....	312
InstanceRefresh .....	313
Contents .....	313
See Also .....	316

InstanceRefreshLivePoolProgress .....	317
Contents .....	317
See Also .....	317
InstanceRefreshProgressDetails .....	318
Contents .....	318
See Also .....	318
InstanceRefreshWarmPoolProgress .....	319
Contents .....	319
See Also .....	319
InstanceRequirements .....	320
Contents .....	320
See Also .....	330
InstanceReusePolicy .....	331
Contents .....	331
See Also .....	331
InstancesDistribution .....	332
Contents .....	332
See Also .....	336
LaunchConfiguration .....	337
Contents .....	337
See Also .....	342
LaunchTemplate .....	343
Contents .....	343
See Also .....	343
LaunchTemplateOverrides .....	344
Contents .....	344
See Also .....	346
LaunchTemplateSpecification .....	347
Contents .....	347
See Also .....	348
LifecycleHook .....	349
Contents .....	349
See Also .....	351
LifecycleHookSpecification .....	352
Contents .....	352
See Also .....	354

LoadBalancerState .....	355
Contents .....	355
See Also .....	355
LoadBalancerTargetGroupState .....	357
Contents .....	357
See Also .....	357
LoadForecast .....	359
Contents .....	359
See Also .....	359
MemoryGiBPerVCpuRequest .....	360
Contents .....	360
See Also .....	360
MemoryMiBRequest .....	361
Contents .....	361
See Also .....	361
Metric .....	362
Contents .....	362
See Also .....	362
MetricCollectionType .....	364
Contents .....	364
See Also .....	365
MetricDataQuery .....	366
Contents .....	366
See Also .....	368
MetricDimension .....	369
Contents .....	369
See Also .....	369
MetricGranularityType .....	370
Contents .....	370
See Also .....	370
MetricStat .....	371
Contents .....	371
See Also .....	372
MixedInstancesPolicy .....	373
Contents .....	373
See Also .....	373



NetworkBandwidthGbpsRequest .....	374
Contents .....	374
See Also .....	374
NetworkInterfaceCountRequest .....	376
Contents .....	376
See Also .....	376
NotificationConfiguration .....	377
Contents .....	377
See Also .....	378
PerformanceFactorReferenceRequest .....	379
Contents .....	379
See Also .....	380
PredefinedMetricSpecification .....	381
Contents .....	381
See Also .....	382
PredictiveScalingConfiguration .....	383
Contents .....	383
See Also .....	385
PredictiveScalingCustomizedCapacityMetric .....	386
Contents .....	386
See Also .....	386
PredictiveScalingCustomizedLoadMetric .....	387
Contents .....	387
See Also .....	387
PredictiveScalingCustomizedScalingMetric .....	388
Contents .....	388
See Also .....	388
PredictiveScalingMetricSpecification .....	389
Contents .....	390
See Also .....	391
PredictiveScalingPredefinedLoadMetric .....	392
Contents .....	392
See Also .....	393
PredictiveScalingPredefinedMetricPair .....	394
Contents .....	394
See Also .....	395

PredictiveScalingPredefinedScalingMetric .....	396
Contents .....	396
See Also .....	397
ProcessType .....	398
Contents .....	398
See Also .....	398
RefreshPreferences .....	400
Contents .....	400
See Also .....	404
RollbackDetails .....	405
Contents .....	405
See Also .....	406
ScalingPolicy .....	407
Contents .....	407
See Also .....	410
ScheduledUpdateGroupAction .....	411
Contents .....	411
See Also .....	413
ScheduledUpdateGroupActionRequest .....	414
Contents .....	414
See Also .....	416
StepAdjustment .....	417
Contents .....	417
See Also .....	418
SuspendedProcess .....	419
Contents .....	419
See Also .....	419
Tag .....	420
Contents .....	420
See Also .....	421
TagDescription .....	422
Contents .....	422
See Also .....	423
TargetTrackingConfiguration .....	424
Contents .....	424
See Also .....	425

---

TargetTrackingMetricDataQuery .....	426
Contents .....	426
See Also .....	428
TargetTrackingMetricStat .....	429
Contents .....	429
See Also .....	430
TotalLocalStorageGBRequest .....	431
Contents .....	431
See Also .....	431
TrafficSourceIdentifier .....	432
Contents .....	432
See Also .....	433
TrafficSourceState .....	434
Contents .....	434
See Also .....	435
VCpuCountRequest .....	437
Contents .....	437
See Also .....	437
WarmPoolConfiguration .....	438
Contents .....	438
See Also .....	439
<b>Common Parameters .....</b>	<b>440</b>
<b>Common Errors .....</b>	<b>443</b>
<b>Permissions .....</b>	<b>445</b>

# Welcome

This is the *Amazon EC2 Auto Scaling API Reference*. Amazon EC2 Auto Scaling is designed to automatically launch and terminate EC2 instances based on user-defined scaling policies, scheduled actions, and health checks. This guide describes the Amazon EC2 Auto Scaling operations that you can call programmatically. For more information about Amazon EC2 Auto Scaling, see the [Amazon EC2 Auto Scaling User Guide](#).

## Note

To configure Amazon EC2 instances that are launched by your Auto Scaling group, you can specify a launch template or a launch configuration. We recommend that you use Amazon EC2 launch templates. Launch configurations are included as part of the same API as Auto Scaling groups, but launch templates offer more features. For more information, see [Launch templates](#) in the *Amazon EC2 Auto Scaling User Guide*.

To get started, complete the following tasks:

1. Create a launch template using [CreateLaunchTemplate](#).
2. Create an Auto Scaling group using [CreateAutoScalingGroup](#).

To make programmatic API calls, you can also use one of the Amazon SDKs, which consist of libraries and sample code for various programming languages and platforms. The SDKs provide a convenient way to create programmatic access to Amazon EC2 Auto Scaling. For example, the SDKs take care of cryptographically signing requests, managing errors, and retrying requests automatically. For information about the Amazon SDKs, including how to download and install them, see the [Amazon SDKs](#).

## API request rate

Amazon EC2 Auto Scaling uses the token bucket algorithm to implement API throttling. With this algorithm, your account has a bucket that holds a specific number of tokens. The number of tokens in the bucket represents your throttling limit at any given second. Amazon EC2 Auto Scaling throttles API requests based on a shared API bucket. For example, calls to the [DescribeAutoScalingGroups](#) and [DescribeScheduledActions](#) API operations use tokens from the same bucket. Throttling means that Amazon EC2 Auto Scaling rejects a request because the

request exceeds the service's limit for the number of requests per second. When a request is throttled, Amazon EC2 Auto Scaling returns a `RateExceeded` error. For more information, see [My Auto Scaling API calls are getting throttled. What can I do to avoid this?](#) in the Amazon Knowledge Center.

### Additional information

- To specify a custom Amazon Machine Image (AMI) in your launch template, you must first create your AMI from a customized instance. For information on creating a custom AMI, see [Create an AMI](#) in the *Amazon EC2 User Guide for Linux Instances*.
- For information about the permissions that are required for Amazon EC2 Auto Scaling, see [Granting IAM permissions for Amazon EC2 Auto Scaling actions](#).
- For information about how to provide network connectivity for instances in an Auto Scaling group, see [Provide network connectivity for your Auto Scaling instances using Amazon VPC](#) in the *Amazon EC2 Auto Scaling User Guide*.

This document was last published on May 16, 2025.

# List of Actions by Function

## Account Limits

- [DescribeAccountLimits](#)

## Auto Scaling Groups

- [AttachLoadBalancers](#)
- [AttachLoadBalancerTargetGroups](#)
- [CreateAutoScalingGroup](#)
- [DeleteAutoScalingGroup](#)
- [DescribeAutoScalingGroups](#)
- [DescribeLoadBalancers](#)
- [DescribeLoadBalancerTargetGroups](#)
- [DetachLoadBalancerTargetGroups](#)
- [DetachLoadBalancers](#)
- [UpdateAutoScalingGroup](#)

## Auto Scaling Instances

- [AttachInstances](#)
- [DescribeAutoScalingInstances](#)
- [DetachInstances](#)
- [SetInstanceHealth](#)
- [SetInstanceProtection](#)
- [TerminateInstanceInAutoScalingGroup](#)

## Instance Refreshes

- [CancelInstanceRefresh](#)
- [DescribeInstanceRefreshes](#)
- [RollbackInstanceRefresh](#)

- [StartInstanceRefresh](#)

## Launch Configurations

- [CreateLaunchConfiguration](#)
- [DeleteLaunchConfiguration](#)
- [DescribeLaunchConfigurations](#)

## Lifecycle Hooks

- [CompleteLifecycleAction](#)
- [DeleteLifecycleHook](#)
- [DescribeLifecycleHooks](#)
- [DescribeLifecycleHookTypes](#)
- [PutLifecycleHook](#)
- [RecordLifecycleActionHeartbeat](#)

## Monitoring

- [DeleteNotificationConfiguration](#)
- [DescribeAutoScalingNotificationTypes](#)
- [DescribeMetricCollectionTypes](#)
- [DescribeNotificationConfigurations](#)
- [DisableMetricsCollection](#)
- [EnableMetricsCollection](#)
- [PutNotificationConfiguration](#)

## Scaling

- [DeletePolicy](#)
- [DescribeAdjustmentTypes](#)
- [DescribePolicies](#)
- [DescribeScalingActivities](#)

- [DescribeScalingProcessTypes](#)
- [DescribeTerminationPolicyTypes](#)
- [ExecutePolicy](#)
- [PutScalingPolicy](#)
- [ResumeProcesses](#)
- [SetDesiredCapacity](#)
- [SuspendProcesses](#)

## Scheduled Scaling

- [BatchDeleteScheduledAction](#)
- [BatchPutScheduledUpdateGroupAction](#)
- [DeleteScheduledAction](#)
- [DescribeScheduledActions](#)
- [PutScheduledUpdateGroupAction](#)

## Standby State

- [EnterStandby](#)
- [ExitStandby](#)

## Tags

- [CreateOrUpdateTags](#)
- [DeleteTags](#)
- [DescribeTags](#)

## Warm Pools

- [PutWarmPool](#)
- [DescribeWarmPool](#)
- [DeleteWarmPool](#)



# Actions

The following actions are supported:

- [AttachInstances](#)
- [AttachLoadBalancers](#)
- [AttachLoadBalancerTargetGroups](#)
- [AttachTrafficSources](#)
- [BatchDeleteScheduledAction](#)
- [BatchPutScheduledUpdateGroupAction](#)
- [CancelInstanceRefresh](#)
- [CompleteLifecycleAction](#)
- [CreateAutoScalingGroup](#)
- [CreateLaunchConfiguration](#)
- [CreateOrUpdateTags](#)
- [DeleteAutoScalingGroup](#)
- [DeleteLaunchConfiguration](#)
- [DeleteLifecycleHook](#)
- [DeleteNotificationConfiguration](#)
- [DeletePolicy](#)
- [DeleteScheduledAction](#)
- [DeleteTags](#)
- [DeleteWarmPool](#)
- [DescribeAccountLimits](#)
- [DescribeAdjustmentTypes](#)
- [DescribeAutoScalingGroups](#)
- [DescribeAutoScalingInstances](#)
- [DescribeAutoScalingNotificationTypes](#)
- [DescribeInstanceRefreshes](#)
- [DescribeLaunchConfigurations](#)
- [DescribeLifecycleHooks](#)

- [DescribeLifecycleHookTypes](#)
- [DescribeLoadBalancers](#)
- [DescribeLoadBalancerTargetGroups](#)
- [DescribeMetricCollectionTypes](#)
- [DescribeNotificationConfigurations](#)
- [DescribePolicies](#)
- [DescribeScalingActivities](#)
- [DescribeScalingProcessTypes](#)
- [DescribeScheduledActions](#)
- [DescribeTags](#)
- [DescribeTerminationPolicyTypes](#)
- [DescribeTrafficSources](#)
- [DescribeWarmPool](#)
- [DetachInstances](#)
- [DetachLoadBalancers](#)
- [DetachLoadBalancerTargetGroups](#)
- [DetachTrafficSources](#)
- [DisableMetricsCollection](#)
- [EnableMetricsCollection](#)
- [EnterStandby](#)
- [ExecutePolicy](#)
- [ExitStandby](#)
- [GetPredictiveScalingForecast](#)
- [PutLifecycleHook](#)
- [PutNotificationConfiguration](#)
- [PutScalingPolicy](#)
- [PutScheduledUpdateGroupAction](#)
- [PutWarmPool](#)
- [RecordLifecycleActionHeartbeat](#)
- [ResumeProcesses](#)

- [RollbackInstanceRefresh](#)
- [SetDesiredCapacity](#)
- [SetInstanceHealth](#)
- [SetInstanceProtection](#)
- [StartInstanceRefresh](#)
- [SuspendProcesses](#)
- [TerminateInstanceInAutoScalingGroup](#)
- [UpdateAutoScalingGroup](#)

# AttachInstances

Attaches one or more EC2 instances to the specified Auto Scaling group.

When you attach instances, Amazon EC2 Auto Scaling increases the desired capacity of the group by the number of instances being attached. If the number of instances being attached plus the desired capacity of the group exceeds the maximum size of the group, the operation fails.

If there is a Classic Load Balancer attached to your Auto Scaling group, the instances are also registered with the load balancer. If there are target groups attached to your Auto Scaling group, the instances are also registered with the target groups.

For more information, see [Detach or attach instances](#) in the *Amazon EC2 Auto Scaling User Guide*.

## Request Parameters

For information about the parameters that are common to all actions, see [Common Parameters](#).

### AutoScalingGroupName

The name of the Auto Scaling group.

Type: String

Length Constraints: Minimum length of 1. Maximum length of 255.

Pattern: `[\u0020-\uD7FF\uE000-\uFFFF\uD800\uDC00-\uDBFF\uDFFF\r\n\t]*`

Required: Yes

### InstanceIds.member.N

The IDs of the instances. You can specify up to 20 instances.

Type: Array of strings

Length Constraints: Minimum length of 1. Maximum length of 19.

Pattern: `[\u0020-\uD7FF\uE000-\uFFFF\uD800\uDC00-\uDBFF\uDFFF\r\n\t]*`

Required: No

## Errors

For information about the errors that are common to all actions, see [Common Errors](#).

### ResourceContention

You already have a pending update to an Amazon EC2 Auto Scaling resource (for example, an Auto Scaling group, instance, or load balancer).

HTTP Status Code: 500

### ServiceLinkedRoleFailure

The service-linked role is not yet ready for use.

HTTP Status Code: 500

## Examples

### Example

This example illustrates one usage of `AttachInstances`.

### Sample Request

```
https://autoscaling.amazonaws.com/?Action=AttachInstances
&AutoScalingGroupName=my-asg
&InstanceIds.member.1=i-1234567890abcdef0
&Version=2011-01-01
&AUTHPARAMS
```

## See Also

For more information about using this API in one of the language-specific Amazon SDKs, see the following:

- [Amazon Command Line Interface](#)
- [Amazon SDK for .NET](#)
- [Amazon SDK for C++](#)
- [Amazon SDK for Go v2](#)

- [Amazon SDK for Java V2](#)
- [Amazon SDK for JavaScript V3](#)
- [Amazon SDK for Kotlin](#)
- [Amazon SDK for PHP V3](#)
- [Amazon SDK for Python](#)
- [Amazon SDK for Ruby V3](#)

# AttachLoadBalancers

## Note

This API operation is superseded by [https://docs.amazonaws.cn/autoscaling/ec2/APIReference/API\\_AttachTrafficSources.html](https://docs.amazonaws.cn/autoscaling/ec2/APIReference/API_AttachTrafficSources.html), which can attach multiple traffic sources types. We recommend using `AttachTrafficSources` to simplify how you manage traffic sources. However, we continue to support `AttachLoadBalancers`. You can use both the original `AttachLoadBalancers` API operation and `AttachTrafficSources` on the same Auto Scaling group.

Attaches one or more Classic Load Balancers to the specified Auto Scaling group. Amazon EC2 Auto Scaling registers the running instances with these Classic Load Balancers.

To describe the load balancers for an Auto Scaling group, call the [DescribeLoadBalancers](#) API. To detach a load balancer from the Auto Scaling group, call the [DetachLoadBalancers](#) API.

This operation is additive and does not detach existing Classic Load Balancers or target groups from the Auto Scaling group.

For more information, see [Use Elastic Load Balancing to distribute traffic across the instances in your Auto Scaling group](#) in the *Amazon EC2 Auto Scaling User Guide*.

## Request Parameters

For information about the parameters that are common to all actions, see [Common Parameters](#).

### **AutoScalingGroupName**

The name of the Auto Scaling group.

Type: String

Length Constraints: Minimum length of 1. Maximum length of 255.

Pattern: `[\u0020-\uD7FF\uE000-\uFFFF\uD800\uDC00-\uDBFF\uDFFF\u_\\n\\t]*`

Required: Yes

## LoadBalancerNames.member.N

The names of the load balancers. You can specify up to 10 load balancers.

Type: Array of strings

Length Constraints: Minimum length of 1. Maximum length of 255.

Pattern: `[\u0020-\u007F\uE000-\uFFFF\uD800\uDC00-\uDBFF\uDFFF\u0000-\u001F\u0020-\u007F\uE000-\uFFFF\uD800\uDC00-\uDBFF\uDFFF]`\*

Required: Yes

## Errors

For information about the errors that are common to all actions, see [Common Errors](#).

### ResourceContention

You already have a pending update to an Amazon EC2 Auto Scaling resource (for example, an Auto Scaling group, instance, or load balancer).

HTTP Status Code: 500

### ServiceLinkedRoleFailure

The service-linked role is not yet ready for use.

HTTP Status Code: 500

## Examples

### Example

This example illustrates one usage of `AttachLoadBalancers`.

### Sample Request

```
https://autoscaling.amazonaws.com/?Action=AttachLoadBalancers
&AutoScalingGroupName=my-asg
&LoadBalancerNames.member.1=my-lb
&Version=2011-01-01
```



&AUTHPARAMS

## See Also

For more information about using this API in one of the language-specific Amazon SDKs, see the following:

- [Amazon Command Line Interface](#)
- [Amazon SDK for .NET](#)
- [Amazon SDK for C++](#)
- [Amazon SDK for Go v2](#)
- [Amazon SDK for Java V2](#)
- [Amazon SDK for JavaScript V3](#)
- [Amazon SDK for Kotlin](#)
- [Amazon SDK for PHP V3](#)
- [Amazon SDK for Python](#)
- [Amazon SDK for Ruby V3](#)

# AttachLoadBalancerTargetGroups

## Note

This API operation is superseded by [AttachTrafficSources](#), which can attach multiple traffic sources types. We recommend using `AttachTrafficSources` to simplify how you manage traffic sources. However, we continue to support `AttachLoadBalancerTargetGroups`. You can use both the original `AttachLoadBalancerTargetGroups` API operation and `AttachTrafficSources` on the same Auto Scaling group.

Attaches one or more target groups to the specified Auto Scaling group.

This operation is used with the following load balancer types:

- Application Load Balancer - Operates at the application layer (layer 7) and supports HTTP and HTTPS.
- Network Load Balancer - Operates at the transport layer (layer 4) and supports TCP, TLS, and UDP.
- Gateway Load Balancer - Operates at the network layer (layer 3).

To describe the target groups for an Auto Scaling group, call the [DescribeLoadBalancerTargetGroups](#) API. To detach the target group from the Auto Scaling group, call the [DetachLoadBalancerTargetGroups](#) API.

This operation is additive and does not detach existing target groups or Classic Load Balancers from the Auto Scaling group.

For more information, see [Use Elastic Load Balancing to distribute traffic across the instances in your Auto Scaling group](#) in the *Amazon EC2 Auto Scaling User Guide*.

## Request Parameters

For information about the parameters that are common to all actions, see [Common Parameters](#).

### AutoScalingGroupName

The name of the Auto Scaling group.

Type: String

Length Constraints: Minimum length of 1. Maximum length of 255.

Pattern: `[\u0020-\uD7FF\uE000-\uFFFD\uD800\uDC00-\uDBFF\uDFFF\r\n\t]*`

Required: Yes

### **TargetGroupARNs.member.N**

The Amazon Resource Names (ARNs) of the target groups. You can specify up to 10 target groups. To get the ARN of a target group, use the Elastic Load Balancing [DescribeTargetGroups](#) API operation.

Type: Array of strings

Length Constraints: Minimum length of 1. Maximum length of 511.

Pattern: `[\u0020-\uD7FF\uE000-\uFFFD\uD800\uDC00-\uDBFF\uDFFF\r\n\t]*`

Required: Yes

## **Errors**

For information about the errors that are common to all actions, see [Common Errors](#).

### **ResourceContention**

You already have a pending update to an Amazon EC2 Auto Scaling resource (for example, an Auto Scaling group, instance, or load balancer).

HTTP Status Code: 500

### **ServiceLinkedRoleFailure**

The service-linked role is not yet ready for use.

HTTP Status Code: 500

## **Examples**

### **Example**

This example illustrates one usage of `AttachLoadBalancerTargetGroups`.

## Sample Request

```
https://autoscaling.amazonaws.com/?Action=AttachLoadBalancerTargetGroups
&AutoScalingGroupName=my-asg
&TargetGroupARNs.member.1=arn:aws:elasticloadbalancing:us-
east-1:123456789012:targetgroup/my-targets/1234567890123456
&Version=2011-01-01
&AUTHPARAMS
```

## See Also

For more information about using this API in one of the language-specific Amazon SDKs, see the following:

- [Amazon Command Line Interface](#)
- [Amazon SDK for .NET](#)
- [Amazon SDK for C++](#)
- [Amazon SDK for Go v2](#)
- [Amazon SDK for Java V2](#)
- [Amazon SDK for JavaScript V3](#)
- [Amazon SDK for Kotlin](#)
- [Amazon SDK for PHP V3](#)
- [Amazon SDK for Python](#)
- [Amazon SDK for Ruby V3](#)

# AttachTrafficSources

Attaches one or more traffic sources to the specified Auto Scaling group.

You can use any of the following as traffic sources for an Auto Scaling group:

- Application Load Balancer
- Classic Load Balancer
- Gateway Load Balancer
- Network Load Balancer
- VPC Lattice

This operation is additive and does not detach existing traffic sources from the Auto Scaling group.

After the operation completes, use the [DescribeTrafficSources](#) API to return details about the state of the attachments between traffic sources and your Auto Scaling group. To detach a traffic source from the Auto Scaling group, call the [DetachTrafficSources](#) API.

## Request Parameters

For information about the parameters that are common to all actions, see [Common Parameters](#).

### AutoScalingGroupName

The name of the Auto Scaling group.

Type: String

Length Constraints: Minimum length of 1. Maximum length of 255.

Pattern: `[\u0020-\u007F\uE000-\uFFFF\uD800\uDC00-\uDBFF\uDFFF\r\n\t]*`

Required: Yes

### SkipZonalShiftValidation

If you enable zonal shift with cross-zone disabled load balancers, capacity could become imbalanced across Availability Zones. To skip the validation, specify `true`. For more information, see [Auto Scaling group zonal shift](#) in the *Amazon EC2 Auto Scaling User Guide*.

Type: Boolean

Required: No

### **TrafficSources.member.N**

The unique identifiers of one or more traffic sources. You can specify up to 10 traffic sources.

Type: Array of [TrafficSourceIdentifier](#) objects

Required: Yes

## **Errors**

For information about the errors that are common to all actions, see [Common Errors](#).

### **ResourceContention**

You already have a pending update to an Amazon EC2 Auto Scaling resource (for example, an Auto Scaling group, instance, or load balancer).

HTTP Status Code: 500

### **ServiceLinkedRoleFailure**

The service-linked role is not yet ready for use.

HTTP Status Code: 500

## **Examples**

### **Example**

This example attaches two VPC Lattice target groups, as specified by their ARNs, to the Auto Scaling group named my-asg.

### **Sample Request**

```
https://autoscaling.amazonaws.com/?Action=AttachTrafficSources
&AutoScalingGroupName=my-asg
&TrafficSources.member.1.Identifier=arn:aws:vpc-lattice:us-
west-2:123456789012:targetgroup/tg-0e2f2665eEXAMPLE
&TrafficSources.member.2.Identifier=arn:aws:vpc-lattice:us-
west-2:123456789012:targetgroup/tg-8360a9e72EXAMPLE
```

```
&Version=2011-01-01  
&AUTHPARAMS
```

## See Also

For more information about using this API in one of the language-specific Amazon SDKs, see the following:

- [Amazon Command Line Interface](#)
- [Amazon SDK for .NET](#)
- [Amazon SDK for C++](#)
- [Amazon SDK for Go v2](#)
- [Amazon SDK for Java V2](#)
- [Amazon SDK for JavaScript V3](#)
- [Amazon SDK for Kotlin](#)
- [Amazon SDK for PHP V3](#)
- [Amazon SDK for Python](#)
- [Amazon SDK for Ruby V3](#)

# BatchDeleteScheduledAction

Deletes one or more scheduled actions for the specified Auto Scaling group.

## Request Parameters

For information about the parameters that are common to all actions, see [Common Parameters](#).

### AutoScalingGroupName

The name of the Auto Scaling group.

Type: String

Length Constraints: Minimum length of 1. Maximum length of 255.

Pattern: `[\u0020-\u007F\uE000-\uFFFF\uD800\uDC00-\uDBFF\uDFFF\r\n\t]*`

Required: Yes

### ScheduledActionNames.member.N

The names of the scheduled actions to delete. The maximum number allowed is 50.

Type: Array of strings

Length Constraints: Minimum length of 1. Maximum length of 255.

Pattern: `[\u0020-\u007F\uE000-\uFFFF\uD800\uDC00-\uDBFF\uDFFF\r\n\t]*`

Required: Yes

## Response Elements

The following element is returned by the service.

### FailedScheduledActions.member.N

The names of the scheduled actions that could not be deleted, including an error message.

Type: Array of [FailedScheduledUpdateGroupActionRequest](#) objects



## Errors

For information about the errors that are common to all actions, see [Common Errors](#).

### ResourceContention

You already have a pending update to an Amazon EC2 Auto Scaling resource (for example, an Auto Scaling group, instance, or load balancer).

HTTP Status Code: 500

## See Also

For more information about using this API in one of the language-specific Amazon SDKs, see the following:

- [Amazon Command Line Interface](#)
- [Amazon SDK for .NET](#)
- [Amazon SDK for C++](#)
- [Amazon SDK for Go v2](#)
- [Amazon SDK for Java V2](#)
- [Amazon SDK for JavaScript V3](#)
- [Amazon SDK for Kotlin](#)
- [Amazon SDK for PHP V3](#)
- [Amazon SDK for Python](#)
- [Amazon SDK for Ruby V3](#)

# BatchPutScheduledUpdateGroupAction

Creates or updates one or more scheduled scaling actions for an Auto Scaling group.

## Request Parameters

For information about the parameters that are common to all actions, see [Common Parameters](#).

### AutoScalingGroupName

The name of the Auto Scaling group.

Type: String

Length Constraints: Minimum length of 1. Maximum length of 255.

Pattern: `[\u0020-\uD7FF\uE000-\uFFFD\uD800\uDC00-\uDBFF\uDFFF\r\n\t]*`

Required: Yes

### ScheduledUpdateGroupActions.member.N

One or more scheduled actions. The maximum number allowed is 50.

Type: Array of [ScheduledUpdateGroupActionRequest](#) objects

Required: Yes

## Response Elements

The following element is returned by the service.

### FailedScheduledUpdateGroupActions.member.N

The names of the scheduled actions that could not be created or updated, including an error message.

Type: Array of [FailedScheduledUpdateGroupActionRequest](#) objects

## Errors

For information about the errors that are common to all actions, see [Common Errors](#).

## AlreadyExists

You already have an Auto Scaling group or launch configuration with this name.

HTTP Status Code: 400

## LimitExceeded

You have already reached a limit for your Amazon EC2 Auto Scaling resources (for example, Auto Scaling groups, launch configurations, or lifecycle hooks). For more information, see [DescribeAccountLimits](#).

HTTP Status Code: 400

## ResourceContention

You already have a pending update to an Amazon EC2 Auto Scaling resource (for example, an Auto Scaling group, instance, or load balancer).

HTTP Status Code: 500

## See Also

For more information about using this API in one of the language-specific Amazon SDKs, see the following:

- [Amazon Command Line Interface](#)
- [Amazon SDK for .NET](#)
- [Amazon SDK for C++](#)
- [Amazon SDK for Go v2](#)
- [Amazon SDK for Java V2](#)
- [Amazon SDK for JavaScript V3](#)
- [Amazon SDK for Kotlin](#)
- [Amazon SDK for PHP V3](#)
- [Amazon SDK for Python](#)
- [Amazon SDK for Ruby V3](#)

# CancelInstanceRefresh

Cancels an instance refresh or rollback that is in progress. If an instance refresh or rollback is not in progress, an `ActiveInstanceRefreshNotFound` error occurs.

This operation is part of the [instance refresh feature](#) in Amazon EC2 Auto Scaling, which helps you update instances in your Auto Scaling group after you make configuration changes.

When you cancel an instance refresh, this does not roll back any changes that it made. Use the [RollbackInstanceRefresh](#) API to roll back instead.

## Request Parameters

For information about the parameters that are common to all actions, see [Common Parameters](#).

### AutoScalingGroupName

The name of the Auto Scaling group.

Type: String

Length Constraints: Minimum length of 1. Maximum length of 255.

Pattern: `[\u0020-\uD7FF\uE000-\uFFFF\uD800\uDC00-\uDBFF\uDFFF\r\n\t]*`

Required: Yes

## Response Elements

The following element is returned by the service.

### InstanceRefreshId

The instance refresh ID associated with the request. This is the unique ID assigned to the instance refresh when it was started.

Type: String

Length Constraints: Minimum length of 1. Maximum length of 255.

Pattern: `[\u0020-\uD7FF\uE000-\uFFFF\uD800\uDC00-\uDBFF\uDFFF\r\n\t]*`

## Errors

For information about the errors that are common to all actions, see [Common Errors](#).

### ActiveInstanceRefreshNotFound

The request failed because an active instance refresh or rollback for the specified Auto Scaling group was not found.

HTTP Status Code: 400

### LimitExceeded

You have already reached a limit for your Amazon EC2 Auto Scaling resources (for example, Auto Scaling groups, launch configurations, or lifecycle hooks). For more information, see [DescribeAccountLimits](#).

HTTP Status Code: 400

### ResourceContention

You already have a pending update to an Amazon EC2 Auto Scaling resource (for example, an Auto Scaling group, instance, or load balancer).

HTTP Status Code: 500

## Examples

### Example

This example illustrates one usage of `CancelInstanceRefresh`.

### Sample Request

```
https://autoscaling.amazonaws.com/?Action=CancelInstanceRefresh
&AutoScalingGroupName=my-asg
&Version=2011-01-01
&AUTHPARAMS
```

### Sample Response

```
<CancelInstanceRefreshResponse xmlns="https://autoscaling.amazonaws.com/
doc/2011-01-01/">
```

```
<CancelInstanceRefreshResult>
  <InstanceRefreshId>08b91cf7-8fa6-48af-b6a6-d227f40f1b9b</InstanceRefreshId>
</CancelInstanceRefreshResult>
<ResponseMetadata>
  <RequestId>7c6e177f-f082-11e1-ac58-3714bEXAMPLE</RequestId>
</ResponseMetadata>
</CancelInstanceRefreshResponse>
```

## See Also

For more information about using this API in one of the language-specific Amazon SDKs, see the following:

- [Amazon Command Line Interface](#)
- [Amazon SDK for .NET](#)
- [Amazon SDK for C++](#)
- [Amazon SDK for Go v2](#)
- [Amazon SDK for Java V2](#)
- [Amazon SDK for JavaScript V3](#)
- [Amazon SDK for Kotlin](#)
- [Amazon SDK for PHP V3](#)
- [Amazon SDK for Python](#)
- [Amazon SDK for Ruby V3](#)



Type: String

Length Constraints: Minimum length of 1. Maximum length of 19.

Pattern: `[\u0020-\uD7FF\uE000-\uFFFF\uD800\uDC00-\uDBFF\uDFFF\r\n\t]*`

Required: No

### **LifecycleActionResult**

The action for the group to take. You can specify either CONTINUE or ABANDON.

Type: String

Required: Yes

### **LifecycleActionToken**

A universally unique identifier (UUID) that identifies a specific lifecycle action associated with an instance. Amazon EC2 Auto Scaling sends this token to the notification target you specified when you created the lifecycle hook.

Type: String

Length Constraints: Fixed length of 36.

Required: No

### **LifecycleHookName**

The name of the lifecycle hook.

Type: String

Length Constraints: Minimum length of 1. Maximum length of 255.

Pattern: `[A-Za-z0-9\-\_\/]+`

Required: Yes

## **Errors**

For information about the errors that are common to all actions, see [Common Errors](#).



## ResourceContention

You already have a pending update to an Amazon EC2 Auto Scaling resource (for example, an Auto Scaling group, instance, or load balancer).

HTTP Status Code: 500

## Examples

### Example

This example illustrates one usage of CompleteLifecycleAction.

### Sample Request

```
https://autoscaling.amazonaws.com/?Action=CompleteLifecycleAction
&AutoScalingGroupName=my-asg
&LifecycleHookName=my-lifecycle-hook
&LifecycleActionResult=CONTINUE
&LifecycleActionToken=bcd2f1b8-9a78-44d3-8a7a-4dd07EXAMPLE
&Version=2011-01-01
&AUTHPARAMS
```

## See Also

For more information about using this API in one of the language-specific Amazon SDKs, see the following:

- [Amazon Command Line Interface](#)
- [Amazon SDK for .NET](#)
- [Amazon SDK for C++](#)
- [Amazon SDK for Go v2](#)
- [Amazon SDK for Java V2](#)
- [Amazon SDK for JavaScript V3](#)
- [Amazon SDK for Kotlin](#)
- [Amazon SDK for PHP V3](#)
- [Amazon SDK for Python](#)

- [Amazon SDK for Ruby V3](#)

## CreateAutoScalingGroup

We strongly recommend using a launch template when calling this operation to ensure full functionality for Amazon EC2 Auto Scaling and Amazon EC2.

Creates an Auto Scaling group with the specified name and attributes.

If you exceed your maximum limit of Auto Scaling groups, the call fails. To query this limit, call the [DescribeAccountLimits](#) API. For information about updating this limit, see [Quotas for Amazon EC2 Auto Scaling](#) in the *Amazon EC2 Auto Scaling User Guide*.

If you're new to Amazon EC2 Auto Scaling, see the introductory tutorials in [Get started with Amazon EC2 Auto Scaling](#) in the *Amazon EC2 Auto Scaling User Guide*.

Every Auto Scaling group has three size properties (DesiredCapacity, MaxSize, and MinSize). Usually, you set these sizes based on a specific number of instances. However, if you configure a mixed instances policy that defines weights for the instance types, you must specify these sizes with the same units that you use for weighting instances.


### Request Parameters

For information about the parameters that are common to all actions, see [Common Parameters](#).

#### AutoScalingGroupName

The name of the Auto Scaling group. This name must be unique per Region per account.

The name can contain any ASCII character 33 to 126 including most punctuation characters, digits, and upper and lowercased letters.

 **Note**

You cannot use a colon (:) in the name.

Type: String

Length Constraints: Minimum length of 1. Maximum length of 255.

Pattern: `[^\u0020-\u007F\u00E0\u0000-\u00FF\u00D8\u0000-\u00DB\u00FF\u00DFFF\r\n\t]*`

Required: Yes

### **AvailabilityZoneDistribution**

The instance capacity distribution across Availability Zones.

Type: [AvailabilityZoneDistribution](#) object

Required: No

### **AvailabilityZoneImpairmentPolicy**

The policy for Availability Zone impairment.

Type: [AvailabilityZoneImpairmentPolicy](#) object

Required: No

### **AvailabilityZones.member.N**

A list of Availability Zones where instances in the Auto Scaling group can be created. Used for launching into the default VPC subnet in each Availability Zone when not using the `VPCZoneIdentifier` property, or for attaching a network interface when an existing network interface ID is specified in a launch template.

Type: Array of strings

Length Constraints: Minimum length of 1. Maximum length of 255.

Pattern: `[\u0020-\uD7FF\uE000-\uFFFD\uD800\uDC00-\uDBFF\uDFFF\r\n\t]*`

Required: No

### **CapacityRebalance**

Indicates whether Capacity Rebalancing is enabled. Otherwise, Capacity Rebalancing is disabled. When you turn on Capacity Rebalancing, Amazon EC2 Auto Scaling attempts to launch a Spot Instance whenever Amazon EC2 notifies that a Spot Instance is at an elevated risk of interruption. After launching a new instance, it then terminates an old instance. For more information, see [Use Capacity Rebalancing to handle Amazon EC2 Spot Interruptions](#) in the *Amazon EC2 Auto Scaling User Guide*.

Type: Boolean

Required: No

### CapacityReservationSpecification

The capacity reservation specification for the Auto Scaling group.

Type: [CapacityReservationSpecification](#) object

Required: No

### Context

Reserved.

Type: String

Required: No

### DefaultCooldown

*Only needed if you use simple scaling policies.*

The amount of time, in seconds, between one scaling activity ending and another one starting due to simple scaling policies. For more information, see [Scaling cooldowns for Amazon EC2 Auto Scaling](#) in the *Amazon EC2 Auto Scaling User Guide*.

Default: 300 seconds

Type: Integer

Required: No

### DefaultInstanceWarmup

The amount of time, in seconds, until a new instance is considered to have finished initializing and resource consumption to become stable after it enters the InService state.

During an instance refresh, Amazon EC2 Auto Scaling waits for the warm-up period after it replaces an instance before it moves on to replacing the next instance. Amazon EC2 Auto Scaling also waits for the warm-up period before aggregating the metrics for new instances with existing instances in the Amazon CloudWatch metrics that are used for scaling, resulting in more reliable usage data. For more information, see [Set the default instance warmup for an Auto Scaling group](#) in the *Amazon EC2 Auto Scaling User Guide*.

**⚠ Important**

To manage various warm-up settings at the group level, we recommend that you set the default instance warmup, *even if it is set to 0 seconds*. To remove a value that you previously set, include the property but specify -1 for the value. However, we strongly recommend keeping the default instance warmup enabled by specifying a value of 0 or other nominal value.

Default: None

Type: Integer

Required: No

**DesiredCapacity**

The desired capacity is the initial capacity of the Auto Scaling group at the time of its creation and the capacity it attempts to maintain. It can scale beyond this capacity if you configure auto scaling. This number must be greater than or equal to the minimum size of the group and less than or equal to the maximum size of the group. If you do not specify a desired capacity, the default is the minimum size of the group.

Type: Integer

Required: No

**DesiredCapacityType**

The unit of measurement for the value specified for desired capacity. Amazon EC2 Auto Scaling supports `DesiredCapacityType` for attribute-based instance type selection only. For more information, see [Create a mixed instances group using attribute-based instance type selection](#) in the *Amazon EC2 Auto Scaling User Guide*.

By default, Amazon EC2 Auto Scaling specifies `units`, which translates into number of instances.

Valid values: `units` | `vcpu` | `memory-mib`

Type: String

Length Constraints: Minimum length of 1. Maximum length of 255.

Pattern: `[\u0020-\uD7FF\uE000-\uFFFF\uD800\uDC00-\uDBFF\uDFFF\r\n\t]*`

Required: No

### HealthCheckGracePeriod

The amount of time, in seconds, that Amazon EC2 Auto Scaling waits before checking the health status of an EC2 instance that has come into service and marking it unhealthy due to a failed health check. This is useful if your instances do not immediately pass their health checks after they enter the `InService` state. For more information, see [Set the health check grace period for an Auto Scaling group](#) in the *Amazon EC2 Auto Scaling User Guide*.

Default: 0 seconds

Type: Integer

Required: No

### HealthCheckType

A comma-separated value string of one or more health check types.

The valid values are `EC2`, `EBS`, `ELB`, and `VPC_LATTICE`. `EC2` is the default health check and cannot be disabled. For more information, see [Health checks for instances in an Auto Scaling group](#) in the *Amazon EC2 Auto Scaling User Guide*.

Only specify `EC2` if you must clear a value that was previously set.

Type: String

Length Constraints: Minimum length of 1. Maximum length of 32.

Pattern: `[\u0020-\uD7FF\uE000-\uFFFF\uD800\uDC00-\uDBFF\uDFFF\r\n\t]*`

Required: No

### InstanceId

The ID of the instance used to base the launch configuration on. If specified, Amazon EC2 Auto Scaling uses the configuration values from the specified instance to create a new launch configuration. To get the instance ID, use the Amazon EC2 [DescribeInstances](#) API operation. For more information, see [Create an Auto Scaling group using parameters from an existing instance](#) in the *Amazon EC2 Auto Scaling User Guide*.

Type: String

Length Constraints: Minimum length of 1. Maximum length of 19.

Pattern: `[\u0020-\uD7FF\uE000-\uFFFF\uD800\uDC00-\uDBFF\uDFFF\r\n\t]*`

Required: No

### **InstanceMaintenancePolicy**

An instance maintenance policy. For more information, see [Set instance maintenance policy](#) in the *Amazon EC2 Auto Scaling User Guide*.

Type: [InstanceMaintenancePolicy](#) object

Required: No

### **LaunchConfigurationName**

The name of the launch configuration to use to launch instances.

Conditional: You must specify either a launch template (LaunchTemplate or MixedInstancesPolicy) or a launch configuration (LaunchConfigurationName or InstanceId).

Type: String

Length Constraints: Minimum length of 1. Maximum length of 255.

Pattern: `[\u0020-\uD7FF\uE000-\uFFFF\uD800\uDC00-\uDBFF\uDFFF\r\n\t]*`

Required: No

### **LaunchTemplate**

Information used to specify the launch template and version to use to launch instances.

Conditional: You must specify either a launch template (LaunchTemplate or MixedInstancesPolicy) or a launch configuration (LaunchConfigurationName or InstanceId).

#### **Note**

The launch template that is specified must be configured for use with an Auto Scaling group. For more information, see [Create a launch template for an Auto Scaling group](#) in the *Amazon EC2 Auto Scaling User Guide*.



Type: [LaunchTemplateSpecification](#) object

Required: No

### **LifecycleHookSpecificationList.member.N**

One or more lifecycle hooks to add to the Auto Scaling group before instances are launched.

Type: Array of [LifecycleHookSpecification](#) objects

Required: No

### **LoadBalancerNames.member.N**

A list of Classic Load Balancers associated with this Auto Scaling group. For Application Load Balancers, Network Load Balancers, and Gateway Load Balancers, specify the `TargetGroupARNs` property instead.

Type: Array of strings

Length Constraints: Minimum length of 1. Maximum length of 255.

Pattern: `[\u0020-\uD7FF\uE000-\uFFFF\uD800\uDC00-\uDBFF\uDFFF\r\n\t]*`

Required: No

### **MaxInstanceLifetime**

The maximum amount of time, in seconds, that an instance can be in service. The default is null. If specified, the value must be either 0 or a number equal to or greater than 86,400 seconds (1 day). For more information, see [Replace Auto Scaling instances based on maximum instance lifetime](#) in the *Amazon EC2 Auto Scaling User Guide*.

Type: Integer

Required: No

### **MaxSize**

The maximum size of the group.

#### **Note**

With a mixed instances policy that uses instance weighting, Amazon EC2 Auto Scaling may need to go above `MaxSize` to meet your capacity requirements. In this event,

Amazon EC2 Auto Scaling will never go above `MaxSize` by more than your largest instance weight (weights that define how many units each instance contributes to the desired capacity of the group).

Type: Integer

Required: Yes

### **MinSize**

The minimum size of the group.

Type: Integer

Required: Yes

### **MixedInstancesPolicy**

The mixed instances policy.

The policy includes properties that not only define the distribution of On-Demand Instances and Spot Instances and how the Auto Scaling group allocates instance types to fulfill On-Demand and Spot capacities, but also the properties that specify the instance configuration information—the launch template and instance types. The policy can also include a weight for each instance type and different launch templates for certain instance types. For more information, see [Auto Scaling groups with multiple instance types and purchase options](#) in the *Amazon EC2 Auto Scaling User Guide*.

Type: [MixedInstancesPolicy](#) object

Required: No

### **NewInstancesProtectedFromScaleIn**

Indicates whether newly launched instances are protected from termination by Amazon EC2 Auto Scaling when scaling in. For more information about preventing instances from terminating on scale in, see [Use instance scale-in protection](#) in the *Amazon EC2 Auto Scaling User Guide*.

Type: Boolean

Required: No

## PlacementGroup

The name of the placement group into which to launch your instances. For more information, see [Placement groups](#) in the *Amazon EC2 User Guide for Linux Instances*.

### Note

A *cluster* placement group is a logical grouping of instances within a single Availability Zone. You cannot specify multiple Availability Zones and a cluster placement group.

Type: String

Length Constraints: Minimum length of 1. Maximum length of 255.

Pattern: `[\u0020-\uD7FF\uE000-\uFFFD\uD800\uDC00-\uDBFF\uDFFF\r\n\t]*`

Required: No

## ServiceLinkedRoleARN

The Amazon Resource Name (ARN) of the service-linked role that the Auto Scaling group uses to call other Amazon service on your behalf. By default, Amazon EC2 Auto Scaling uses a service-linked role named `AWSServiceRoleForAutoScaling`, which it creates if it does not exist. For more information, see [Service-linked roles](#) in the *Amazon EC2 Auto Scaling User Guide*.

Type: String

Length Constraints: Minimum length of 1. Maximum length of 1600.

Pattern: `[\u0020-\uD7FF\uE000-\uFFFD\uD800\uDC00-\uDBFF\uDFFF\r\n\t]*`

Required: No

## SkipZonalShiftValidation

If you enable zonal shift with cross-zone disabled load balancers, capacity could become imbalanced across Availability Zones. To skip the validation, specify `true`. For more information, see [Auto Scaling group zonal shift](#) in the *Amazon EC2 Auto Scaling User Guide*.

Type: Boolean

Required: No

## Tags.member.N

One or more tags. You can tag your Auto Scaling group and propagate the tags to the Amazon EC2 instances it launches. Tags are not propagated to Amazon EBS volumes. To add tags to Amazon EBS volumes, specify the tags in a launch template but use caution. If the launch template specifies an instance tag with a key that is also specified for the Auto Scaling group, Amazon EC2 Auto Scaling overrides the value of that instance tag with the value specified by the Auto Scaling group. For more information, see [Tag Auto Scaling groups and instances](#) in the *Amazon EC2 Auto Scaling User Guide*.

Type: Array of [Tag](#) objects

Required: No

## TargetGroupARNs.member.N

The Amazon Resource Names (ARN) of the Elastic Load Balancing target groups to associate with the Auto Scaling group. Instances are registered as targets with the target groups. The target groups receive incoming traffic and route requests to one or more registered targets. For more information, see [Use Elastic Load Balancing to distribute traffic across the instances in your Auto Scaling group](#) in the *Amazon EC2 Auto Scaling User Guide*.

Type: Array of strings

Length Constraints: Minimum length of 1. Maximum length of 511.

Pattern: `[\u0020-\uD7FF\uE000-\uFFFF\uD800\uDC00-\uDBFF\uDFFF\r\n\t]*`

Required: No

## TerminationPolicies.member.N

A policy or a list of policies that are used to select the instance to terminate. These policies are executed in the order that you list them. For more information, see [Configure termination policies for Amazon EC2 Auto Scaling](#) in the *Amazon EC2 Auto Scaling User Guide*.

Valid values: Default | AllocationStrategy | ClosestToNextInstanceHour | NewestInstance | OldestInstance | OldestLaunchConfiguration | OldestLaunchTemplate | arn:aws:lambda:region:account-id:function:my-function:my-alias

Type: Array of strings

Length Constraints: Minimum length of 1. Maximum length of 1600.

Pattern: `[\u0020-\uD7FF\uE000-\uFFFF\uD800\uDC00-\uDBFF\uDFFF\r\n\t]*`

Required: No

### **TrafficSources.member.N**

The list of traffic sources to attach to this Auto Scaling group. You can use any of the following as traffic sources for an Auto Scaling group: Classic Load Balancer, Application Load Balancer, Gateway Load Balancer, Network Load Balancer, and VPC Lattice.

Type: Array of [TrafficSourceIdentifier](#) objects

Required: No

### **VPCZoneIdentifier**

A comma-separated list of subnet IDs for a virtual private cloud (VPC) where instances in the Auto Scaling group can be created. If you specify `VPCZoneIdentifier` with `AvailabilityZones`, the subnets that you specify must reside in those Availability Zones.

Type: String

Length Constraints: Minimum length of 1. Maximum length of 5000.

Pattern: `[\u0020-\uD7FF\uE000-\uFFFF\uD800\uDC00-\uDBFF\uDFFF\r\n\t]*`

Required: No

## **Errors**

For information about the errors that are common to all actions, see [Common Errors](#).

### **AlreadyExists**

You already have an Auto Scaling group or launch configuration with this name.

HTTP Status Code: 400

### **LimitExceeded**

You have already reached a limit for your Amazon EC2 Auto Scaling resources (for example, Auto Scaling groups, launch configurations, or lifecycle hooks). For more information, see [DescribeAccountLimits](#).

HTTP Status Code: 400

### **ResourceContention**

You already have a pending update to an Amazon EC2 Auto Scaling resource (for example, an Auto Scaling group, instance, or load balancer).

HTTP Status Code: 500

### **ServiceLinkedRoleFailure**

The service-linked role is not yet ready for use.

HTTP Status Code: 500

## **Examples**

### **Example**

This example illustrates one usage of `CreateAutoScalingGroup`.

### **Sample Request**

```
https://autoscaling.amazonaws.com/?Action=CreateAutoScalingGroup
&AutoScalingGroupName=my-asg
&VPCZoneIdentifier=subnet-057fa0918fEXAMPLE%2Csubnet-610acd08EXAMPLE
&MinSize=2
&MaxSize=10
&DesiredCapacity=2
&LoadBalancerNames.member.1=my-loadbalancer
&HealthCheckType=ELB
&HealthCheckGracePeriod=120
&LaunchConfigurationName=my-lc
&MaxInstanceLifetime=2592000
&Version=2011-01-01
&AUTHPARAMS
```

## **See Also**

For more information about using this API in one of the language-specific Amazon SDKs, see the following:

- [Amazon Command Line Interface](#)

- [Amazon SDK for .NET](#)
- [Amazon SDK for C++](#)
- [Amazon SDK for Go v2](#)
- [Amazon SDK for Java V2](#)
- [Amazon SDK for JavaScript V3](#)
- [Amazon SDK for Kotlin](#)
- [Amazon SDK for PHP V3](#)
- [Amazon SDK for Python](#)
- [Amazon SDK for Ruby V3](#)

# CreateLaunchConfiguration

Creates a launch configuration.

If you exceed your maximum limit of launch configurations, the call fails. To query this limit, call the [DescribeAccountLimits](#) API. For information about updating this limit, see [Quotas for Amazon EC2 Auto Scaling](#) in the *Amazon EC2 Auto Scaling User Guide*.

For more information, see [Launch configurations](#) in the *Amazon EC2 Auto Scaling User Guide*.

## Note

Amazon EC2 Auto Scaling configures instances launched as part of an Auto Scaling group using either a launch template or a launch configuration. We strongly recommend that you do not use launch configurations. They do not provide full functionality for Amazon EC2 Auto Scaling or Amazon EC2. For information about using launch templates, see [Launch templates](#) in the *Amazon EC2 Auto Scaling User Guide*.

## Request Parameters

For information about the parameters that are common to all actions, see [Common Parameters](#).

### AssociatePublicIpAddress

Specifies whether to assign a public IPv4 address to the group's instances. If the instance is launched into a default subnet, the default is to assign a public IPv4 address, unless you disabled the option to assign a public IPv4 address on the subnet. If the instance is launched into a nondefault subnet, the default is not to assign a public IPv4 address, unless you enabled the option to assign a public IPv4 address on the subnet.

If you specify `true`, each instance in the Auto Scaling group receives a unique public IPv4 address. For more information, see [Provide network connectivity for your Auto Scaling instances using Amazon VPC](#) in the *Amazon EC2 Auto Scaling User Guide*.

If you specify this property, you must specify at least one subnet for `VPCZoneIdentifier` when you create your group.

Type: Boolean



Required: No

### **BlockDeviceMappings.member.N**

The block device mapping entries that define the block devices to attach to the instances at launch. By default, the block devices specified in the block device mapping for the AMI are used. For more information, see [Block device mappings](#) in the *Amazon EC2 User Guide for Linux Instances*.

Type: Array of [BlockDeviceMapping](#) objects

Required: No

### **ClassicLinkVPCId**

Available for backward compatibility.

Type: String

Length Constraints: Minimum length of 1. Maximum length of 255.

Pattern: `[\u0020-\uD7FF\uE000-\uFFFF\uD800\uDC00-\uDBFF\uDFFF\r\n\t]*`

Required: No

### **ClassicLinkVPCSecurityGroups.member.N**

Available for backward compatibility.

Type: Array of strings

Length Constraints: Minimum length of 1. Maximum length of 255.

Pattern: `[\u0020-\uD7FF\uE000-\uFFFF\uD800\uDC00-\uDBFF\uDFFF\r\n\t]*`

Required: No

### **EbsOptimized**

Specifies whether the launch configuration is optimized for EBS I/O (`true`) or not (`false`). The optimization provides dedicated throughput to Amazon EBS and an optimized configuration stack to provide optimal I/O performance. This optimization is not available with all instance types. Additional fees are incurred when you enable EBS optimization for an instance type that is not EBS-optimized by default. For more information, see [Amazon EBS-optimized instances](#) in the *Amazon EC2 User Guide for Linux Instances*.

The default value is `false`.

Type: Boolean

Required: No

### **IamInstanceProfile**

The name or the Amazon Resource Name (ARN) of the instance profile associated with the IAM role for the instance. The instance profile contains the IAM role. For more information, see [IAM role for applications that run on Amazon EC2 instances](#) in the *Amazon EC2 Auto Scaling User Guide*.

Type: String

Length Constraints: Minimum length of 1. Maximum length of 1600.

Pattern: `[\u0020-\uD7FF\uE000-\uFFFF\uD800\uDC00-\uDBFF\uDFFF\r\n\t]*`

Required: No

### **ImageId**

The ID of the Amazon Machine Image (AMI) that was assigned during registration. For more information, see [Find a Linux AMI](#) in the *Amazon EC2 User Guide for Linux Instances*.

If you specify `InstanceId`, an `ImageId` is not required.

Type: String

Length Constraints: Minimum length of 1. Maximum length of 255.

Pattern: `[\u0020-\uD7FF\uE000-\uFFFF\uD800\uDC00-\uDBFF\uDFFF\r\n\t]*`

Required: No

### **InstanceId**

The ID of the instance to use to create the launch configuration. The new launch configuration derives attributes from the instance, except for the block device mapping.

To create a launch configuration with a block device mapping or override any other instance attributes, specify them as part of the same request.

For more information, see [Create a launch configuration](#) in the *Amazon EC2 Auto Scaling User Guide*.

Type: String

Length Constraints: Minimum length of 1. Maximum length of 19.

Pattern: `[\u0020-\u007F\uE000-\uFFFF\uD800\uDC00-\uDBFF\uDFFF\r\n\t]*`

Required: No

## InstanceMonitoring

Controls whether instances in this group are launched with detailed (`true`) or basic (`false`) monitoring.

The default value is `true` (enabled).

### Important

When detailed monitoring is enabled, Amazon CloudWatch generates metrics every minute and your account is charged a fee. When you disable detailed monitoring, CloudWatch generates metrics every 5 minutes. For more information, see [Configure monitoring for Auto Scaling instances](#) in the *Amazon EC2 Auto Scaling User Guide*.

Type: [InstanceMonitoring](#) object

Required: No

## InstanceType

Specifies the instance type of the EC2 instance. For information about available instance types, see [Available instance types](#) in the *Amazon EC2 User Guide for Linux Instances*.

If you specify `InstanceId`, an `InstanceType` is not required.

Type: String

Length Constraints: Minimum length of 1. Maximum length of 255.

Pattern: `[\u0020-\u007F\uE000-\uFFFF\uD800\uDC00-\uDBFF\uDFFF\r\n\t]*`

Required: No

## KernelId

The ID of the kernel associated with the AMI.

### Note

We recommend that you use PV-GRUB instead of kernels and RAM disks. For more information, see [User provided kernels](#) in the *Amazon EC2 User Guide for Linux Instances*.

Type: String

Length Constraints: Minimum length of 1. Maximum length of 255.

Pattern: `[\u0020-\uD7FF\uE000-\uFFFF\uD800\uDC00-\uDBFF\uDFFF\r\n\t]*`

Required: No

## KeyName

The name of the key pair. For more information, see [Amazon EC2 key pairs and Amazon EC2 instances](#) in the *Amazon EC2 User Guide for Linux Instances*.

Type: String

Length Constraints: Minimum length of 1. Maximum length of 255.

Pattern: `[\u0020-\uD7FF\uE000-\uFFFF\uD800\uDC00-\uDBFF\uDFFF\r\n\t]*`

Required: No

## LaunchConfigurationName

The name of the launch configuration. This name must be unique per Region per account.

Type: String

Length Constraints: Minimum length of 1. Maximum length of 255.

Pattern: `[\u0020-\uD7FF\uE000-\uFFFF\uD800\uDC00-\uDBFF\uDFFF\r\n\t]*`

Required: Yes

## MetadataOptions

The metadata options for the instances. For more information, see [Configure the instance metadata options](#) in the *Amazon EC2 Auto Scaling User Guide*.

Type: [InstanceMetadataOptions](#) object

Required: No

## PlacementTenancy

The tenancy of the instance, either `default` or `dedicated`. An instance with `dedicated` tenancy runs on isolated, single-tenant hardware and can only be launched into a VPC. To launch `dedicated` instances into a shared tenancy VPC (a VPC with the instance placement tenancy attribute set to `default`), you must set the value of this property to `dedicated`.

If you specify `PlacementTenancy`, you must specify at least one subnet for `VPCZoneIdentifier` when you create your group.

Valid values: `default` | `dedicated`

Type: String

Length Constraints: Minimum length of 1. Maximum length of 64.

Pattern: `[\u0020-\uD7FF\uE000-\uFFFF\uD800\uDC00-\uDBFF\uDFFF\u_\\n\\t]*`

Required: No

## RamdiskId

The ID of the RAM disk to select.

### Note

We recommend that you use PV-GRUB instead of kernels and RAM disks. For more information, see [User provided kernels](#) in the *Amazon EC2 User Guide for Linux Instances*.

Type: String

Length Constraints: Minimum length of 1. Maximum length of 255.

Pattern: `[\u0020-\uD7FF\uE000-\uFFFF\uD800\uDC00-\uDBFF\uDFFF\r\n\t]*`

Required: No

### **SecurityGroups.member.N**

A list that contains the security group IDs to assign to the instances in the Auto Scaling group. For more information, see [Control traffic to your Amazon resources using security groups](#) in the *Amazon Virtual Private Cloud User Guide*.

Type: Array of strings

Pattern: `[\u0020-\uD7FF\uE000-\uFFFF\uD800\uDC00-\uDBFF\uDFFF\r\n\t]*`

Required: No

### **SpotPrice**

The maximum hourly price to be paid for any Spot Instance launched to fulfill the request. Spot Instances are launched when the price you specify exceeds the current Spot price. For more information, see [Request Spot Instances for fault-tolerant and flexible applications](#) in the *Amazon EC2 Auto Scaling User Guide*.

Valid Range: Minimum value of 0.001

#### **Note**

When you change your maximum price by creating a new launch configuration, running instances will continue to run as long as the maximum price for those running instances is higher than the current Spot price.

Type: String

Length Constraints: Minimum length of 1. Maximum length of 255.

Required: No

### **UserData**

The user data to make available to the launched EC2 instances. For more information, see [Instance metadata and user data](#) (Linux) and [Instance metadata and user data](#) (Windows). If you are using a command line tool, base64-encoding is performed for you, and you can load the

text from a file. Otherwise, you must provide base64-encoded text. User data is limited to 16 KB.

Type: String

Length Constraints: Maximum length of 21847.

Pattern: `[\u0020-\uD7FF\uE000-\uFFFF\uD800\uDC00-\uDBFF\uDFFF\x\n\t]*`

Required: No

## Errors

For information about the errors that are common to all actions, see [Common Errors](#).

### AlreadyExists

You already have an Auto Scaling group or launch configuration with this name.

HTTP Status Code: 400

### LimitExceeded

You have already reached a limit for your Amazon EC2 Auto Scaling resources (for example, Auto Scaling groups, launch configurations, or lifecycle hooks). For more information, see [DescribeAccountLimits](#).

HTTP Status Code: 400

### ResourceContention

You already have a pending update to an Amazon EC2 Auto Scaling resource (for example, an Auto Scaling group, instance, or load balancer).

HTTP Status Code: 500

## Examples

### Example

This example illustrates one usage of `CreateLaunchConfiguration`.

## Sample Request

```
https://autoscaling.amazonaws.com/?Action=CreateLaunchConfiguration
&LaunchConfigurationName=my-lc
&ImageId=ami-0abcdef1234567890
&InstanceType=t2.micro
&SecurityGroups.member.1=sg-1a2b3c4d
&Version=2011-01-01
&AUTHPARAMS
```

## See Also

For more information about using this API in one of the language-specific Amazon SDKs, see the following:

- [Amazon Command Line Interface](#)
- [Amazon SDK for .NET](#)
- [Amazon SDK for C++](#)
- [Amazon SDK for Go v2](#)
- [Amazon SDK for Java V2](#)
- [Amazon SDK for JavaScript V3](#)
- [Amazon SDK for Kotlin](#)
- [Amazon SDK for PHP V3](#)
- [Amazon SDK for Python](#)
- [Amazon SDK for Ruby V3](#)



# CreateOrUpdateTags

Creates or updates tags for the specified Auto Scaling group.

When you specify a tag with a key that already exists, the operation overwrites the previous tag definition, and you do not get an error message.

For more information, see [Tag Auto Scaling groups and instances](#) in the *Amazon EC2 Auto Scaling User Guide*.

## Request Parameters

For information about the parameters that are common to all actions, see [Common Parameters](#).

### Tags.member.N

One or more tags.

Type: Array of [Tag](#) objects

Required: Yes

## Errors

For information about the errors that are common to all actions, see [Common Errors](#).

### AlreadyExists

You already have an Auto Scaling group or launch configuration with this name.

HTTP Status Code: 400

### LimitExceeded

You have already reached a limit for your Amazon EC2 Auto Scaling resources (for example, Auto Scaling groups, launch configurations, or lifecycle hooks). For more information, see [DescribeAccountLimits](#).

HTTP Status Code: 400

### ResourceContention

You already have a pending update to an Amazon EC2 Auto Scaling resource (for example, an Auto Scaling group, instance, or load balancer).

HTTP Status Code: 500

## ResourceInUse

The operation can't be performed because the resource is in use.

HTTP Status Code: 400

## Examples

### Example

This example illustrates one usage of `CreateOrUpdateTags`.

### Sample Request

```
https://autoscaling.amazonaws.com/?Action=CreateOrUpdateTags
&Tags.member.1.ResourceId=my-asg
&Tags.member.1.ResourceType=auto-scaling-group
&Tags.member.1.Key=environment
&Tags.member.1.Value=test
&Tags.member.1.PropagateAtLaunch=true
&Version=2011-01-01
&AUTHPARAMS
```

## See Also

For more information about using this API in one of the language-specific Amazon SDKs, see the following:

- [Amazon Command Line Interface](#)
- [Amazon SDK for .NET](#)
- [Amazon SDK for C++](#)
- [Amazon SDK for Go v2](#)
- [Amazon SDK for Java V2](#)
- [Amazon SDK for JavaScript V3](#)
- [Amazon SDK for Kotlin](#)
- [Amazon SDK for PHP V3](#)

- [Amazon SDK for Python](#)
- [Amazon SDK for Ruby V3](#)

# DeleteAutoScalingGroup

Deletes the specified Auto Scaling group.

If the group has instances or scaling activities in progress, you must specify the option to force the deletion in order for it to succeed. The force delete operation will also terminate the EC2 instances. If the group has a warm pool, the force delete option also deletes the warm pool.

To remove instances from the Auto Scaling group before deleting it, call the [DetachInstances](#) API with the list of instances and the option to decrement the desired capacity. This ensures that Amazon EC2 Auto Scaling does not launch replacement instances.

To terminate all instances before deleting the Auto Scaling group, call the [UpdateAutoScalingGroup](#) API and set the minimum size and desired capacity of the Auto Scaling group to zero.

If the group has scaling policies, deleting the group deletes the policies, the underlying alarm actions, and any alarm that no longer has an associated action.

For more information, see [Delete your Auto Scaling infrastructure](#) in the *Amazon EC2 Auto Scaling User Guide*.

## Request Parameters

For information about the parameters that are common to all actions, see [Common Parameters](#).

### AutoScalingGroupName

The name of the Auto Scaling group.

Type: String

Length Constraints: Minimum length of 1. Maximum length of 255.

Pattern: `[\u0020-\uD7FF\uE000-\uFFFF\uD800\uDC00-\uDBFF\uDFFF\r\n\t]*`

Required: Yes

### ForceDelete

Specifies that the group is to be deleted along with all instances associated with the group, without waiting for all instances to be terminated. This action also deletes any outstanding lifecycle actions associated with the group.

Type: Boolean

Required: No

## Errors

For information about the errors that are common to all actions, see [Common Errors](#).

### ResourceContention

You already have a pending update to an Amazon EC2 Auto Scaling resource (for example, an Auto Scaling group, instance, or load balancer).

HTTP Status Code: 500

### ResourceInUse

The operation can't be performed because the resource is in use.

HTTP Status Code: 400

### ScalingActivityInProgress

The operation can't be performed because there are scaling activities in progress.

HTTP Status Code: 400

## Examples

### Example

This example illustrates one usage of `DeleteAutoScalingGroup`.

### Sample Request

```
https://autoscaling.amazonaws.com/?Action=DeleteAutoScalingGroup
&AutoScalingGroupName=my-asg
&ForceDelete=true
&Version=2011-01-01
&AUTHPARAMS
```

## See Also

For more information about using this API in one of the language-specific Amazon SDKs, see the following:

- [Amazon Command Line Interface](#)
- [Amazon SDK for .NET](#)
- [Amazon SDK for C++](#)
- [Amazon SDK for Go v2](#)
- [Amazon SDK for Java V2](#)
- [Amazon SDK for JavaScript V3](#)
- [Amazon SDK for Kotlin](#)
- [Amazon SDK for PHP V3](#)
- [Amazon SDK for Python](#)
- [Amazon SDK for Ruby V3](#)

# DeleteLaunchConfiguration

Deletes the specified launch configuration.

The launch configuration must not be attached to an Auto Scaling group. When this call completes, the launch configuration is no longer available for use.

## Request Parameters

For information about the parameters that are common to all actions, see [Common Parameters](#).

### LaunchConfigurationName

The name of the launch configuration.

Type: String

Length Constraints: Minimum length of 1. Maximum length of 255.

Pattern: `[\u0020-\uD7FF\uE000-\uFFFF\uD800\uDC00-\uDBFF\uDFFF\r\n\t]*`

Required: Yes

## Errors

For information about the errors that are common to all actions, see [Common Errors](#).

### ResourceContention

You already have a pending update to an Amazon EC2 Auto Scaling resource (for example, an Auto Scaling group, instance, or load balancer).

HTTP Status Code: 500

### ResourceInUse

The operation can't be performed because the resource is in use.

HTTP Status Code: 400

## Examples

### Example

This example illustrates one usage of DeleteLaunchConfiguration.

### Sample Request

```
https://autoscaling.amazonaws.com/?Action=DeleteLaunchConfiguration
&LaunchConfigurationName=my-lc
&Version=2011-01-01
&AUTHPARAMS
```

### See Also

For more information about using this API in one of the language-specific Amazon SDKs, see the following:

- [Amazon Command Line Interface](#)
- [Amazon SDK for .NET](#)
- [Amazon SDK for C++](#)
- [Amazon SDK for Go v2](#)
- [Amazon SDK for Java V2](#)
- [Amazon SDK for JavaScript V3](#)
- [Amazon SDK for Kotlin](#)
- [Amazon SDK for PHP V3](#)
- [Amazon SDK for Python](#)
- [Amazon SDK for Ruby V3](#)



# DeleteLifecycleHook

Deletes the specified lifecycle hook.

If there are any outstanding lifecycle actions, they are completed first (ABANDON for launching instances, CONTINUE for terminating instances).

## Request Parameters

For information about the parameters that are common to all actions, see [Common Parameters](#).

### AutoScalingGroupName

The name of the Auto Scaling group.

Type: String

Length Constraints: Minimum length of 1. Maximum length of 255.

Pattern: `[\u0020-\uD7FF\uE000-\uFFFF\uD800\uDC00-\uDBFF\uDFFF\x\n\t]*`

Required: Yes

### LifecycleHookName

The name of the lifecycle hook.

Type: String

Length Constraints: Minimum length of 1. Maximum length of 255.

Pattern: `[A-Za-z0-9\-\_\/]+`

Required: Yes

## Errors

For information about the errors that are common to all actions, see [Common Errors](#).

### ResourceContention

You already have a pending update to an Amazon EC2 Auto Scaling resource (for example, an Auto Scaling group, instance, or load balancer).

HTTP Status Code: 500

## Examples

### Example

This example illustrates one usage of DeleteLifecycleHook.

### Sample Request

```
https://autoscaling.amazonaws.com/?Action=DeleteLifecycleHook
&AutoScalingGroupName=my-asg
&LifecycleHookName=my-hook
&Version=2011-01-01
&AUTHPARAMS
```

## See Also

For more information about using this API in one of the language-specific Amazon SDKs, see the following:

- [Amazon Command Line Interface](#)
- [Amazon SDK for .NET](#)
- [Amazon SDK for C++](#)
- [Amazon SDK for Go v2](#)
- [Amazon SDK for Java V2](#)
- [Amazon SDK for JavaScript V3](#)
- [Amazon SDK for Kotlin](#)
- [Amazon SDK for PHP V3](#)
- [Amazon SDK for Python](#)
- [Amazon SDK for Ruby V3](#)

# DeleteNotificationConfiguration

Deletes the specified notification.

## Request Parameters

For information about the parameters that are common to all actions, see [Common Parameters](#).

### AutoScalingGroupName

The name of the Auto Scaling group.

Type: String

Length Constraints: Minimum length of 1. Maximum length of 255.

Pattern: `[\u0020-\uD7FF\uE000-\uFFFD\uD800\uDC00-\uDBFF\uDFFF\r\n\t]*`

Required: Yes

### TopicARN

The Amazon Resource Name (ARN) of the Amazon SNS topic.

Type: String

Length Constraints: Minimum length of 1. Maximum length of 255.

Pattern: `[\u0020-\uD7FF\uE000-\uFFFD\uD800\uDC00-\uDBFF\uDFFF\r\n\t]*`

Required: Yes

## Errors

For information about the errors that are common to all actions, see [Common Errors](#).

### ResourceContention

You already have a pending update to an Amazon EC2 Auto Scaling resource (for example, an Auto Scaling group, instance, or load balancer).

HTTP Status Code: 500

## Examples

### Example

This example illustrates one usage of DeleteNotificationConfiguration.

### Sample Request

```
https://autoscaling.amazonaws.com/?Action=DeleteNotificationConfiguration
&AutoScalingGroupName=my-asg
&TopicARN=arn:aws:sns:us-east-1:123456789012:my-sns-topic
&Version=2011-01-01
&AUTHPARAMS
```

### See Also

For more information about using this API in one of the language-specific Amazon SDKs, see the following:

- [Amazon Command Line Interface](#)
- [Amazon SDK for .NET](#)
- [Amazon SDK for C++](#)
- [Amazon SDK for Go v2](#)
- [Amazon SDK for Java V2](#)
- [Amazon SDK for JavaScript V3](#)
- [Amazon SDK for Kotlin](#)
- [Amazon SDK for PHP V3](#)
- [Amazon SDK for Python](#)
- [Amazon SDK for Ruby V3](#)

# DeletePolicy

Deletes the specified scaling policy.

Deleting either a step scaling policy or a simple scaling policy deletes the underlying alarm action, but does not delete the alarm, even if it no longer has an associated action.

For more information, see [Delete a scaling policy](#) in the *Amazon EC2 Auto Scaling User Guide*.

## Request Parameters

For information about the parameters that are common to all actions, see [Common Parameters](#).

### AutoScalingGroupName

The name of the Auto Scaling group.

Type: String

Length Constraints: Minimum length of 1. Maximum length of 255.

Pattern: `[\u0020-\u007F\u00E0-\u00FF\u0080-\u00DC\u00DB-\u00FF\u00r\u00n\u00t]*`

Required: No

### PolicyName

The name or Amazon Resource Name (ARN) of the policy.

Type: String

Length Constraints: Minimum length of 1. Maximum length of 1600.

Pattern: `[\u0020-\u007F\u00E0-\u00FF\u0080-\u00DC\u00DB-\u00FF\u00r\u00n\u00t]*`

Required: Yes

## Errors

For information about the errors that are common to all actions, see [Common Errors](#).

## ResourceContention

You already have a pending update to an Amazon EC2 Auto Scaling resource (for example, an Auto Scaling group, instance, or load balancer).

HTTP Status Code: 500

## ServiceLinkedRoleFailure

The service-linked role is not yet ready for use.

HTTP Status Code: 500

## Examples

### Example

This example illustrates one usage of DeletePolicy.

### Sample Request

```
https://autoscaling.amazonaws.com/?Action=DeletePolicy
&AutoScalingGroupName=my-asg
&PolicyName=alb1000-target-tracking-scaling-policy
&Version=2011-01-01
&AUTHPARAMS
```

## See Also

For more information about using this API in one of the language-specific Amazon SDKs, see the following:

- [Amazon Command Line Interface](#)
- [Amazon SDK for .NET](#)
- [Amazon SDK for C++](#)
- [Amazon SDK for Go v2](#)
- [Amazon SDK for Java V2](#)
- [Amazon SDK for JavaScript V3](#)
- [Amazon SDK for Kotlin](#)

- [Amazon SDK for PHP V3](#)
- [Amazon SDK for Python](#)
- [Amazon SDK for Ruby V3](#)

# DeleteScheduledAction

Deletes the specified scheduled action.

## Request Parameters

For information about the parameters that are common to all actions, see [Common Parameters](#).

### AutoScalingGroupName

The name of the Auto Scaling group.

Type: String

Length Constraints: Minimum length of 1. Maximum length of 255.

Pattern: `[\u0020-\uD7FF\uE000-\uFFFD\uD800\uDC00-\uDBFF\uDFFF\r\n\t]*`

Required: Yes

### ScheduledActionName

The name of the action to delete.

Type: String

Length Constraints: Minimum length of 1. Maximum length of 255.

Pattern: `[\u0020-\uD7FF\uE000-\uFFFD\uD800\uDC00-\uDBFF\uDFFF\r\n\t]*`

Required: Yes

## Errors

For information about the errors that are common to all actions, see [Common Errors](#).

### ResourceContention

You already have a pending update to an Amazon EC2 Auto Scaling resource (for example, an Auto Scaling group, instance, or load balancer).

HTTP Status Code: 500



## Examples

### Example

This example illustrates one usage of `DeleteScheduledAction`.

### Sample Request

```
https://autoscaling.amazonaws.com/?Action=DeleteScheduledAction
&AutoScalingGroupName=my-asg
&ScheduledActionName=my-scheduled-action
&Version=2011-01-01
&AUTHPARAMS
```

### See Also

For more information about using this API in one of the language-specific Amazon SDKs, see the following:

- [Amazon Command Line Interface](#)
- [Amazon SDK for .NET](#)
- [Amazon SDK for C++](#)
- [Amazon SDK for Go v2](#)
- [Amazon SDK for Java V2](#)
- [Amazon SDK for JavaScript V3](#)
- [Amazon SDK for Kotlin](#)
- [Amazon SDK for PHP V3](#)
- [Amazon SDK for Python](#)
- [Amazon SDK for Ruby V3](#)

# DeleteTags

Deletes the specified tags.

## Request Parameters

For information about the parameters that are common to all actions, see [Common Parameters](#).

### Tags.member.N

One or more tags.

Type: Array of [Tag](#) objects

Required: Yes

## Errors

For information about the errors that are common to all actions, see [Common Errors](#).

### ResourceContention

You already have a pending update to an Amazon EC2 Auto Scaling resource (for example, an Auto Scaling group, instance, or load balancer).

HTTP Status Code: 500

### ResourceInUse

The operation can't be performed because the resource is in use.

HTTP Status Code: 400

## Examples

### Example

This example illustrates one usage of DeleteTags.

### Sample Request

```
https://autoscaling.amazonaws.com/?Action=DeleteTags
```

```
&Tags.member.1.ResourceId=my-asg
&Tags.member.1.ResourceType=auto-scaling-group
&Tags.member.1.Key=environment
&Version=2011-01-01
&AUTHPARAMS
```

## See Also

For more information about using this API in one of the language-specific Amazon SDKs, see the following:

- [Amazon Command Line Interface](#)
- [Amazon SDK for .NET](#)
- [Amazon SDK for C++](#)
- [Amazon SDK for Go v2](#)
- [Amazon SDK for Java V2](#)
- [Amazon SDK for JavaScript V3](#)
- [Amazon SDK for Kotlin](#)
- [Amazon SDK for PHP V3](#)
- [Amazon SDK for Python](#)
- [Amazon SDK for Ruby V3](#)

# DeleteWarmPool

Deletes the warm pool for the specified Auto Scaling group.

For more information, see [Warm pools for Amazon EC2 Auto Scaling](#) in the *Amazon EC2 Auto Scaling User Guide*.

## Request Parameters

For information about the parameters that are common to all actions, see [Common Parameters](#).

### AutoScalingGroupName

The name of the Auto Scaling group.

Type: String

Length Constraints: Minimum length of 1. Maximum length of 255.

Pattern: `[\u0020-\uD7FF\uE000-\uFFFF\uD800\uDC00-\uDBFF\uDFFF\r\n\t]*`

Required: Yes

### ForceDelete

Specifies that the warm pool is to be deleted along with all of its associated instances, without waiting for all instances to be terminated. This parameter also deletes any outstanding lifecycle actions associated with the warm pool instances.

Type: Boolean

Required: No

## Errors

For information about the errors that are common to all actions, see [Common Errors](#).

### LimitExceeded

You have already reached a limit for your Amazon EC2 Auto Scaling resources (for example, Auto Scaling groups, launch configurations, or lifecycle hooks). For more information, see [DescribeAccountLimits](#).

HTTP Status Code: 400

### **ResourceContention**

You already have a pending update to an Amazon EC2 Auto Scaling resource (for example, an Auto Scaling group, instance, or load balancer).

HTTP Status Code: 500

### **ResourceInUse**

The operation can't be performed because the resource is in use.

HTTP Status Code: 400

### **ScalingActivityInProgress**

The operation can't be performed because there are scaling activities in progress.

HTTP Status Code: 400

## **Examples**

### **Example**

This example illustrates one usage of DeleteWarmPool.

### **Sample Request**

```
https://autoscaling.amazonaws.com/?Action=DeleteWarmPool
&AutoScalingGroupName=my-asg
&ForceDelete=true
&Version=2011-01-01
&AUTHPARAMS
```

## **See Also**

For more information about using this API in one of the language-specific Amazon SDKs, see the following:

- [Amazon Command Line Interface](#)
- [Amazon SDK for .NET](#)

- [Amazon SDK for C++](#)
- [Amazon SDK for Go v2](#)
- [Amazon SDK for Java V2](#)
- [Amazon SDK for JavaScript V3](#)
- [Amazon SDK for Kotlin](#)
- [Amazon SDK for PHP V3](#)
- [Amazon SDK for Python](#)
- [Amazon SDK for Ruby V3](#)

# DescribeAccountLimits

Describes the current Amazon EC2 Auto Scaling resource quotas for your account.

When you establish an Amazon Web Services account, the account has initial quotas on the maximum number of Auto Scaling groups and launch configurations that you can create in a given Region. For more information, see [Quotas for Amazon EC2 Auto Scaling](#) in the *Amazon EC2 Auto Scaling User Guide*.

## Response Elements

The following elements are returned by the service.

### MaxNumberOfAutoScalingGroups

The maximum number of groups allowed for your account. The default is 200 groups per Region.

Type: Integer

### MaxNumberOfLaunchConfigurations

The maximum number of launch configurations allowed for your account. The default is 200 launch configurations per Region.

Type: Integer

### NumberOfAutoScalingGroups

The current number of groups for your account.

Type: Integer

### NumberOfLaunchConfigurations

The current number of launch configurations for your account.

Type: Integer

## Errors

For information about the errors that are common to all actions, see [Common Errors](#).

## ResourceContention

You already have a pending update to an Amazon EC2 Auto Scaling resource (for example, an Auto Scaling group, instance, or load balancer).

HTTP Status Code: 500

## Examples

### Example

This example illustrates one usage of DescribeAccountLimits.

### Sample Request

```
https://autoscaling.amazonaws.com/?Action=DescribeAccountLimits
&Version=2011-01-01
&AUTHPARAMS
```

### Sample Response

```
<DescribeAccountLimitsResponse xmlns="https://autoscaling.amazonaws.com/
doc/2011-01-01/">
  <DescribeAccountLimitsResult>
    <NumberOfLaunchConfigurations>5</NumberOfLaunchConfigurations>
    <MaxNumberOfLaunchConfigurations>200</MaxNumberOfLaunchConfigurations>
    <NumberOfAutoScalingGroups>10</NumberOfAutoScalingGroups>
    <MaxNumberOfAutoScalingGroups>200</MaxNumberOfAutoScalingGroups>
  </DescribeAccountLimitsResult>
  <ResponseMetadata>
    <RequestId>7c6e177f-f082-11e1-ac58-3714bEXAMPLE</RequestId>
  </ResponseMetadata>
</DescribeAccountLimitsResponse>
```

## See Also

For more information about using this API in one of the language-specific Amazon SDKs, see the following:

- [Amazon Command Line Interface](#)



- [Amazon SDK for .NET](#)
- [Amazon SDK for C++](#)
- [Amazon SDK for Go v2](#)
- [Amazon SDK for Java V2](#)
- [Amazon SDK for JavaScript V3](#)
- [Amazon SDK for Kotlin](#)
- [Amazon SDK for PHP V3](#)
- [Amazon SDK for Python](#)
- [Amazon SDK for Ruby V3](#)

# DescribeAdjustmentTypes

Describes the available adjustment types for step scaling and simple scaling policies.

The following adjustment types are supported:

- `ChangeInCapacity`
- `ExactCapacity`
- `PercentChangeInCapacity`

## Response Elements

The following element is returned by the service.

### **AdjustmentTypes.member.N**

The policy adjustment types.

Type: Array of [AdjustmentType](#) objects

## Errors

For information about the errors that are common to all actions, see [Common Errors](#).

### **ResourceContention**

You already have a pending update to an Amazon EC2 Auto Scaling resource (for example, an Auto Scaling group, instance, or load balancer).

HTTP Status Code: 500

## Examples

### **Example**

This example illustrates one usage of `DescribeAdjustmentTypes`.

### **Sample Request**

```
https://autoscaling.amazonaws.com/?Action=DescribeAdjustmentTypes
```

```
&Version=2011-01-01
&AUTHPARAMS
```

## Sample Response

```
<DescribeAdjustmentTypesResponse xmlns="https://autoscaling.amazonaws.com/
doc/2011-01-01/">
  <DescribeAdjustmentTypesResult>
    <AdjustmentTypes>
      <member>
        <AdjustmentType>ChangeInCapacity</AdjustmentType>
      </member>
      <member>
        <AdjustmentType>ExactCapacity</AdjustmentType>
      </member>
      <member>
        <AdjustmentType>PercentChangeInCapacity</AdjustmentType>
      </member>
    </AdjustmentTypes>
  </DescribeAdjustmentTypesResult>
  <ResponseMetadata>
    <RequestId>7c6e177f-f082-11e1-ac58-3714bEXAMPLE</RequestId>
  </ResponseMetadata>
</DescribeAdjustmentTypesResponse>
```

## See Also

For more information about using this API in one of the language-specific Amazon SDKs, see the following:

- [Amazon Command Line Interface](#)
- [Amazon SDK for .NET](#)
- [Amazon SDK for C++](#)
- [Amazon SDK for Go v2](#)
- [Amazon SDK for Java V2](#)
- [Amazon SDK for JavaScript V3](#)
- [Amazon SDK for Kotlin](#)
- [Amazon SDK for PHP V3](#)
- [Amazon SDK for Python](#)

- [Amazon SDK for Ruby V3](#)

# DescribeAutoScalingGroups

Gets information about the Auto Scaling groups in the account and Region.

If you specify Auto Scaling group names, the output includes information for only the specified Auto Scaling groups. If you specify filters, the output includes information for only those Auto Scaling groups that meet the filter criteria. If you do not specify group names or filters, the output includes information for all Auto Scaling groups.

This operation also returns information about instances in Auto Scaling groups. To retrieve information about the instances in a warm pool, you must call the [DescribeWarmPool](#) API.

## Request Parameters

For information about the parameters that are common to all actions, see [Common Parameters](#).

### **AutoScalingGroupNames.member.N**

The names of the Auto Scaling groups. By default, you can only specify up to 50 names. You can optionally increase this limit using the `MaxRecords` property.

If you omit this property, all Auto Scaling groups are described.

Type: Array of strings

Length Constraints: Minimum length of 1. Maximum length of 255.

Pattern: `[\u0020-\u007F\uE000-\uFFFF\uD800\uDC00-\uDBFF\uDFFF\r\n\t]*`

Required: No

### **Filters.member.N**

One or more filters to limit the results based on specific tags.

Type: Array of [Filter](#) objects

Required: No

### **MaxRecords**

The maximum number of items to return with this call. The default value is 50 and the maximum value is 100.

Type: Integer

Required: No

### **NextToken**

The token for the next set of items to return. (You received this token from a previous call.)

Type: String

Pattern: `[\u0020-\uD7FF\uE000-\uFFFD\uD800\uDC00-\uDBFF\uDFFF\r\n\t]*`

Required: No

## **Response Elements**

The following elements are returned by the service.

### **AutoScalingGroups.member.N**

The groups.

Type: Array of [AutoScalingGroup](#) objects

### **NextToken**

A string that indicates that the response contains more items than can be returned in a single response. To receive additional items, specify this string for the NextToken value when requesting the next set of items. This value is null when there are no more items to return.

Type: String

Pattern: `[\u0020-\uD7FF\uE000-\uFFFD\uD800\uDC00-\uDBFF\uDFFF\r\n\t]*`

## **Errors**

For information about the errors that are common to all actions, see [Common Errors](#).

### **InvalidNextToken**

The NextToken value is not valid.

HTTP Status Code: 400

## ResourceContention

You already have a pending update to an Amazon EC2 Auto Scaling resource (for example, an Auto Scaling group, instance, or load balancer).

HTTP Status Code: 500

## Examples

### Example 1: Describe an Auto Scaling group

This example describes the specified Auto Scaling group.

#### Sample Request

```
https://autoscaling.amazonaws.com/?Action=DescribeAutoScalingGroups
&AutoScalingGroupNames.member.1=my-asg
&Version=2011-01-01
&AUTHPARAMS
```

#### Sample Response

```
<DescribeAutoScalingGroupsResponse xmlns="https://autoscaling.amazonaws.com/
doc/2011-01-01/">
  <DescribeAutoScalingGroupsResult>
    <AutoScalingGroups>
      <member>
        <AutoScalingGroupName>my-asg</AutoScalingGroupName>
        <AutoScalingGroupARN>arn:aws:autoscaling:us-
east-1:123456789012:autoScalingGroup:12345678-1234-1234-1234-123456789012:autoScalingGroupName/
my-asg</AutoScalingGroupARN>
        <LaunchConfigurationName>my-lc</LaunchConfigurationName>
        <LaunchTemplate />
        <MixedInstancesPolicy />
        <MinSize>2</MinSize>
        <MaxSize>10</MaxSize>
        <DesiredCapacity>2</DesiredCapacity>
        <DefaultCooldown>300</DefaultCooldown>
        <AvailabilityZones>
          <member>us-east-1a</member>
          <member>us-east-1b</member>
        </AvailabilityZones>
      </member>
    </AutoScalingGroups>
  </DescribeAutoScalingGroupsResult>
</DescribeAutoScalingGroupsResponse>
```

```

<LoadBalancerNames />
<TargetGroupARNs />
<HealthCheckType>ELB</HealthCheckType>
<HealthCheckGracePeriod>300</HealthCheckGracePeriod>
<Instances>
  <member>
    <ProtectedFromScaleIn>>false</ProtectedFromScaleIn>
    <AvailabilityZone>us-east-1c</AvailabilityZone>
    <LaunchConfigurationName>my-lc</LaunchConfigurationName>
    <LaunchTemplate />
    <InstanceId>i-1234567890abcdef0</InstanceId>
    <InstanceType>t3.micro</InstanceType>
    <HealthStatus>Healthy</HealthStatus>
    <LifecycleState>InService</LifecycleState>
    <WeightedCapacity />
  </member>
</Instances>
<CreatedTime>2023-05-06T17:47:15.107Z</CreatedTime>
<SuspendedProcesses />
<PlacementGroup />
<VPCZoneIdentifier>subnet-057fa0918fEXAMPLE,subnet-610acd08EXAMPLE</
VPCZoneIdentifier>
<EnabledMetrics />
<Status />
<Tags>
  <member>
    <ResourceId>my-asg</ResourceId>
    <PropagateAtLaunch>>true</PropagateAtLaunch>
    <Value>test</Value>
    <Key>environment</Key>
    <ResourceType>auto-scaling-group</ResourceType>
  </member>
</Tags>
<TerminationPolicies>
  <member>Default</member>
</TerminationPolicies>
<NewInstancesProtectedFromScaleIn>>false</NewInstancesProtectedFromScaleIn>
<ServiceLinkedRoleARN>arn:aws:iam::123456789012:role/aws-service-role/
autoscaling.amazonaws.com/AWSServiceRoleForAutoScaling</ServiceLinkedRoleARN>
<MaxInstanceLifetime />
<CapacityRebalance />
<WarmPoolConfiguration />
<WarmPoolSize />
<DesiredCapacityType />

```



```
<DefaultInstanceWarmup />
  <TrafficSources />
</member>
</AutoScalingGroups>
</DescribeAutoScalingGroupsResult>
<ResponseMetadata>
  <RequestId>7c6e177f-f082-11e1-ac58-3714bEXAMPLE</RequestId>
</ResponseMetadata>
</DescribeAutoScalingGroupsResponse>
```

## Example 2: Describe Auto Scaling groups with a specific tag key and value pair

This example describes any Auto Scaling groups with the tag key and value pair of `environment=production`.

### Sample Request

```
https://autoscaling.amazonaws.com/?Action=DescribeAutoScalingGroups
&Filters.member.1.Name=tag-key
&Filters.member.1.Values.member.1=environment
&Filters.member.2.Name=tag-value
&Filters.member.2.Values.member.1=production
&Version=2011-01-01
&AUTHPARAMS
```

## Example 3: Describe Auto Scaling groups with tags that match multiple tag keys and values

This example combines filters to do more complex filtering. It describes any Auto Scaling groups with a specific set of tags. One tag key is `environment` and the tag value is `production` or `development`, and the other tag key is `costcenter` and the tag value is `cc123`.

### Sample Request

```
https://autoscaling.amazonaws.com/?Action=DescribeAutoScalingGroups
&Filter.member.1.Name=tag:environment
&Filter.member.1.Values.member.1=production
&Filter.member.1.Values.member.2=development
&Filter.member.2.Name=tag:costcenter
&Filter.member.2.Values.member.1=cc123
&Version=2011-01-01
```

&AUTHPARAMS

## See Also

For more information about using this API in one of the language-specific Amazon SDKs, see the following:

- [Amazon Command Line Interface](#)
- [Amazon SDK for .NET](#)
- [Amazon SDK for C++](#)
- [Amazon SDK for Go v2](#)
- [Amazon SDK for Java V2](#)
- [Amazon SDK for JavaScript V3](#)
- [Amazon SDK for Kotlin](#)
- [Amazon SDK for PHP V3](#)
- [Amazon SDK for Python](#)
- [Amazon SDK for Ruby V3](#)

# DescribeAutoScalingInstances

Gets information about the Auto Scaling instances in the account and Region.

## Request Parameters

For information about the parameters that are common to all actions, see [Common Parameters](#).

### InstanceIds.member.N

The IDs of the instances. If you omit this property, all Auto Scaling instances are described. If you specify an ID that does not exist, it is ignored with no error.

Array Members: Maximum number of 50 items.

Type: Array of strings

Length Constraints: Minimum length of 1. Maximum length of 19.

Pattern: `[\u0020-\uD7FF\uE000-\uFFFF\uD800\uDC00-\uDBFF\uDFFF\r\n\t]*`

Required: No

### MaxRecords

The maximum number of items to return with this call. The default value is 50 and the maximum value is 50.

Type: Integer

Required: No

### NextToken

The token for the next set of items to return. (You received this token from a previous call.)

Type: String

Pattern: `[\u0020-\uD7FF\uE000-\uFFFF\uD800\uDC00-\uDBFF\uDFFF\r\n\t]*`

Required: No

## Response Elements

The following elements are returned by the service.

## AutoScalingInstances.member.N

The instances.

Type: Array of [AutoScalingInstanceDetails](#) objects

## NextToken

A string that indicates that the response contains more items than can be returned in a single response. To receive additional items, specify this string for the NextToken value when requesting the next set of items. This value is null when there are no more items to return.

Type: String

Pattern: `[\u0020-\uD7FF\uE000-\uFFFF\uD800\uDC00-\uDBFF\uDFFF\x\n\t]*`

## Errors

For information about the errors that are common to all actions, see [Common Errors](#).

### InvalidNextToken

The NextToken value is not valid.

HTTP Status Code: 400

### ResourceContention

You already have a pending update to an Amazon EC2 Auto Scaling resource (for example, an Auto Scaling group, instance, or load balancer).

HTTP Status Code: 500

## Examples

### Example

This example illustrates one usage of DescribeAutoScalingInstances.

### Sample Request

```
https://autoscaling.amazonaws.com/?Action=DescribeAutoScalingInstances
```

```
&InstanceIds.member.1=i-1234567890abcdef0
&Version=2011-01-01
&AUTHPARAMS
```

## Sample Response

```
<DescribeAutoScalingInstancesResponse xmlns="https://autoscaling.amazonaws.com/doc/2011-01-01/">
  <DescribeAutoScalingInstancesResult>
    <AutoScalingInstances>
      <member>
        <ProtectedFromScaleIn>>false</ProtectedFromScaleIn>
        <AvailabilityZone>us-east-1b</AvailabilityZone>
        <LaunchConfigurationName>my-lc</LaunchConfigurationName>
        <LaunchTemplate />
        <InstanceId>i-1234567890abcdef0</InstanceId>
        <InstanceType>t3.micro</InstanceType>
        <AutoScalingGroupName>my-asg</AutoScalingGroupName>
        <HealthStatus>HEALTHY</HealthStatus>
        <LifecycleState>InService</LifecycleState>
        <WeightedCapacity />
      </member>
    </AutoScalingInstances>
  </DescribeAutoScalingInstancesResult>
  <ResponseMetadata>
    <RequestId>7c6e177f-f082-11e1-ac58-3714bEXAMPLE</RequestId>
  </ResponseMetadata>
</DescribeAutoScalingInstancesResponse>
```

## See Also

For more information about using this API in one of the language-specific Amazon SDKs, see the following:

- [Amazon Command Line Interface](#)
- [Amazon SDK for .NET](#)
- [Amazon SDK for C++](#)
- [Amazon SDK for Go v2](#)
- [Amazon SDK for Java V2](#)
- [Amazon SDK for JavaScript V3](#)

- [Amazon SDK for Kotlin](#)
- [Amazon SDK for PHP V3](#)
- [Amazon SDK for Python](#)
- [Amazon SDK for Ruby V3](#)

# DescribeAutoScalingNotificationTypes

Describes the notification types that are supported by Amazon EC2 Auto Scaling.

## Response Elements

The following element is returned by the service.

### AutoScalingNotificationTypes.member.N

The notification types.

Type: Array of strings

Length Constraints: Minimum length of 1. Maximum length of 255.

Pattern: `[\u0020-\uD7FF\uE000-\uFFFF\uD800\uDC00-\uDBFF\uDFFF\r\n\t]*`

## Errors

For information about the errors that are common to all actions, see [Common Errors](#).

### ResourceContention

You already have a pending update to an Amazon EC2 Auto Scaling resource (for example, an Auto Scaling group, instance, or load balancer).

HTTP Status Code: 500

## Examples

### Example

This example illustrates one usage of DescribeAutoScalingNotificationTypes.

### Sample Request

```
https://autoscaling.amazonaws.com/?
Version=2011-01-01&Action=DescribeAutoScalingNotificationTypes
&Version=2011-01-01
```

&AUTHPARAMS

## Sample Response

```
<DescribeAutoScalingNotificationTypesResponse xmlns="https://autoscaling.amazonaws.com/doc/2011-01-01/">
  <DescribeAutoScalingNotificationTypesResult>
    <AutoScalingNotificationTypes>
      <member>autoscaling:EC2_INSTANCE_LAUNCH</member>
      <member>autoscaling:EC2_INSTANCE_LAUNCH_ERROR</member>
      <member>autoscaling:EC2_INSTANCE_TERMINATE</member>
      <member>autoscaling:EC2_INSTANCE_TERMINATE_ERROR</member>
      <member>autoscaling:TEST_NOTIFICATION</member>
    </AutoScalingNotificationTypes>
  </DescribeAutoScalingNotificationTypesResult>
  <ResponseMetadata>
    <RequestId>7c6e177f-f082-11e1-ac58-3714bEXAMPLE</RequestId>
  </ResponseMetadata>
</DescribeAutoScalingNotificationTypesResponse>
```

## See Also

For more information about using this API in one of the language-specific Amazon SDKs, see the following:

- [Amazon Command Line Interface](#)
- [Amazon SDK for .NET](#)
- [Amazon SDK for C++](#)
- [Amazon SDK for Go v2](#)
- [Amazon SDK for Java V2](#)
- [Amazon SDK for JavaScript V3](#)
- [Amazon SDK for Kotlin](#)
- [Amazon SDK for PHP V3](#)
- [Amazon SDK for Python](#)
- [Amazon SDK for Ruby V3](#)



# DescribeInstanceRefreshes

Gets information about the instance refreshes for the specified Auto Scaling group from the previous six weeks.

This operation is part of the [instance refresh feature](#) in Amazon EC2 Auto Scaling, which helps you update instances in your Auto Scaling group after you make configuration changes.

To help you determine the status of an instance refresh, Amazon EC2 Auto Scaling returns information about the instance refreshes you previously initiated, including their status, start time, end time, the percentage of the instance refresh that is complete, and the number of instances remaining to update before the instance refresh is complete. If a rollback is initiated while an instance refresh is in progress, Amazon EC2 Auto Scaling also returns information about the rollback of the instance refresh.

## Request Parameters

For information about the parameters that are common to all actions, see [Common Parameters](#).

### AutoScalingGroupName

The name of the Auto Scaling group.

Type: String

Length Constraints: Minimum length of 1. Maximum length of 255.

Pattern: `[\u0020-\uD7FF\uE000-\uFFFF\uD800\uDC00-\uDBFF\uDFFF\r\n\t]*`

Required: Yes

### InstanceRefreshIds.member.N

One or more instance refresh IDs.

Type: Array of strings

Length Constraints: Minimum length of 1. Maximum length of 255.

Pattern: `[\u0020-\uD7FF\uE000-\uFFFF\uD800\uDC00-\uDBFF\uDFFF\r\n\t]*`

Required: No

## MaxRecords

The maximum number of items to return with this call. The default value is 50 and the maximum value is 100.

Type: Integer

Required: No

## NextToken

The token for the next set of items to return. (You received this token from a previous call.)

Type: String

Pattern: `[\u0020-\uD7FF\uE000-\uFFFD\uD800\uDC00-\uDBFF\uDFFF\r\n\t]*`

Required: No

## Response Elements

The following elements are returned by the service.

### InstanceRefreshes.member.N

The instance refreshes for the specified group, sorted by creation timestamp in descending order.

Type: Array of [InstanceRefresh](#) objects

### NextToken

A string that indicates that the response contains more items than can be returned in a single response. To receive additional items, specify this string for the NextToken value when requesting the next set of items. This value is null when there are no more items to return.

Type: String

Pattern: `[\u0020-\uD7FF\uE000-\uFFFD\uD800\uDC00-\uDBFF\uDFFF\r\n\t]*`

## Errors

For information about the errors that are common to all actions, see [Common Errors](#).

## InvalidNextToken

The NextToken value is not valid.

HTTP Status Code: 400

## ResourceContention

You already have a pending update to an Amazon EC2 Auto Scaling resource (for example, an Auto Scaling group, instance, or load balancer).

HTTP Status Code: 500

## Examples

### Example

This example illustrates one usage of DescribeInstanceRefreshes.

### Sample Request

```
https://autoscaling.amazonaws.com/?Action=DescribeInstanceRefreshes
&AutoScalingGroupName=my-asg
&Version=2011-01-01
&AUTHPARAMS
```

### Sample Response

```
<DescribeInstanceRefreshesResponse xmlns="https://autoscaling.amazonaws.com/
doc/2011-01-01/">
  <DescribeInstanceRefreshesResult>
    <InstanceRefreshes>
      <member>
        <InstanceRefreshId>08b91cf7-8fa6-48af-b6a6-d227f40f1b9b</InstanceRefreshId>
        <AutoScalingGroupName>my-asg</AutoScalingGroupName>
        <Status>InProgress</Status>
        <StatusReason>Waiting for instances to warm up before continuing. For example:
i-0645704820a8e83ff is warming up.</StatusReason>
        <PercentageComplete>50</PercentageComplete>
        <InstancesToUpdate>0</InstancesToUpdate>
        <StartTime>2023-06-13T16:46:52Z</StartTime>
        <Preferences>{}</Preferences>
      </member>
    </InstanceRefreshes>
  </DescribeInstanceRefreshesResult>
</DescribeInstanceRefreshesResponse>
```

```
</member>
</InstanceRefreshes>
</DescribeInstanceRefreshesResult>
<ResponseMetadata>
  <RequestId>7c6e177f-f082-11e1-ac58-3714bEXAMPLE</RequestId>
</ResponseMetadata>
</DescribeInstanceRefreshesResponse>
```

## See Also

For more information about using this API in one of the language-specific Amazon SDKs, see the following:

- [Amazon Command Line Interface](#)
- [Amazon SDK for .NET](#)
- [Amazon SDK for C++](#)
- [Amazon SDK for Go v2](#)
- [Amazon SDK for Java V2](#)
- [Amazon SDK for JavaScript V3](#)
- [Amazon SDK for Kotlin](#)
- [Amazon SDK for PHP V3](#)
- [Amazon SDK for Python](#)
- [Amazon SDK for Ruby V3](#)

# DescribeLaunchConfigurations

Gets information about the launch configurations in the account and Region.

## Request Parameters

For information about the parameters that are common to all actions, see [Common Parameters](#).

### LaunchConfigurationNames.member.N

The launch configuration names. If you omit this property, all launch configurations are described.

Array Members: Maximum number of 50 items.

Type: Array of strings

Length Constraints: Minimum length of 1. Maximum length of 255.

Pattern: `[\u0020-\uD7FF\uE000-\uFFFF\uD800\uDC00-\uDBFF\uDFFF\r\n\t]*`

Required: No

### MaxRecords

The maximum number of items to return with this call. The default value is 50 and the maximum value is 100.

Type: Integer

Required: No

### NextToken

The token for the next set of items to return. (You received this token from a previous call.)

Type: String

Pattern: `[\u0020-\uD7FF\uE000-\uFFFF\uD800\uDC00-\uDBFF\uDFFF\r\n\t]*`

Required: No

## Response Elements

The following elements are returned by the service.

## LaunchConfigurations.member.N

The launch configurations.

Type: Array of [LaunchConfiguration](#) objects

## NextToken

A string that indicates that the response contains more items than can be returned in a single response. To receive additional items, specify this string for the NextToken value when requesting the next set of items. This value is null when there are no more items to return.

Type: String

Pattern: `[\u0020-\uD7FF\uE000-\uFFFF\uD800\uDC00-\uDBFF\uDFFF\r\n\t]*`

## Errors

For information about the errors that are common to all actions, see [Common Errors](#).

### InvalidNextToken

The NextToken value is not valid.

HTTP Status Code: 400

### ResourceContention

You already have a pending update to an Amazon EC2 Auto Scaling resource (for example, an Auto Scaling group, instance, or load balancer).

HTTP Status Code: 500

## Examples

### Example

This example illustrates one usage of DescribeLaunchConfigurations.

### Sample Request

```
https://autoscaling.amazonaws.com/?Action=DescribeLaunchConfigurations
&LaunchConfigurationNames.member.1=my-lc
```

```
&Version=2011-01-01
&AUTHPARAMS
```

## Sample Response

```
<DescribeLaunchConfigurationsResponse xmlns="https://autoscaling.amazonaws.com/doc/2011-01-01/">
  <DescribeLaunchConfigurationsResult>
    <LaunchConfigurations>
      <member>
        <KernelId />
        <EbsOptimized>>false</EbsOptimized>
        <RamdiskId />
        <UserData />
        <ImageId>ami-0abcdef1234567890</ImageId>
        <BlockDeviceMappings />
        <ClassicLinkVPCSecurityGroups />
        <InstanceType>t2.micro</InstanceType>
        <KeyName />
        <LaunchConfigurationARN>arn:aws:autoscaling:us-east-1:123456789012:launchConfiguration:12345678-1234-1234-1234-123456789012:launchConfiguration:my-lc</LaunchConfigurationARN>
        <LaunchConfigurationName>my-lc</LaunchConfigurationName>
        <CreatedTime>2022-01-21T23:04:42.200Z</CreatedTime>
        <SecurityGroups>
          <member>sg-1a2b3c4d</member>
        </SecurityGroups>
        <InstanceMonitoring>
          <Enabled>>true</Enabled>
        </InstanceMonitoring>
      </member>
    </LaunchConfigurations>
  </DescribeLaunchConfigurationsResult>
  <ResponseMetadata>
    <RequestId>7c6e177f-f082-11e1-ac58-3714bEXAMPLE</RequestId>
  </ResponseMetadata>
</DescribeLaunchConfigurationsResponse>
```

## See Also

For more information about using this API in one of the language-specific Amazon SDKs, see the following:

- [Amazon Command Line Interface](#)
- [Amazon SDK for .NET](#)
- [Amazon SDK for C++](#)
- [Amazon SDK for Go v2](#)
- [Amazon SDK for Java V2](#)
- [Amazon SDK for JavaScript V3](#)
- [Amazon SDK for Kotlin](#)
- [Amazon SDK for PHP V3](#)
- [Amazon SDK for Python](#)
- [Amazon SDK for Ruby V3](#)



# DescribeLifecycleHooks

Gets information about the lifecycle hooks for the specified Auto Scaling group.

## Request Parameters

For information about the parameters that are common to all actions, see [Common Parameters](#).

### AutoScalingGroupName

The name of the Auto Scaling group.

Type: String

Length Constraints: Minimum length of 1. Maximum length of 255.

Pattern: `[\u0020-\u007F\uE000-\uFFFF\uD800\uDC00-\uDBFF\uDFFF\r\n\t]*`

Required: Yes

### LifecycleHookNames.member.N

The names of one or more lifecycle hooks. If you omit this property, all lifecycle hooks are described.

Type: Array of strings

Array Members: Maximum number of 50 items.

Length Constraints: Minimum length of 1. Maximum length of 255.

Pattern: `[A-Za-z0-9\-\_\/]+`

Required: No

## Response Elements

The following element is returned by the service.

### LifecycleHooks.member.N

The lifecycle hooks for the specified group.

Type: Array of [LifecycleHook](#) objects

## Errors

For information about the errors that are common to all actions, see [Common Errors](#).

### ResourceContention

You already have a pending update to an Amazon EC2 Auto Scaling resource (for example, an Auto Scaling group, instance, or load balancer).

HTTP Status Code: 500

## Examples

### Example

This example illustrates one usage of DescribeLifecycleHooks.

### Sample Request

```
https://autoscaling.amazonaws.com/?Action=DescribeLifecycleHooks
&AutoScalingGroupName=my-asg
&Version=2011-01-01
&AUTHPARAMS
```

### Sample Response

```
<DescribeLifecycleHooksResponse xmlns="https://autoscaling.amazonaws.com/
doc/2011-01-01/">
  <DescribeLifecycleHooksResult>
    <LifecycleHooks>
      <member>
        <AutoScalingGroupName>my-asg</AutoScalingGroupName>
        <RoleARN>arn:aws:iam::1234567890:role/my-auto-scaling-role</RoleARN>
        <LifecycleTransition>autoscaling:EC2_INSTANCE_LAUNCHING</LifecycleTransition>
        <GlobalTimeout>172800</GlobalTimeout>
        <LifecycleHookName>my-launch-hook</LifecycleHookName>
        <HeartbeatTimeout>3600</HeartbeatTimeout>
        <DefaultResult>ABANDON</DefaultResult>
      </member>
    </LifecycleHooks>
  </DescribeLifecycleHooksResult>
</DescribeLifecycleHooksResponse>
```

```
<NotificationTargetARN>arn:aws:sqs:us-east-1:123456789012:my-queue</NotificationTargetARN>
  </member>
</LifecycleHooks>
</DescribeLifecycleHooksResult>
<ResponseMetadata>
  <RequestId>7c6e177f-f082-11e1-ac58-3714bEXAMPLE</RequestId>
</ResponseMetadata>
</DescribeLifecycleHooksResponse>
```

## See Also

For more information about using this API in one of the language-specific Amazon SDKs, see the following:

- [Amazon Command Line Interface](#)
- [Amazon SDK for .NET](#)
- [Amazon SDK for C++](#)
- [Amazon SDK for Go v2](#)
- [Amazon SDK for Java V2](#)
- [Amazon SDK for JavaScript V3](#)
- [Amazon SDK for Kotlin](#)
- [Amazon SDK for PHP V3](#)
- [Amazon SDK for Python](#)
- [Amazon SDK for Ruby V3](#)

# DescribeLifecycleHookTypes

Describes the available types of lifecycle hooks.

The following hook types are supported:

- `autoscaling:EC2_INSTANCE_LAUNCHING`
- `autoscaling:EC2_INSTANCE_TERMINATING`

## Response Elements

The following element is returned by the service.

### LifecycleHookTypes.member.N

The lifecycle hook types.

Type: Array of strings

Length Constraints: Minimum length of 1. Maximum length of 255.

Pattern: `[\u0020-\uD7FF\uE000-\uFFFF\uD800\uDC00-\uDBFF\uDFFF\r\n\t]*`

## Errors

For information about the errors that are common to all actions, see [Common Errors](#).

### ResourceContention

You already have a pending update to an Amazon EC2 Auto Scaling resource (for example, an Auto Scaling group, instance, or load balancer).

HTTP Status Code: 500

## Examples

### Example

This example illustrates one usage of `DescribeLifecycleHookTypes`.

## Sample Request

```
https://autoscaling.amazonaws.com/?Action=DescribeLifecycleHookTypes
&AutoScalingGroupName=my-asg
&Version=2011-01-01
&AUTHPARAMS
```

## Sample Response

```
<DescribeLifecycleHookTypesResponse xmlns="https://autoscaling.amazonaws.com/
doc/2011-01-01/">
  <DescribeLifecycleHookTypesResult>
    <LifecycleHookTypes>
      <member>autoscaling:EC2_INSTANCE_LAUNCHING</member>
      <member>autoscaling:EC2_INSTANCE_TERMINATING</member>
    </LifecycleHookTypes>
  </DescribeLifecycleHookTypesResult>
  <ResponseMetadata>
    <RequestId>7c6e177f-f082-11e1-ac58-3714bEXAMPLE</RequestId>
  </ResponseMetadata>
</DescribeLifecycleHookTypesResponse>
```

## See Also

For more information about using this API in one of the language-specific Amazon SDKs, see the following:

- [Amazon Command Line Interface](#)
- [Amazon SDK for .NET](#)
- [Amazon SDK for C++](#)
- [Amazon SDK for Go v2](#)
- [Amazon SDK for Java V2](#)
- [Amazon SDK for JavaScript V3](#)
- [Amazon SDK for Kotlin](#)
- [Amazon SDK for PHP V3](#)
- [Amazon SDK for Python](#)
- [Amazon SDK for Ruby V3](#)



# DescribeLoadBalancers

## Note

This API operation is superseded by [DescribeTrafficSources](#), which can describe multiple traffic sources types. We recommend using `DescribeTrafficSources` to simplify how you manage traffic sources. However, we continue to support `DescribeLoadBalancers`. You can use both the original `DescribeLoadBalancers` API operation and `DescribeTrafficSources` on the same Auto Scaling group.

Gets information about the load balancers for the specified Auto Scaling group.

This operation describes only Classic Load Balancers. If you have Application Load Balancers, Network Load Balancers, or Gateway Load Balancers, use the [DescribeLoadBalancerTargetGroups](#) API instead.

To determine the attachment status of the load balancer, use the `State` element in the response. When you attach a load balancer to an Auto Scaling group, the initial `State` value is `Adding`. The state transitions to `Added` after all Auto Scaling instances are registered with the load balancer. If Elastic Load Balancing health checks are enabled for the Auto Scaling group, the state transitions to `InService` after at least one Auto Scaling instance passes the health check. When the load balancer is in the `InService` state, Amazon EC2 Auto Scaling can terminate and replace any instances that are reported as unhealthy. If no registered instances pass the health checks, the load balancer doesn't enter the `InService` state.

Load balancers also have an `InService` state if you attach them in the [CreateAutoScalingGroup](#) API call. If your load balancer state is `InService`, but it is not working properly, check the scaling activities by calling [DescribeScalingActivities](#) and take any corrective actions necessary.

For help with failed health checks, see [Troubleshooting Amazon EC2 Auto Scaling: Health checks](#) in the *Amazon EC2 Auto Scaling User Guide*. For more information, see [Use Elastic Load Balancing to distribute traffic across the instances in your Auto Scaling group](#) in the *Amazon EC2 Auto Scaling User Guide*.

## Request Parameters

For information about the parameters that are common to all actions, see [Common Parameters](#).

## AutoScalingGroupName

The name of the Auto Scaling group.

Type: String

Length Constraints: Minimum length of 1. Maximum length of 255.

Pattern: `[\u0020-\uD7FF\uE000-\uFFFD\uD800\uDC00-\uDBFF\uDFFF\r\n\t]*`

Required: Yes

## MaxRecords

The maximum number of items to return with this call. The default value is 100 and the maximum value is 100.

Type: Integer

Required: No

## NextToken

The token for the next set of items to return. (You received this token from a previous call.)

Type: String

Pattern: `[\u0020-\uD7FF\uE000-\uFFFD\uD800\uDC00-\uDBFF\uDFFF\r\n\t]*`

Required: No

## Response Elements

The following elements are returned by the service.

### LoadBalancers.member.N

The load balancers.

Type: Array of [LoadBalancerState](#) objects

### NextToken

A string that indicates that the response contains more items than can be returned in a single response. To receive additional items, specify this string for the NextToken value when requesting the next set of items. This value is null when there are no more items to return.



Type: String

Pattern: `[\u0020-\uD7FF\uE000-\uFFFF\uD800\uDC00-\uDBFF\uDFFF\r\n\t]*`

## Errors

For information about the errors that are common to all actions, see [Common Errors](#).

### InvalidNextToken

The NextToken value is not valid.

HTTP Status Code: 400

### ResourceContention

You already have a pending update to an Amazon EC2 Auto Scaling resource (for example, an Auto Scaling group, instance, or load balancer).

HTTP Status Code: 500

## Examples

### Example

This example illustrates one usage of DescribeLoadBalancers.

### Sample Request

```
https://autoscaling.amazonaws.com/?Action=DescribeLoadBalancers
&AutoScalingGroupName=my-asg
&Version=2011-01-01
&AUTHPARAMS
```

### Sample Response

```
<DescribeLoadBalancersResponse xmlns="https://autoscaling.amazonaws.com/
doc/2011-01-01/">
  <DescribeLoadBalancersResult>
    <LoadBalancers>
      <member>
```

```
<LoadBalancerName>my-loadbalancer</LoadBalancerName>
  <State>Added</State>
</member>
</LoadBalancers>
</DescribeLoadBalancersResult>
<ResponseMetadata>
  <RequestId>7c6e177f-f082-11e1-ac58-3714bEXAMPLE</RequestId>
</ResponseMetadata>
</DescribeLoadBalancersResponse>
```

## See Also

For more information about using this API in one of the language-specific Amazon SDKs, see the following:

- [Amazon Command Line Interface](#)
- [Amazon SDK for .NET](#)
- [Amazon SDK for C++](#)
- [Amazon SDK for Go v2](#)
- [Amazon SDK for Java V2](#)
- [Amazon SDK for JavaScript V3](#)
- [Amazon SDK for Kotlin](#)
- [Amazon SDK for PHP V3](#)
- [Amazon SDK for Python](#)
- [Amazon SDK for Ruby V3](#)

# DescribeLoadBalancerTargetGroups

## Note

This API operation is superseded by [DescribeTrafficSources](#), which can describe multiple traffic sources types. We recommend using `DetachTrafficSources` to simplify how you manage traffic sources. However, we continue to support `DescribeLoadBalancerTargetGroups`. You can use both the original `DescribeLoadBalancerTargetGroups` API operation and `DescribeTrafficSources` on the same Auto Scaling group.

Gets information about the Elastic Load Balancing target groups for the specified Auto Scaling group.

To determine the attachment status of the target group, use the `State` element in the response. When you attach a target group to an Auto Scaling group, the initial `State` value is `Adding`. The state transitions to `Added` after all Auto Scaling instances are registered with the target group. If Elastic Load Balancing health checks are enabled for the Auto Scaling group, the state transitions to `InService` after at least one Auto Scaling instance passes the health check. When the target group is in the `InService` state, Amazon EC2 Auto Scaling can terminate and replace any instances that are reported as unhealthy. If no registered instances pass the health checks, the target group doesn't enter the `InService` state.

Target groups also have an `InService` state if you attach them in the [CreateAutoScalingGroup](#) API call. If your target group state is `InService`, but it is not working properly, check the scaling activities by calling [DescribeScalingActivities](#) and take any corrective actions necessary.

For help with failed health checks, see [Troubleshooting Amazon EC2 Auto Scaling: Health checks](#) in the *Amazon EC2 Auto Scaling User Guide*. For more information, see [Use Elastic Load Balancing to distribute traffic across the instances in your Auto Scaling group](#) in the *Amazon EC2 Auto Scaling User Guide*.

## Note

You can use this operation to describe target groups that were attached by using [AttachLoadBalancerTargetGroups](#), but not for target groups that were attached by using [AttachTrafficSources](#).

## Request Parameters

For information about the parameters that are common to all actions, see [Common Parameters](#).

### AutoScalingGroupName

The name of the Auto Scaling group.

Type: String

Length Constraints: Minimum length of 1. Maximum length of 255.

Pattern: `[\u0020-\uD7FF\uE000-\uFFFF\uD800\uDC00-\uDBFF\uDFFF\r\n\t]*`

Required: Yes

### MaxRecords

The maximum number of items to return with this call. The default value is 100 and the maximum value is 100.

Type: Integer

Required: No

### NextToken

The token for the next set of items to return. (You received this token from a previous call.)

Type: String

Pattern: `[\u0020-\uD7FF\uE000-\uFFFF\uD800\uDC00-\uDBFF\uDFFF\r\n\t]*`

Required: No

## Response Elements

The following elements are returned by the service.

### LoadBalancerTargetGroups.member.N

Information about the target groups.

Type: Array of [LoadBalancerTargetGroupState](#) objects

## NextToken

A string that indicates that the response contains more items than can be returned in a single response. To receive additional items, specify this string for the NextToken value when requesting the next set of items. This value is null when there are no more items to return.

Type: String

Pattern: `[\u0020-\uD7FF\uE000-\uFFFF\uD800\uDC00-\uDBFF\uDFFF\r\n\t]*`

## Errors

For information about the errors that are common to all actions, see [Common Errors](#).

### InvalidNextToken

The NextToken value is not valid.

HTTP Status Code: 400

### ResourceContention

You already have a pending update to an Amazon EC2 Auto Scaling resource (for example, an Auto Scaling group, instance, or load balancer).

HTTP Status Code: 500

## See Also

For more information about using this API in one of the language-specific Amazon SDKs, see the following:

- [Amazon Command Line Interface](#)
- [Amazon SDK for .NET](#)
- [Amazon SDK for C++](#)
- [Amazon SDK for Go v2](#)
- [Amazon SDK for Java V2](#)
- [Amazon SDK for JavaScript V3](#)
- [Amazon SDK for Kotlin](#)

- [Amazon SDK for PHP V3](#)
- [Amazon SDK for Python](#)
- [Amazon SDK for Ruby V3](#)

# DescribeMetricCollectionTypes

Describes the available CloudWatch metrics for Amazon EC2 Auto Scaling.

## Response Elements

The following elements are returned by the service.

### Granularities.member.N

The granularities for the metrics.

Type: Array of [MetricGranularityType](#) objects

### Metrics.member.N

The metrics.

Type: Array of [MetricCollectionType](#) objects

## Errors

For information about the errors that are common to all actions, see [Common Errors](#).

### ResourceContention

You already have a pending update to an Amazon EC2 Auto Scaling resource (for example, an Auto Scaling group, instance, or load balancer).

HTTP Status Code: 500

## Examples

### Example

This example illustrates one usage of DescribeMetricCollectionTypes.

### Sample Request

```
https://autoscaling.amazonaws.com/?  
Version=2011-01-01&Action=DescribeMetricCollectionTypes
```

```
&Version=2011-01-01  
&AUTHPARAMS
```

## Sample Response

```
<DescribeMetricCollectionTypesResponse xmlns="https://autoscaling.amazonaws.com/  
doc/2011-01-01/">  
  <DescribeMetricCollectionTypesResult>  
    <Granularities>  
      <member>  
        <Granularity>1Minute</Granularity>  
      </member>  
    </Granularities>  
    <Metrics>  
      <member>  
        <Metric>GroupMinSize</Metric>  
      </member>  
      <member>  
        <Metric>GroupMaxSize</Metric>  
      </member>  
      <member>  
        <Metric>GroupDesiredCapacity</Metric>  
      </member>  
      <member>  
        <Metric>GroupInServiceInstances</Metric>  
      </member>  
      <member>  
        <Metric>GroupPendingInstances</Metric>  
      </member>  
      <member>  
        <Metric>GroupTerminatingInstances</Metric>  
      </member>  
      <member>  
        <Metric>GroupStandbyInstances</Metric>  
      </member>  
      <member>  
        <Metric>GroupTotalInstances</Metric>  
      </member>  
      <member>  
        <Metric>GroupInServiceCapacity</Metric>  
      </member>  
      <member>  
        <Metric>GroupPendingCapacity</Metric>  
      </member>  
    </Metrics>  
  </DescribeMetricCollectionTypesResult>  
</DescribeMetricCollectionTypesResponse>
```



```
</member>
<member>
  <Metric>GroupStandbyCapacity</Metric>
</member>
<member>
  <Metric>GroupTerminatingCapacity</Metric>
</member>
<member>
  <Metric>GroupTotalCapacity</Metric>
</member>
<member>
  <Metric>WarmPoolDesiredCapacity</Metric>
</member>
<member>
  <Metric>WarmPoolWarmedCapacity</Metric>
</member>
<member>
  <Metric>WarmPoolPendingCapacity</Metric>
</member>
<member>
  <Metric>WarmPoolTerminatingCapacity</Metric>
</member>
<member>
  <Metric>WarmPoolTotalCapacity</Metric>
</member>
<member>
  <Metric>GroupAndWarmPoolDesiredCapacity</Metric>
</member>
<member>
  <Metric>GroupAndWarmPoolTotalCapacity</Metric>
</member>
</Metrics>
</DescribeMetricCollectionTypesResult>
<ResponseMetadata>
  <RequestId>7c6e177f-f082-11e1-ac58-3714bEXAMPLE</RequestId>
</ResponseMetadata>
</DescribeMetricCollectionTypesResponse>
```

## See Also

For more information about using this API in one of the language-specific Amazon SDKs, see the following:

- [Amazon Command Line Interface](#)
- [Amazon SDK for .NET](#)
- [Amazon SDK for C++](#)
- [Amazon SDK for Go v2](#)
- [Amazon SDK for Java V2](#)
- [Amazon SDK for JavaScript V3](#)
- [Amazon SDK for Kotlin](#)
- [Amazon SDK for PHP V3](#)
- [Amazon SDK for Python](#)
- [Amazon SDK for Ruby V3](#)

# DescribeNotificationConfigurations

Gets information about the Amazon SNS notifications that are configured for one or more Auto Scaling groups.

## Request Parameters

For information about the parameters that are common to all actions, see [Common Parameters](#).

### AutoScalingGroupNames.member.N

The name of the Auto Scaling group.

Type: Array of strings

Length Constraints: Minimum length of 1. Maximum length of 255.

Pattern: `[\u0020-\uD7FF\uE000-\uFFFF\uD800\uDC00-\uDBFF\uDFFF\r\n\t]*`

Required: No

### MaxRecords

The maximum number of items to return with this call. The default value is 50 and the maximum value is 100.

Type: Integer

Required: No

### NextToken

The token for the next set of items to return. (You received this token from a previous call.)

Type: String

Pattern: `[\u0020-\uD7FF\uE000-\uFFFF\uD800\uDC00-\uDBFF\uDFFF\r\n\t]*`

Required: No

## Response Elements

The following elements are returned by the service.

## NextToken

A string that indicates that the response contains more items than can be returned in a single response. To receive additional items, specify this string for the NextToken value when requesting the next set of items. This value is null when there are no more items to return.

Type: String

Pattern: `[\u0020-\uD7FF\uE000-\uFFFF\uD800\uDC00-\uDBFF\uDFFF\x\n\t]*`

## NotificationConfigurations.member.N

The notification configurations.

Type: Array of [NotificationConfiguration](#) objects

## Errors

For information about the errors that are common to all actions, see [Common Errors](#).

### InvalidNextToken

The NextToken value is not valid.

HTTP Status Code: 400

### ResourceContention

You already have a pending update to an Amazon EC2 Auto Scaling resource (for example, an Auto Scaling group, instance, or load balancer).

HTTP Status Code: 500

## Examples

### Example

This example illustrates one usage of DescribeNotificationConfigurations.

### Sample Request

```
https://autoscaling.amazonaws.com/?  
Version=2011-01-01&Action=DescribeNotificationConfigurations
```

```
&AutoScalingGroupNames.member.1=my-asg
&Version=2011-01-01
&AUTHPARAMS
```

## Sample Response

```
<DescribeNotificationConfigurationsResponse xmlns="https://autoscaling.amazonaws.com/doc/2011-01-01/">
  <DescribeNotificationConfigurationsResult>
    <NotificationConfigurations>
      <member>
        <AutoScalingGroupName>my-asg</AutoScalingGroupName>
        <NotificationType>autoscaling:EC2_INSTANCE_LAUNCH</NotificationType>
        <TopicARN>arn:aws:sns:us-east-1:123456789012:my-sns-topic</TopicARN>
      </member>
    </NotificationConfigurations>
  </DescribeNotificationConfigurationsResult>
  <ResponseMetadata>
    <RequestId>7c6e177f-f082-11e1-ac58-3714bEXAMPLE</RequestId>
  </ResponseMetadata>
</DescribeNotificationConfigurationsResponse>
```

## See Also

For more information about using this API in one of the language-specific Amazon SDKs, see the following:

- [Amazon Command Line Interface](#)
- [Amazon SDK for .NET](#)
- [Amazon SDK for C++](#)
- [Amazon SDK for Go v2](#)
- [Amazon SDK for Java V2](#)
- [Amazon SDK for JavaScript V3](#)
- [Amazon SDK for Kotlin](#)
- [Amazon SDK for PHP V3](#)
- [Amazon SDK for Python](#)
- [Amazon SDK for Ruby V3](#)

## DescribePolicies

Gets information about the scaling policies in the account and Region.

### Request Parameters

For information about the parameters that are common to all actions, see [Common Parameters](#).

#### AutoScalingGroupName

The name of the Auto Scaling group.

Type: String

Length Constraints: Minimum length of 1. Maximum length of 255.

Pattern: `[\u0020-\u007F\u00E0-\u00FF\uD800-\uDC00-\uDBFF\uDFFF\r\n\t]*`

Required: No

#### MaxRecords

The maximum number of items to be returned with each call. The default value is 50 and the maximum value is 100.

Type: Integer

Required: No

#### NextToken

The token for the next set of items to return. (You received this token from a previous call.)

Type: String

Pattern: `[\u0020-\u007F\u00E0-\u00FF\uD800-\uDC00-\uDBFF\uDFFF\r\n\t]*`

Required: No

#### PolicyNames.member.N

The names of one or more policies. If you omit this property, all policies are described. If a group name is provided, the results are limited to that group. If you specify an unknown policy name, it is ignored with no error.

Array Members: Maximum number of 50 items.

Type: Array of strings

Length Constraints: Minimum length of 1. Maximum length of 1600.

Pattern: `[\u0020-\uD7FF\uE000-\uFFFF\uD800\uDC00-\uDBFF\uDFFF\r\n\t]*`

Required: No

### **PolicyTypes.member.N**

One or more policy types. The valid values are `SimpleScaling`, `StepScaling`, `TargetTrackingScaling`, and `PredictiveScaling`.

Type: Array of strings

Length Constraints: Minimum length of 1. Maximum length of 64.

Pattern: `[\u0020-\uD7FF\uE000-\uFFFF\uD800\uDC00-\uDBFF\uDFFF\r\n\t]*`

Required: No

## **Response Elements**

The following elements are returned by the service.

### **NextToken**

A string that indicates that the response contains more items than can be returned in a single response. To receive additional items, specify this string for the `NextToken` value when requesting the next set of items. This value is null when there are no more items to return.

Type: String

Pattern: `[\u0020-\uD7FF\uE000-\uFFFF\uD800\uDC00-\uDBFF\uDFFF\r\n\t]*`

### **ScalingPolicies.member.N**

The scaling policies.

Type: Array of [ScalingPolicy](#) objects

## **Errors**

For information about the errors that are common to all actions, see [Common Errors](#).

## InvalidNextToken

The NextToken value is not valid.

HTTP Status Code: 400

## ResourceContention

You already have a pending update to an Amazon EC2 Auto Scaling resource (for example, an Auto Scaling group, instance, or load balancer).

HTTP Status Code: 500

## ServiceLinkedRoleFailure

The service-linked role is not yet ready for use.

HTTP Status Code: 500

## Examples

### Example

This example illustrates one usage of DescribePolicies.

### Sample Request

```
https://autoscaling.amazonaws.com/?Action=DescribePolicies
&AutoScalingGroupName=my-asg
&Version=2011-01-01
&AUTHPARAMS
```

### Sample Response

```
<DescribePoliciesResponse xmlns="https://autoscaling.amazonaws.com/doc/2011-01-01/">
  <DescribePoliciesResult>
    <ScalingPolicies>
      <member>
        <PolicyARN>arn:aws:autoscaling:us-
east-1:123456789012:scalingPolicy:c322761b-3172-4d56-9a21-0ed9dEXAMPLE:autoScalingGroupName/
my-asg:policyName/MyScaleInPolicy</PolicyARN>
        <AdjustmentType>ChangeInCapacity</AdjustmentType>
        <ScalingAdjustment>-1</ScalingAdjustment>
      </member>
    </ScalingPolicies>
  </DescribePoliciesResult>
</DescribePoliciesResponse>
```



```

    <PolicyName>MyScaleInPolicy</PolicyName>
    <PolicyType>SimpleScaling</PolicyType>
    <AutoScalingGroupName>my-asg</AutoScalingGroupName>
    <Cooldown>60</Cooldown>
    <Alarms>
      <member>
        <AlarmName>TestQueue</AlarmName>
        <AlarmARN>arn:aws:cloudwatch:us-east-1:123456789012:alarm:TestQueue</
AlarmARN>
      </member>
    </Alarms>
  </member>
  <member>
    <PolicyARN>arn:aws:autoscaling:us-
east-1:123456789012:scalingPolicy:c55a5cdd-9be0-435b-b60b-
a8dd3EXAMPLE:autoScalingGroupName/my-asg:policyName/MyScaleOutPolicy</PolicyARN>
    <AdjustmentType>ChangeInCapacity</AdjustmentType>
    <ScalingAdjustment>1</ScalingAdjustment>
    <PolicyName>MyScaleOutPolicy</PolicyName>
    <PolicyType>SimpleScaling</PolicyType>
    <AutoScalingGroupName>my-asg</AutoScalingGroupName>
    <Cooldown>60</Cooldown>
    <Alarms>
      <member>
        <AlarmName>TestQueue</AlarmName>
        <AlarmARN>arn:aws:cloudwatch:us-east-1:123456789012:alarm:TestQueue</
AlarmARN>
      </member>
    </Alarms>
  </member>
</ScalingPolicies>
</DescribePoliciesResult>
<ResponseMetadata>
  <RequestId>7c6e177f-f082-11e1-ac58-3714bEXAMPLE</RequestId>
</ResponseMetadata>
</DescribePoliciesResponse>

```

## See Also

For more information about using this API in one of the language-specific Amazon SDKs, see the following:

- [Amazon Command Line Interface](#)

- [Amazon SDK for .NET](#)
- [Amazon SDK for C++](#)
- [Amazon SDK for Go v2](#)
- [Amazon SDK for Java V2](#)
- [Amazon SDK for JavaScript V3](#)
- [Amazon SDK for Kotlin](#)
- [Amazon SDK for PHP V3](#)
- [Amazon SDK for Python](#)
- [Amazon SDK for Ruby V3](#)

# DescribeScalingActivities

Gets information about the scaling activities in the account and Region.

When scaling events occur, you see a record of the scaling activity in the scaling activities. For more information, see [Verify a scaling activity for an Auto Scaling group](#) in the *Amazon EC2 Auto Scaling User Guide*.

If the scaling event succeeds, the value of the `StatusCode` element in the response is `Successful`. If an attempt to launch instances failed, the `StatusCode` value is `Failed` or `Cancelled` and the `StatusMessage` element in the response indicates the cause of the failure. For help interpreting the `StatusMessage`, see [Troubleshooting Amazon EC2 Auto Scaling](#) in the *Amazon EC2 Auto Scaling User Guide*.

## Request Parameters

For information about the parameters that are common to all actions, see [Common Parameters](#).

### **ActivityIds.member.N**

The activity IDs of the desired scaling activities. If you omit this property, all activities for the past six weeks are described. If unknown activities are requested, they are ignored with no error. If you specify an Auto Scaling group, the results are limited to that group.

Array Members: Maximum number of 50 IDs.

Type: Array of strings

Pattern: `[\u0020-\uD7FF\uE000-\uFFFD\uD800\uDC00-\uDBFF\uDFFF\r\n\t]*`

Required: No

### **AutoScalingGroupName**

The name of the Auto Scaling group.

Type: String

Length Constraints: Minimum length of 1. Maximum length of 255.

Pattern: `[\u0020-\uD7FF\uE000-\uFFFD\uD800\uDC00-\uDBFF\uDFFF\r\n\t]*`

Required: No

## IncludeDeletedGroups

Indicates whether to include scaling activity from deleted Auto Scaling groups.

Type: Boolean

Required: No

## MaxRecords

The maximum number of items to return with this call. The default value is 100 and the maximum value is 100.

Type: Integer

Required: No

## NextToken

The token for the next set of items to return. (You received this token from a previous call.)

Type: String

Pattern: `[\u0020-\uD7FF\uE000-\uFFFD\uD800\uDC00-\uDBFF\uDFFF\r\n\t]*`

Required: No

## Response Elements

The following elements are returned by the service.

### Activities.member.N

The scaling activities. Activities are sorted by start time. Activities still in progress are described first.

Type: Array of [Activity](#) objects

### NextToken

A string that indicates that the response contains more items than can be returned in a single response. To receive additional items, specify this string for the NextToken value when requesting the next set of items. This value is null when there are no more items to return.

Type: String

Pattern: `[\u0020-\uD7FF\uE000-\uFFFF\uD800\uDC00-\uDBFF\uDFFF\r\n\t]*`

## Errors

For information about the errors that are common to all actions, see [Common Errors](#).

### InvalidNextToken

The NextToken value is not valid.

HTTP Status Code: 400

### ResourceContention

You already have a pending update to an Amazon EC2 Auto Scaling resource (for example, an Auto Scaling group, instance, or load balancer).

HTTP Status Code: 500

## Examples

### Example

This example illustrates one usage of DescribeScalingActivities.

### Sample Request

```
https://autoscaling.amazonaws.com/?Action=DescribeScalingActivities
&AutoScalingGroupName=my-asg
&Version=2011-01-01
&AUTHPARAMS
```

### Sample Response

```
<DescribeScalingActivitiesResponse xmlns="https://ec2.amazonaws.com/doc/2011-01-01/">
  <DescribeScalingActivitiesResult>
    <Activities>
      <member>
        <StatusCode>Failed</StatusCode>
```

```

    <Progress>0</Progress>
    <ActivityId>12345678-1234-1234-1234-123456789012</ActivityId>
    <StartTime>2019-04-12T17:32:07.882Z</StartTime>
    <AutoScalingGroupName>my-asg</AutoScalingGroupName>
    <AutoScalingGroupARN>arn:aws:autoscaling:us-
east-1:123456789012:autoScalingGroup:12345678-1234-1234-1234-123456789012:autoScalingGroupName/
my-asg</AutoScalingGroupARN>
    <Cause>At 2019-04-12T17:31:30Z a user request created an AutoScalingGroup
changing the desired capacity from 0 to 1. At 2019-04-12T17:32:07Z an instance was
started in response to a difference between desired and actual capacity, increasing
the capacity from 0 to 1.</Cause>
    <Details>{}</Details>
    <Description>Launching a new EC2 instance. Status Reason: The image id 'ami-
xxxxxxx' does not exist. Launching EC2 instance failed.</Description>
    <EndTime>2019-04-12T17:32:08Z</EndTime>
    <StatusMessage>The image id 'ami-xxxxxxx' does not exist. Launching EC2
instance failed.</StatusMessage>
  </member>
</Activities>
</DescribeScalingActivitiesResult>
<ResponseMetadata>
  <RequestId>7c6e177f-f082-11e1-ac58-3714bEXAMPLE</RequestId>
</ResponseMetadata>
</DescribeScalingActivitiesResponse>

```

## See Also

For more information about using this API in one of the language-specific Amazon SDKs, see the following:

- [Amazon Command Line Interface](#)
- [Amazon SDK for .NET](#)
- [Amazon SDK for C++](#)
- [Amazon SDK for Go v2](#)
- [Amazon SDK for Java V2](#)
- [Amazon SDK for JavaScript V3](#)
- [Amazon SDK for Kotlin](#)
- [Amazon SDK for PHP V3](#)
- [Amazon SDK for Python](#)

- [Amazon SDK for Ruby V3](#)

# DescribeScalingProcessTypes

Describes the scaling process types for use with the [ResumeProcesses](#) and [SuspendProcesses](#) APIs.

## Response Elements

The following element is returned by the service.

### Processes.member.N

The names of the process types.

Type: Array of [ProcessType](#) objects

## Errors

For information about the errors that are common to all actions, see [Common Errors](#).

### ResourceContention

You already have a pending update to an Amazon EC2 Auto Scaling resource (for example, an Auto Scaling group, instance, or load balancer).

HTTP Status Code: 500

## Examples

### Example

This example illustrates one usage of DescribeScalingProcessTypes.

### Sample Request

```
https://autoscaling.amazonaws.com/?Action=DescribeScalingProcessTypes
&Version=2011-01-01
&AUTHPARAMS
```

### Sample Response

```
<DescribeScalingProcessTypesResponse xmlns="https://autoscaling.amazonaws.com/
doc/2011-01-01/">
```



```
<DescribeScalingProcessTypesResult>
  <Processes>
    <member>
      <ProcessName>AZRebalance</ProcessName>
    </member>
    <member>
      <ProcessName>AddToLoadBalancer</ProcessName>
    </member>
    <member>
      <ProcessName>AlarmNotification</ProcessName>
    </member>
    <member>
      <ProcessName>HealthCheck</ProcessName>
    </member>
    <member>
      <ProcessName>InstanceRefresh</ProcessName>
    </member>
    <member>
      <ProcessName>Launch</ProcessName>
    </member>
    <member>
      <ProcessName>ReplaceUnhealthy</ProcessName>
    </member>
    <member>
      <ProcessName>ScheduledActions</ProcessName>
    </member>
    <member>
      <ProcessName>Terminate</ProcessName>
    </member>
  </Processes>
</DescribeScalingProcessTypesResult>
<ResponseMetadata>
  <RequestId>7c6e177f-f082-11e1-ac58-3714bEXAMPLE</RequestId>
</ResponseMetadata>
</DescribeScalingProcessTypesResponse>
```

## See Also

For more information about using this API in one of the language-specific Amazon SDKs, see the following:

- [Amazon Command Line Interface](#)
- [Amazon SDK for .NET](#)

- [Amazon SDK for C++](#)
- [Amazon SDK for Go v2](#)
- [Amazon SDK for Java V2](#)
- [Amazon SDK for JavaScript V3](#)
- [Amazon SDK for Kotlin](#)
- [Amazon SDK for PHP V3](#)
- [Amazon SDK for Python](#)
- [Amazon SDK for Ruby V3](#)

# DescribeScheduledActions

Gets information about the scheduled actions that haven't run or that have not reached their end time.

To describe the scaling activities for scheduled actions that have already run, call the [DescribeScalingActivities](#) API.

## Request Parameters

For information about the parameters that are common to all actions, see [Common Parameters](#).

### AutoScalingGroupName

The name of the Auto Scaling group.

Type: String

Length Constraints: Minimum length of 1. Maximum length of 255.

Pattern: `[\u0020-\uD7FF\uE000-\uFFFF\uD800\uDC00-\uDBFF\uDFFF\r\n\t]*`

Required: No

### EndTime

The latest scheduled start time to return. If scheduled action names are provided, this property is ignored.

Type: Timestamp

Required: No

### MaxRecords

The maximum number of items to return with this call. The default value is 50 and the maximum value is 100.

Type: Integer

Required: No

### NextToken

The token for the next set of items to return. (You received this token from a previous call.)

Type: String

Pattern: `[\u0020-\uD7FF\uE000-\uFFFF\uD800\uDC00-\uDBFF\uDFFF\r\n\t]*`

Required: No

### **ScheduledActionNames.member.N**

The names of one or more scheduled actions. If you omit this property, all scheduled actions are described. If you specify an unknown scheduled action, it is ignored with no error.

Array Members: Maximum number of 50 actions.

Type: Array of strings

Length Constraints: Minimum length of 1. Maximum length of 255.

Pattern: `[\u0020-\uD7FF\uE000-\uFFFF\uD800\uDC00-\uDBFF\uDFFF\r\n\t]*`

Required: No

### **StartTime**

The earliest scheduled start time to return. If scheduled action names are provided, this property is ignored.

Type: Timestamp

Required: No

## **Response Elements**

The following elements are returned by the service.

### **NextToken**

A string that indicates that the response contains more items than can be returned in a single response. To receive additional items, specify this string for the `NextToken` value when requesting the next set of items. This value is null when there are no more items to return.

Type: String

Pattern: `[\u0020-\uD7FF\uE000-\uFFFF\uD800\uDC00-\uDBFF\uDFFF\r\n\t]*`

## **ScheduledUpdateGroupActions.member.N**

The scheduled actions.

Type: Array of [ScheduledUpdateGroupAction](#) objects

## **Errors**

For information about the errors that are common to all actions, see [Common Errors](#).

### **InvalidNextToken**

The NextToken value is not valid.

HTTP Status Code: 400

### **ResourceContention**

You already have a pending update to an Amazon EC2 Auto Scaling resource (for example, an Auto Scaling group, instance, or load balancer).

HTTP Status Code: 500

## **See Also**

For more information about using this API in one of the language-specific Amazon SDKs, see the following:

- [Amazon Command Line Interface](#)
- [Amazon SDK for .NET](#)
- [Amazon SDK for C++](#)
- [Amazon SDK for Go v2](#)
- [Amazon SDK for Java V2](#)
- [Amazon SDK for JavaScript V3](#)
- [Amazon SDK for Kotlin](#)
- [Amazon SDK for PHP V3](#)
- [Amazon SDK for Python](#)
- [Amazon SDK for Ruby V3](#)



# DescribeTags

Describes the specified tags.

You can use filters to limit the results. For example, you can query for the tags for a specific Auto Scaling group. You can specify multiple values for a filter. A tag must match at least one of the specified values for it to be included in the results.

You can also specify multiple filters. The result includes information for a particular tag only if it matches all the filters. If there's no match, no special message is returned.

For more information, see [Tag Auto Scaling groups and instances](#) in the *Amazon EC2 Auto Scaling User Guide*.

## Request Parameters

For information about the parameters that are common to all actions, see [Common Parameters](#).

### Filters.member.N

One or more filters to scope the tags to return. The maximum number of filters per filter type (for example, auto-scaling-group) is 1000.

Type: Array of [Filter](#) objects

Required: No

### MaxRecords

The maximum number of items to return with this call. The default value is 50 and the maximum value is 100.

Type: Integer

Required: No

### NextToken

The token for the next set of items to return. (You received this token from a previous call.)

Type: String

Pattern: `[\u0020-\uD7FF\uE000-\uFFFD\uD800\uDC00-\uDBFF\uDFFF\x\n\t]*`

Required: No

## Response Elements

The following elements are returned by the service.

### NextToken

A string that indicates that the response contains more items than can be returned in a single response. To receive additional items, specify this string for the NextToken value when requesting the next set of items. This value is null when there are no more items to return.

Type: String

Pattern: `[\u0020-\uD7FF\uE000-\uFFFF\uD800\uDC00-\uDBFF\uDFFF\r\n\t]*`

### Tags.member.N

One or more tags.

Type: Array of [TagDescription](#) objects

## Errors

For information about the errors that are common to all actions, see [Common Errors](#).

### InvalidNextToken

The NextToken value is not valid.

HTTP Status Code: 400

### ResourceContention

You already have a pending update to an Amazon EC2 Auto Scaling resource (for example, an Auto Scaling group, instance, or load balancer).

HTTP Status Code: 500

## Examples

### Example

This example illustrates one usage of DescribeTags.



## Sample Request

```
https://autoscaling.amazonaws.com/?Action=DescribeTags
&Version=2011-01-01
&AUTHPARAMS
```

## Sample Response

```
<DescribeTagsResponse xmlns="https://autoscaling.amazonaws.com/doc/2011-01-01/">
  <DescribeTagsResult>
    <Tags>
      <member>
        <ResourceId>my-asg</ResourceId>
        <PropagateAtLaunch>true</PropagateAtLaunch>
        <Value>test</Value>
        <Key>environment</Key>
        <ResourceType>auto-scaling-group</ResourceType>
      </member>
    </Tags>
  </DescribeTagsResult>
  <ResponseMetadata>
    <RequestId>7c6e177f-f082-11e1-ac58-3714bEXAMPLE</RequestId>
  </ResponseMetadata>
</DescribeTagsResponse>
```

## See Also

For more information about using this API in one of the language-specific Amazon SDKs, see the following:

- [Amazon Command Line Interface](#)
- [Amazon SDK for .NET](#)
- [Amazon SDK for C++](#)
- [Amazon SDK for Go v2](#)
- [Amazon SDK for Java V2](#)
- [Amazon SDK for JavaScript V3](#)
- [Amazon SDK for Kotlin](#)
- [Amazon SDK for PHP V3](#)

- [Amazon SDK for Python](#)
- [Amazon SDK for Ruby V3](#)

# DescribeTerminationPolicyTypes

Describes the termination policies supported by Amazon EC2 Auto Scaling.

For more information, see [Configure termination policies for Amazon EC2 Auto Scaling](#) in the *Amazon EC2 Auto Scaling User Guide*.

## Response Elements

The following element is returned by the service.

### TerminationPolicyTypes.member.N

The termination policies supported by Amazon EC2 Auto Scaling: `OldestInstance`, `OldestLaunchConfiguration`, `NewestInstance`, `ClosestToNextInstanceHour`, `Default`, `OldestLaunchTemplate`, and `AllocationStrategy`.

Type: Array of strings

Length Constraints: Minimum length of 1. Maximum length of 1600.

Pattern: `[\u0020-\u007F\uE000-\uFFFF\uD800\uDC00-\uDBFF\uDFFF\r\n\t]*`

## Errors

For information about the errors that are common to all actions, see [Common Errors](#).

### ResourceContention

You already have a pending update to an Amazon EC2 Auto Scaling resource (for example, an Auto Scaling group, instance, or load balancer).

HTTP Status Code: 500

## Examples

### Example

This example illustrates one usage of `DescribeTerminationPolicyTypes`.

## Sample Request

```
https://autoscaling.amazonaws.com/?Action=DescribeTerminationPolicyTypes
&Version=2011-01-01
&AUTHPARAMS
```

## Sample Response

```
<DescribeTerminationPolicyTypesResponse xmlns="https://autoscaling.amazonaws.com/doc/2011-01-01/">
  <DescribeTerminationPolicyTypesResult>
    <TerminationPolicyTypes>
      <member>AllocationStrategy</member>
      <member>ClosestToNextInstanceHour</member>
      <member>Default</member>
      <member>NewestInstance</member>
      <member>OldestInstance</member>
      <member>OldestLaunchConfiguration</member>
      <member>OldestLaunchTemplate</member>
    </TerminationPolicyTypes>
  </DescribeTerminationPolicyTypesResult>
  <ResponseMetadata>
    <RequestId>7c6e177f-f082-11e1-ac58-3714bEXAMPLE</RequestId>
  </ResponseMetadata>
</DescribeTerminationPolicyTypesResponse>
```

## See Also

For more information about using this API in one of the language-specific Amazon SDKs, see the following:

- [Amazon Command Line Interface](#)
- [Amazon SDK for .NET](#)
- [Amazon SDK for C++](#)
- [Amazon SDK for Go v2](#)
- [Amazon SDK for Java V2](#)
- [Amazon SDK for JavaScript V3](#)
- [Amazon SDK for Kotlin](#)
- [Amazon SDK for PHP V3](#)

- [Amazon SDK for Python](#)
- [Amazon SDK for Ruby V3](#)

# DescribeTrafficSources

Gets information about the traffic sources for the specified Auto Scaling group.

You can optionally provide a traffic source type. If you provide a traffic source type, then the results only include that traffic source type.

If you do not provide a traffic source type, then the results include all the traffic sources for the specified Auto Scaling group.

## Request Parameters

For information about the parameters that are common to all actions, see [Common Parameters](#).

### AutoScalingGroupName

The name of the Auto Scaling group.

Type: String

Length Constraints: Minimum length of 1. Maximum length of 255.

Pattern: `[\u0020-\uD7FF\uE000-\uFFFF\uD800\uDC00-\uDBFF\uDFFF\u_\\n\\t]*`

Required: Yes

### MaxRecords

The maximum number of items to return with this call. The maximum value is 50.

Type: Integer

Required: No

### NextToken

The token for the next set of items to return. (You received this token from a previous call.)

Type: String

Pattern: `[\u0020-\uD7FF\uE000-\uFFFF\uD800\uDC00-\uDBFF\uDFFF\u_\\n\\t]*`

Required: No

## TrafficSourceType

The traffic source type that you want to describe.

The following lists the valid values:

- `e1b` if the traffic source is a Classic Load Balancer.
- `e1bv2` if the traffic source is a Application Load Balancer, Gateway Load Balancer, or Network Load Balancer.
- `vpc-lattice` if the traffic source is VPC Lattice.

Type: String

Length Constraints: Minimum length of 1. Maximum length of 255.

Pattern: `[\u0020-\uD7FF\uE000-\uFFFF\uD800\uDC00-\uDBFF\uDFFF\r\n\t]*`

Required: No

## Response Elements

The following elements are returned by the service.

### NextToken

This string indicates that the response contains more items than can be returned in a single response. To receive additional items, specify this string for the `NextToken` value when requesting the next set of items. This value is null when there are no more items to return.

Type: String

Pattern: `[\u0020-\uD7FF\uE000-\uFFFF\uD800\uDC00-\uDBFF\uDFFF\r\n\t]*`

### TrafficSources.member.N

Information about the traffic sources.

Type: Array of [TrafficSourceState](#) objects

## Errors

For information about the errors that are common to all actions, see [Common Errors](#).

## InvalidNextToken

The NextToken value is not valid.

HTTP Status Code: 400

## ResourceContention

You already have a pending update to an Amazon EC2 Auto Scaling resource (for example, an Auto Scaling group, instance, or load balancer).

HTTP Status Code: 500

## Examples

### Example

This example illustrates one usage of DescribeTrafficSources.

### Sample Request

```
https://autoscaling.amazonaws.com/?Action=DescribeTrafficSources
&AutoScalingGroupName=my-asg
&Version=2011-01-01
&AUTHPARAMS
```

### Sample Response

```
<DescribeTrafficSourcesResponse xmlns="https://autoscaling.amazonaws.com/
doc/2011-01-01/">
  <DescribeTrafficSourcesResult>
    <TrafficSources>
      <Identifier>arn:aws:vpc-lattice:us-west-2:123456789012:targetgroup/
tg-0e2f2665eEXAMPLE</Identifier>
      <State>InService</State>
      <Type>vpc-lattice</Type>
    </TrafficSources>
  </DescribeTrafficSourcesResult>
  <ResponseMetadata>
    <RequestId>9351b5ea-b4c0-4a88-b873-c51e4EXAMPLE</RequestId>
  </ResponseMetadata>
</DescribeTrafficSourcesResponse>
```



## See Also

For more information about using this API in one of the language-specific Amazon SDKs, see the following:

- [Amazon Command Line Interface](#)
- [Amazon SDK for .NET](#)
- [Amazon SDK for C++](#)
- [Amazon SDK for Go v2](#)
- [Amazon SDK for Java V2](#)
- [Amazon SDK for JavaScript V3](#)
- [Amazon SDK for Kotlin](#)
- [Amazon SDK for PHP V3](#)
- [Amazon SDK for Python](#)
- [Amazon SDK for Ruby V3](#)

# DescribeWarmPool

Gets information about a warm pool and its instances.

For more information, see [Warm pools for Amazon EC2 Auto Scaling](#) in the *Amazon EC2 Auto Scaling User Guide*.

## Request Parameters

For information about the parameters that are common to all actions, see [Common Parameters](#).

### AutoScalingGroupName

The name of the Auto Scaling group.

Type: String

Length Constraints: Minimum length of 1. Maximum length of 255.

Pattern: `[\u0020-\uD7FF\uE000-\uFFFF\uD800\uDC00-\uDBFF\uDFFF\r\n\t]*`

Required: Yes

### MaxRecords

The maximum number of instances to return with this call. The maximum value is 50.

Type: Integer

Required: No

### NextToken

The token for the next set of instances to return. (You received this token from a previous call.)

Type: String

Pattern: `[\u0020-\uD7FF\uE000-\uFFFF\uD800\uDC00-\uDBFF\uDFFF\r\n\t]*`

Required: No

## Response Elements

The following elements are returned by the service.

## Instances.member.N

The instances that are currently in the warm pool.

Type: Array of [Instance](#) objects

## NextToken

This string indicates that the response contains more items than can be returned in a single response. To receive additional items, specify this string for the NextToken value when requesting the next set of items. This value is null when there are no more items to return.

Type: String

Pattern: `[\u0020-\uD7FF\uE000-\uFFFF\uD800\uDC00-\uDBFF\uDFFF\r\n\t]*`

## WarmPoolConfiguration

The warm pool configuration details.

Type: [WarmPoolConfiguration](#) object

## Errors

For information about the errors that are common to all actions, see [Common Errors](#).

### InvalidNextToken

The NextToken value is not valid.

HTTP Status Code: 400

### LimitExceeded

You have already reached a limit for your Amazon EC2 Auto Scaling resources (for example, Auto Scaling groups, launch configurations, or lifecycle hooks). For more information, see [DescribeAccountLimits](#).

HTTP Status Code: 400

### ResourceContention

You already have a pending update to an Amazon EC2 Auto Scaling resource (for example, an Auto Scaling group, instance, or load balancer).

HTTP Status Code: 500

## Examples

### Example

This example illustrates one usage of DescribeWarmPool.

### Sample Request

```
https://autoscaling.amazonaws.com/?Action=DescribeWarmPool
&AutoScalingGroupName=my-asg
&Version=2011-01-01
&AUTHPARAMS
```

### Sample Response

```
<DescribeWarmPoolResponse xmlns="https://autoscaling.amazonaws.com/doc/2011-01-01/">
  <DescribeWarmPoolResult>
    <WarmPoolConfiguration>
      <MinSize>30</MinSize>
      <MaxGroupPreparedCapacity>0</MaxGroupPreparedCapacity>
      <PoolState>Hibernated</PoolState>
    </WarmPoolConfiguration>
    <Instances />
  </DescribeWarmPoolResult>
  <ResponseMetadata>
    <RequestId>9351b5ea-b4c0-4a88-b873-c51e4EXAMPLE</RequestId>
  </ResponseMetadata>
</DescribeWarmPoolResponse>
```

## See Also

For more information about using this API in one of the language-specific Amazon SDKs, see the following:

- [Amazon Command Line Interface](#)
- [Amazon SDK for .NET](#)
- [Amazon SDK for C++](#)

- [Amazon SDK for Go v2](#)
- [Amazon SDK for Java V2](#)
- [Amazon SDK for JavaScript V3](#)
- [Amazon SDK for Kotlin](#)
- [Amazon SDK for PHP V3](#)
- [Amazon SDK for Python](#)
- [Amazon SDK for Ruby V3](#)

# DetachInstances

Removes one or more instances from the specified Auto Scaling group.

After the instances are detached, you can manage them independent of the Auto Scaling group.

If you do not specify the option to decrement the desired capacity, Amazon EC2 Auto Scaling launches instances to replace the ones that are detached.

If there is a Classic Load Balancer attached to the Auto Scaling group, the instances are deregistered from the load balancer. If there are target groups attached to the Auto Scaling group, the instances are deregistered from the target groups.

For more information, see [Detach or attach instances](#) in the *Amazon EC2 Auto Scaling User Guide*.

## Request Parameters

For information about the parameters that are common to all actions, see [Common Parameters](#).

### AutoScalingGroupName

The name of the Auto Scaling group.

Type: String

Length Constraints: Minimum length of 1. Maximum length of 255.

Pattern: `[\u0020-\uD7FF\uE000-\uFFFF\uD800\uDC00-\uDBFF\uDFFF\r\n\t]*`

Required: Yes

### InstanceIds.member.N

The IDs of the instances. You can specify up to 20 instances.

Type: Array of strings

Length Constraints: Minimum length of 1. Maximum length of 19.

Pattern: `[\u0020-\uD7FF\uE000-\uFFFF\uD800\uDC00-\uDBFF\uDFFF\r\n\t]*`

Required: No

## ShouldDecrementDesiredCapacity

Indicates whether the Auto Scaling group decrements the desired capacity value by the number of instances detached.

Type: Boolean

Required: Yes

## Response Elements

The following element is returned by the service.

### Activities.member.N

The activities related to detaching the instances from the Auto Scaling group.

Type: Array of [Activity](#) objects

## Errors

For information about the errors that are common to all actions, see [Common Errors](#).

### ResourceContention

You already have a pending update to an Amazon EC2 Auto Scaling resource (for example, an Auto Scaling group, instance, or load balancer).

HTTP Status Code: 500

## Examples

### Example

This example illustrates one usage of DetachInstances.

### Sample Request

```
https://autoscaling.amazonaws.com/?Action=DetachInstances
&AutoScalingGroupName=my-asg
```

```
&InstanceIds.member.1=i-1234567890abcdef0
&ShouldDecrementDesiredCapacity=true
&Version=2011-01-01
&AUTHPARAMS
```

## Sample Response

```
<DetachInstancesResponse xmlns="https://autoscaling.amazonaws.com/doc/2011-01-01/">
  <DetachInstancesResult>
    <Activities>
      <member>
        <ActivityId>12345678-1234-1234-1234-123456789012</ActivityId>
        <AutoScalingGroupName>my-asg</AutoScalingGroupName>
        <Description>Detaching EC2 instance: i-1234567890abcdef0</Description>
        <Cause>At 2022-06-14T00:07:30Z instance i-1234567890abcdef0 was detached in
response to a user request, shrinking the capacity from 4 to 3.</Cause>
        <Progress>50</Progress>
        <StartTime>2022-06-14T00:07:30.280Z</StartTime>
        <Details>{"Availability Zone":"us-
east-1a", "SubnetID":"subnet-057fa0918fEXAMPLE"}</Details>
        <StatusCode>InProgress</StatusCode>
      </member>
    </Activities>
  </DetachInstancesResult>
  <ResponseMetadata>
    <RequestId>7c6e177f-f082-11e1-ac58-3714bEXAMPLE</RequestId>
  </ResponseMetadata>
</DetachInstancesResponse>
```

## See Also

For more information about using this API in one of the language-specific Amazon SDKs, see the following:

- [Amazon Command Line Interface](#)
- [Amazon SDK for .NET](#)
- [Amazon SDK for C++](#)
- [Amazon SDK for Go v2](#)
- [Amazon SDK for Java V2](#)
- [Amazon SDK for JavaScript V3](#)



- [Amazon SDK for Kotlin](#)
- [Amazon SDK for PHP V3](#)
- [Amazon SDK for Python](#)
- [Amazon SDK for Ruby V3](#)

# DetachLoadBalancers

## Note

This API operation is superseded by [DetachTrafficSources](#), which can detach multiple traffic sources types. We recommend using `DetachTrafficSources` to simplify how you manage traffic sources. However, we continue to support `DetachLoadBalancers`. You can use both the original `DetachLoadBalancers` API operation and `DetachTrafficSources` on the same Auto Scaling group.

Detaches one or more Classic Load Balancers from the specified Auto Scaling group.

This operation detaches only Classic Load Balancers. If you have Application Load Balancers, Network Load Balancers, or Gateway Load Balancers, use the [DetachLoadBalancerTargetGroups](#) API instead.

When you detach a load balancer, it enters the `Removing` state while deregistering the instances in the group. When all instances are deregistered, then you can no longer describe the load balancer using the [DescribeLoadBalancers](#) API call. The instances remain running.

## Request Parameters

For information about the parameters that are common to all actions, see [Common Parameters](#).

### AutoScalingGroupName

The name of the Auto Scaling group.

Type: String

Length Constraints: Minimum length of 1. Maximum length of 255.

Pattern: `[\u0020-\uD7FF\uE000-\uFFFF\uD800\uDC00-\uDBFF\uDFFF\r\n\t]*`

Required: Yes

### LoadBalancerNames.member.N

The names of the load balancers. You can specify up to 10 load balancers.

Type: Array of strings

Length Constraints: Minimum length of 1. Maximum length of 255.

Pattern: `[\u0020-\uD7FF\uE000-\uFFFF\uD800\uDC00-\uDBFF\uDFFF\r\n\t]*`

Required: Yes

## Errors

For information about the errors that are common to all actions, see [Common Errors](#).

### ResourceContention

You already have a pending update to an Amazon EC2 Auto Scaling resource (for example, an Auto Scaling group, instance, or load balancer).

HTTP Status Code: 500

## Examples

### Example

This example illustrates one usage of `DetachLoadBalancers`.

### Sample Request

```
https://autoscaling.amazonaws.com/?Action=DetachLoadBalancers
&AutoScalingGroupName=my-asg
&LoadBalancerNames.member.1=my-lb
&Version=2011-01-01
&AUTHPARAMS
```

## See Also

For more information about using this API in one of the language-specific Amazon SDKs, see the following:

- [Amazon Command Line Interface](#)
- [Amazon SDK for .NET](#)
- [Amazon SDK for C++](#)

- [Amazon SDK for Go v2](#)
- [Amazon SDK for Java V2](#)
- [Amazon SDK for JavaScript V3](#)
- [Amazon SDK for Kotlin](#)
- [Amazon SDK for PHP V3](#)
- [Amazon SDK for Python](#)
- [Amazon SDK for Ruby V3](#)

# DetachLoadBalancerTargetGroups

## Note

This API operation is superseded by [DetachTrafficSources](#), which can detach multiple traffic sources types. We recommend using `DetachTrafficSources` to simplify how you manage traffic sources. However, we continue to support `DetachLoadBalancerTargetGroups`. You can use both the original `DetachLoadBalancerTargetGroups` API operation and `DetachTrafficSources` on the same Auto Scaling group.

Detaches one or more target groups from the specified Auto Scaling group.

When you detach a target group, it enters the `Removing` state while deregistering the instances in the group. When all instances are deregistered, then you can no longer describe the target group using the [DescribeLoadBalancerTargetGroups](#) API call. The instances remain running.

## Note

You can use this operation to detach target groups that were attached by using [AttachLoadBalancerTargetGroups](#), but not for target groups that were attached by using [AttachTrafficSources](#).

## Request Parameters

For information about the parameters that are common to all actions, see [Common Parameters](#).

### AutoScalingGroupName

The name of the Auto Scaling group.

Type: String

Length Constraints: Minimum length of 1. Maximum length of 255.

Pattern: `[\u0020-\uD7FF\uE000-\uFFFD\uD800\uDC00-\uDBFF\uDFFF\_\n\t]*`

Required: Yes

## TargetGroupARNs.member.N

The Amazon Resource Names (ARN) of the target groups. You can specify up to 10 target groups.

Type: Array of strings

Length Constraints: Minimum length of 1. Maximum length of 511.

Pattern: `[\u0020-\uD7FF\uE000-\uFFFD\uD800\uDC00-\uDBFF\uDFFF\r\n\t]*`

Required: Yes

## Errors

For information about the errors that are common to all actions, see [Common Errors](#).

### ResourceContention

You already have a pending update to an Amazon EC2 Auto Scaling resource (for example, an Auto Scaling group, instance, or load balancer).

HTTP Status Code: 500

## See Also

For more information about using this API in one of the language-specific Amazon SDKs, see the following:

- [Amazon Command Line Interface](#)
- [Amazon SDK for .NET](#)
- [Amazon SDK for C++](#)
- [Amazon SDK for Go v2](#)
- [Amazon SDK for Java V2](#)
- [Amazon SDK for JavaScript V3](#)
- [Amazon SDK for Kotlin](#)
- [Amazon SDK for PHP V3](#)
- [Amazon SDK for Python](#)

- [Amazon SDK for Ruby V3](#)

# DetachTrafficSources

Detaches one or more traffic sources from the specified Auto Scaling group.

When you detach a traffic source, it enters the Removing state while deregistering the instances in the group. When all instances are deregistered, then you can no longer describe the traffic source using the [DescribeTrafficSources](#) API call. The instances continue to run.

## Request Parameters

For information about the parameters that are common to all actions, see [Common Parameters](#).

### AutoScalingGroupName

The name of the Auto Scaling group.

Type: String

Length Constraints: Minimum length of 1. Maximum length of 255.

Pattern: `[\u0020-\uD7FF\uE000-\uFFFD\uD800\uDC00-\uDBFF\uDFFF\x\n\t]*`

Required: Yes

### TrafficSources.member.N

The unique identifiers of one or more traffic sources. You can specify up to 10 traffic sources.

Type: Array of [TrafficSourceIdentifier](#) objects

Required: Yes

## Errors

For information about the errors that are common to all actions, see [Common Errors](#).

### ResourceContention

You already have a pending update to an Amazon EC2 Auto Scaling resource (for example, an Auto Scaling group, instance, or load balancer).

HTTP Status Code: 500



## Examples

### Example

This example detaches the Classic Load Balancer named `my-classic-load-balancer` from the Auto Scaling group named `my-asg`.

### Sample Request

```
https://autoscaling.amazonaws.com/?Action=DetachTrafficSources
&AutoScalingGroupName=my-asg
&TrafficSources.member.1.Identifier=my-classic-load-balancer
&TrafficSources.member.1.Type=elb
&Version=2011-01-01
&AUTHPARAMS
```

### See Also

For more information about using this API in one of the language-specific Amazon SDKs, see the following:

- [Amazon Command Line Interface](#)
- [Amazon SDK for .NET](#)
- [Amazon SDK for C++](#)
- [Amazon SDK for Go v2](#)
- [Amazon SDK for Java V2](#)
- [Amazon SDK for JavaScript V3](#)
- [Amazon SDK for Kotlin](#)
- [Amazon SDK for PHP V3](#)
- [Amazon SDK for Python](#)
- [Amazon SDK for Ruby V3](#)

# DisableMetricsCollection

Disables group metrics collection for the specified Auto Scaling group.

## Request Parameters

For information about the parameters that are common to all actions, see [Common Parameters](#).

### AutoScalingGroupName

The name of the Auto Scaling group.

Type: String

Length Constraints: Minimum length of 1. Maximum length of 255.

Pattern: `[\u0020-\uD7FF\uE000-\uFFFD\uD800\uDC00-\uDBFF\uDFFF\r\n\t]*`

Required: Yes

### Metrics.member.N

Identifies the metrics to disable.

You can specify one or more of the following metrics:

- GroupMinSize
- GroupMaxSize
- GroupDesiredCapacity
- GroupInServiceInstances
- GroupPendingInstances
- GroupStandbyInstances
- GroupTerminatingInstances
- GroupTotalInstances
- GroupInServiceCapacity
- GroupPendingCapacity
- GroupStandbyCapacity
- GroupTerminatingCapacity

- `GroupTotalCapacity`
- `WarmPoolDesiredCapacity`
- `WarmPoolWarmedCapacity`
- `WarmPoolPendingCapacity`
- `WarmPoolTerminatingCapacity`
- `WarmPoolTotalCapacity`
- `GroupAndWarmPoolDesiredCapacity`
- `GroupAndWarmPoolTotalCapacity`

If you omit this property, all metrics are disabled.

For more information, see [Amazon CloudWatch metrics for Amazon EC2 Auto Scaling](#) in the *Amazon EC2 Auto Scaling User Guide*.

Type: Array of strings

Length Constraints: Minimum length of 1. Maximum length of 255.

Pattern: `[\u0020-\uD7FF\uE000-\uFFFD\uD800\uDC00-\uDBFF\uDFFF\r\n\t]*`

Required: No

## Errors

For information about the errors that are common to all actions, see [Common Errors](#).

### ResourceContention

You already have a pending update to an Amazon EC2 Auto Scaling resource (for example, an Auto Scaling group, instance, or load balancer).

HTTP Status Code: 500

## Examples

### Example

This example illustrates one usage of `DisableMetricsCollection`.

## Sample Request

```
https://autoscaling.amazonaws.com/?Action=DisableMetricsCollection
&AutoScalingGroupName=my-asg
&Version=2011-01-01
&AUTHPARAMS
```

## See Also

For more information about using this API in one of the language-specific Amazon SDKs, see the following:

- [Amazon Command Line Interface](#)
- [Amazon SDK for .NET](#)
- [Amazon SDK for C++](#)
- [Amazon SDK for Go v2](#)
- [Amazon SDK for Java V2](#)
- [Amazon SDK for JavaScript V3](#)
- [Amazon SDK for Kotlin](#)
- [Amazon SDK for PHP V3](#)
- [Amazon SDK for Python](#)
- [Amazon SDK for Ruby V3](#)

# EnableMetricsCollection

Enables group metrics collection for the specified Auto Scaling group.

You can use these metrics to track changes in an Auto Scaling group and to set alarms on threshold values. You can view group metrics using the Amazon EC2 Auto Scaling console or the CloudWatch console. For more information, see [Monitor CloudWatch metrics for your Auto Scaling groups and instances](#) in the *Amazon EC2 Auto Scaling User Guide*.

## Request Parameters

For information about the parameters that are common to all actions, see [Common Parameters](#).

### AutoScalingGroupName

The name of the Auto Scaling group.

Type: String

Length Constraints: Minimum length of 1. Maximum length of 255.

Pattern: `[\u0020-\uD7FF\uE000-\uFFFF\uD800\uDC00-\uDBFF\uDFFF\r\n\t]*`

Required: Yes

### Granularity

The frequency at which Amazon EC2 Auto Scaling sends aggregated data to CloudWatch. The only valid value is 1Minute.

Type: String

Length Constraints: Minimum length of 1. Maximum length of 255.

Pattern: `[\u0020-\uD7FF\uE000-\uFFFF\uD800\uDC00-\uDBFF\uDFFF\r\n\t]*`

Required: Yes

### Metrics.member.N

Identifies the metrics to enable.

You can specify one or more of the following metrics:

- GroupMinSize
- GroupMaxSize
- GroupDesiredCapacity
- GroupInServiceInstances
- GroupPendingInstances
- GroupStandbyInstances
- GroupTerminatingInstances
- GroupTotalInstances
- GroupInServiceCapacity
- GroupPendingCapacity
- GroupStandbyCapacity
- GroupTerminatingCapacity
- GroupTotalCapacity
- WarmPoolDesiredCapacity
- WarmPoolWarmedCapacity
- WarmPoolPendingCapacity
- WarmPoolTerminatingCapacity
- WarmPoolTotalCapacity
- GroupAndWarmPoolDesiredCapacity
- GroupAndWarmPoolTotalCapacity

If you specify `Granularity` and don't specify any metrics, all metrics are enabled.

For more information, see [Amazon CloudWatch metrics for Amazon EC2 Auto Scaling](#) in the *Amazon EC2 Auto Scaling User Guide*.

Type: Array of strings

Length Constraints: Minimum length of 1. Maximum length of 255.

Pattern: `[\u0020-\uD7FF\uE000-\uFFFF\uD800\uDC00-\uDBFF\uDFFF\r\n\t]*`

Required: No

## Errors

For information about the errors that are common to all actions, see [Common Errors](#).

### ResourceContention

You already have a pending update to an Amazon EC2 Auto Scaling resource (for example, an Auto Scaling group, instance, or load balancer).

HTTP Status Code: 500

## Examples

### Example

This example illustrates one usage of `EnableMetricsCollection`.

### Sample Request

```
https://autoscaling.amazonaws.com/?Action=EnableMetricsCollection
&AutoScalingGroupName=my-asg
&Granularity=1Minute
&Metrics.member.1=GroupDesiredCapacity
&Version=2011-01-01
&AUTHPARAMS
```

## See Also

For more information about using this API in one of the language-specific Amazon SDKs, see the following:

- [Amazon Command Line Interface](#)
- [Amazon SDK for .NET](#)
- [Amazon SDK for C++](#)
- [Amazon SDK for Go v2](#)
- [Amazon SDK for Java V2](#)
- [Amazon SDK for JavaScript V3](#)
- [Amazon SDK for Kotlin](#)

- [Amazon SDK for PHP V3](#)
- [Amazon SDK for Python](#)
- [Amazon SDK for Ruby V3](#)



# EnterStandby

Moves the specified instances into the standby state.

If you choose to decrement the desired capacity of the Auto Scaling group, the instances can enter standby as long as the desired capacity of the Auto Scaling group after the instances are placed into standby is equal to or greater than the minimum capacity of the group.

If you choose not to decrement the desired capacity of the Auto Scaling group, the Auto Scaling group launches new instances to replace the instances on standby.

For more information, see [Temporarily removing instances from your Auto Scaling group](#) in the *Amazon EC2 Auto Scaling User Guide*.

## Request Parameters

For information about the parameters that are common to all actions, see [Common Parameters](#).

### AutoScalingGroupName

The name of the Auto Scaling group.

Type: String

Length Constraints: Minimum length of 1. Maximum length of 255.

Pattern: `[\u0020-\uD7FF\uE000-\uFFFF\uD800\uDC00-\uDBFF\uDFFF\r\n\t]*`

Required: Yes

### InstanceIds.member.N

The IDs of the instances. You can specify up to 20 instances.

Type: Array of strings

Length Constraints: Minimum length of 1. Maximum length of 19.

Pattern: `[\u0020-\uD7FF\uE000-\uFFFF\uD800\uDC00-\uDBFF\uDFFF\r\n\t]*`

Required: No

## ShouldDecrementDesiredCapacity

Indicates whether to decrement the desired capacity of the Auto Scaling group by the number of instances moved to Standby mode.

Type: Boolean

Required: Yes

## Response Elements

The following element is returned by the service.

### Activities.member.N

The activities related to moving instances into Standby mode.

Type: Array of [Activity](#) objects

## Errors

For information about the errors that are common to all actions, see [Common Errors](#).

### ResourceContention

You already have a pending update to an Amazon EC2 Auto Scaling resource (for example, an Auto Scaling group, instance, or load balancer).

HTTP Status Code: 500

## Examples

### Example

This example illustrates one usage of EnterStandby.

### Sample Request

```
https://autoscaling.amazonaws.com/?Action=EnterStandby
&AutoScalingGroupName=my-asg
```

```
&InstanceIds.member.1=i-1234567890abcdef0
&ShouldDecrementDesiredCapacity=true
&Version=2011-01-01
&AUTHPARAMS
```

## Sample Response

```
<EnterStandbyResponse xmlns="https://autoscaling.amazonaws.com/doc/2011-01-01/">
  <EnterStandbyResult>
    <Activities>
      <member>
        <ActivityId>12345678-1234-1234-1234-123456789012</ActivityId>
        <AutoScalingGroupName>my-asg</AutoScalingGroupName>
        <Description>Moving EC2 instance to Standby: i-1234567890abcdef0</Description>
        <Progress>50</Progress>
        <Cause>At 2022-06-13T22:35:50Z instance i-1234567890abcdef0 was moved to
standby in response to a user request, shrinking the capacity from 4 to 3.</Cause>
        <StartTime>2022-06-13T22:35:50.884Z</StartTime>
        <Details>{"Availability Zone":"us-
east-1a", "SubnetID":"subnet-057fa0918fEXAMPLE"}</Details>
        <StatusCode>InProgress</StatusCode>
      </member>
    </Activities>
  </EnterStandbyResult>
  <ResponseMetadata>
    <RequestId>7c6e177f-f082-11e1-ac58-3714bEXAMPLE</RequestId>
  </ResponseMetadata>
</EnterStandbyResponse>
```

## See Also

For more information about using this API in one of the language-specific Amazon SDKs, see the following:

- [Amazon Command Line Interface](#)
- [Amazon SDK for .NET](#)
- [Amazon SDK for C++](#)
- [Amazon SDK for Go v2](#)
- [Amazon SDK for Java V2](#)
- [Amazon SDK for JavaScript V3](#)

- [Amazon SDK for Kotlin](#)
- [Amazon SDK for PHP V3](#)
- [Amazon SDK for Python](#)
- [Amazon SDK for Ruby V3](#)

# ExecutePolicy

Executes the specified policy. This can be useful for testing the design of your scaling policy.

## Request Parameters

For information about the parameters that are common to all actions, see [Common Parameters](#).

### AutoScalingGroupName

The name of the Auto Scaling group.

Type: String

Length Constraints: Minimum length of 1. Maximum length of 255.

Pattern: `[\u0020-\uD7FF\uE000-\uFFFD\uD800\uDC00-\uDBFF\uDFFF\x\n\t]*`

Required: No

### BreachThreshold

The breach threshold for the alarm.

Required if the policy type is StepScaling and not supported otherwise.

Type: Double

Required: No

### HonorCooldown

Indicates whether Amazon EC2 Auto Scaling waits for the cooldown period to complete before executing the policy.

Valid only if the policy type is SimpleScaling. For more information, see [Scaling cooldowns for Amazon EC2 Auto Scaling](#) in the *Amazon EC2 Auto Scaling User Guide*.

Type: Boolean

Required: No



HTTP Status Code: 400

## See Also

For more information about using this API in one of the language-specific Amazon SDKs, see the following:

- [Amazon Command Line Interface](#)
- [Amazon SDK for .NET](#)
- [Amazon SDK for C++](#)
- [Amazon SDK for Go v2](#)
- [Amazon SDK for Java V2](#)
- [Amazon SDK for JavaScript V3](#)
- [Amazon SDK for Kotlin](#)
- [Amazon SDK for PHP V3](#)
- [Amazon SDK for Python](#)
- [Amazon SDK for Ruby V3](#)

# ExitStandby

Moves the specified instances out of the standby state.

After you put the instances back in service, the desired capacity is incremented.

For more information, see [Temporarily removing instances from your Auto Scaling group](#) in the *Amazon EC2 Auto Scaling User Guide*.

## Request Parameters

For information about the parameters that are common to all actions, see [Common Parameters](#).

### AutoScalingGroupName

The name of the Auto Scaling group.

Type: String

Length Constraints: Minimum length of 1. Maximum length of 255.

Pattern: `[\u0020-\uD7FF\uE000-\uFFFD\uD800\uDC00-\uDBFF\uDFFF\r\n\t]*`

Required: Yes

### InstanceIds.member.N

The IDs of the instances. You can specify up to 20 instances.

Type: Array of strings

Length Constraints: Minimum length of 1. Maximum length of 19.

Pattern: `[\u0020-\uD7FF\uE000-\uFFFD\uD800\uDC00-\uDBFF\uDFFF\r\n\t]*`

Required: No

## Response Elements

The following element is returned by the service.

### Activities.member.N

The activities related to moving instances out of Standby mode.



Type: Array of [Activity](#) objects

## Errors

For information about the errors that are common to all actions, see [Common Errors](#).

### ResourceContention

You already have a pending update to an Amazon EC2 Auto Scaling resource (for example, an Auto Scaling group, instance, or load balancer).

HTTP Status Code: 500

## Examples

### Example

This example illustrates one usage of `ExitStandby`.

### Sample Request

```
https://autoscaling.amazonaws.com/?Action=ExitStandby
&AutoScalingGroupName=my-asg
&InstanceIds.member.1=i-1234567890abcdef0
&Version=2011-01-01
&AUTHPARAMS
```

### Sample Response

```
<ExitStandbyResponse xmlns="https://autoscaling.amazonaws.com/doc/2011-01-01/">
  <ExitStandbyResult>
    <Activities>
      <member>
        <ActivityId>12345678-1234-1234-1234-123456789012</ActivityId>
        <AutoScalingGroupName>my-asg</AutoScalingGroupName>
        <Description>Moving EC2 instance out of Standby: i-1234567890abcdef0</
Description>
        <Progress>30</Progress>
        <Cause>At 2022-06-13T22:43:53Z instance i-1234567890abcdef0 was moved out of
standby in response to a user request, increasing the capacity from 3 to 4.</Cause>
```

```
<StartTime>2022-06-13T22:43:53.523Z</StartTime>
<Details>{"Availability Zone":"us-
east-1a", "SubnetID":"subnet-057fa0918fEXAMPLE"}</Details>
<StatusCode>PreInService</StatusCode>
</member>
</Activities>
</ExitStandbyResult>
<ResponseMetadata>
  <RequestId>7c6e177f-f082-11e1-ac58-3714bEXAMPLE</RequestId>
</ResponseMetadata>
</ExitStandbyResponse>
```

## See Also

For more information about using this API in one of the language-specific Amazon SDKs, see the following:

- [Amazon Command Line Interface](#)
- [Amazon SDK for .NET](#)
- [Amazon SDK for C++](#)
- [Amazon SDK for Go v2](#)
- [Amazon SDK for Java V2](#)
- [Amazon SDK for JavaScript V3](#)
- [Amazon SDK for Kotlin](#)
- [Amazon SDK for PHP V3](#)
- [Amazon SDK for Python](#)
- [Amazon SDK for Ruby V3](#)

# GetPredictiveScalingForecast

Retrieves the forecast data for a predictive scaling policy.

Load forecasts are predictions of the hourly load values using historical load data from CloudWatch and an analysis of historical trends. Capacity forecasts are represented as predicted values for the minimum capacity that is needed on an hourly basis, based on the hourly load forecast.

A minimum of 24 hours of data is required to create the initial forecasts. However, having a full 14 days of historical data results in more accurate forecasts.

For more information, see [Predictive scaling for Amazon EC2 Auto Scaling](#) in the *Amazon EC2 Auto Scaling User Guide*.

## Request Parameters

For information about the parameters that are common to all actions, see [Common Parameters](#).

### AutoScalingGroupName

The name of the Auto Scaling group.

Type: String

Length Constraints: Minimum length of 1. Maximum length of 255.

Pattern: `[\u0020-\uD7FF\uE000-\uFFFF\uD800\uDC00-\uDBFF\uDFFF\r\n\t]*`

Required: Yes

### EndTime

The exclusive end time of the time range for the forecast data to get. The maximum time duration between the start and end time is 30 days.

Although this parameter can accept a date and time that is more than two days in the future, the availability of forecast data has limits. Amazon EC2 Auto Scaling only issues forecasts for periods of two days in advance.

Type: Timestamp

Required: Yes

## PolicyName

The name of the policy.

Type: String

Length Constraints: Minimum length of 1. Maximum length of 255.

Pattern: `[\u0020-\uD7FF\uE000-\uFFFD\uD800\uDC00-\uDBFF\uDFFF\r\n\t]*`

Required: Yes

## StartTime

The inclusive start time of the time range for the forecast data to get. At most, the date and time can be one year before the current date and time.

Type: Timestamp

Required: Yes

## Response Elements

The following elements are returned by the service.

### CapacityForecast

The capacity forecast.

Type: [CapacityForecast](#) object

### LoadForecast.member.N

The load forecast.

Type: Array of [LoadForecast](#) objects

### UpdateTime

The time the forecast was made.

Type: Timestamp

## Errors

For information about the errors that are common to all actions, see [Common Errors](#).

### ResourceContention

You already have a pending update to an Amazon EC2 Auto Scaling resource (for example, an Auto Scaling group, instance, or load balancer).

HTTP Status Code: 500

## Examples

### Example

This example illustrates one usage of `GetPredictiveScalingForecast`.

### Sample Request

```
https://autoscaling.amazonaws.com/?Action=GetPredictiveScalingForecast
&AutoScalingGroupName=my-asg
&PolicyName=cpu40-predictive-scaling-policy
&StartTime=2021-04-29T08:00:00Z
&EndTime=2021-05-29T08:00:00Z
&Version=2011-01-01
&AUTHPARAMS
```

## See Also

For more information about using this API in one of the language-specific Amazon SDKs, see the following:

- [Amazon Command Line Interface](#)
- [Amazon SDK for .NET](#)
- [Amazon SDK for C++](#)
- [Amazon SDK for Go v2](#)
- [Amazon SDK for Java V2](#)
- [Amazon SDK for JavaScript V3](#)

- [Amazon SDK for Kotlin](#)
- [Amazon SDK for PHP V3](#)
- [Amazon SDK for Python](#)
- [Amazon SDK for Ruby V3](#)

# PutLifecycleHook

Creates or updates a lifecycle hook for the specified Auto Scaling group.

Lifecycle hooks let you create solutions that are aware of events in the Auto Scaling instance lifecycle, and then perform a custom action on instances when the corresponding lifecycle event occurs.

This step is a part of the procedure for adding a lifecycle hook to an Auto Scaling group:

1. (Optional) Create a launch template or launch configuration with a user data script that runs while an instance is in a wait state due to a lifecycle hook.
2. (Optional) Create a Lambda function and a rule that allows Amazon EventBridge to invoke your Lambda function when an instance is put into a wait state due to a lifecycle hook.
3. (Optional) Create a notification target and an IAM role. The target can be either an Amazon SQS queue or an Amazon SNS topic. The role allows Amazon EC2 Auto Scaling to publish lifecycle notifications to the target.
4. **Create the lifecycle hook. Specify whether the hook is used when the instances launch or terminate.**
5. If you need more time, record the lifecycle action heartbeat to keep the instance in a wait state using the [RecordLifecycleActionHeartbeat](#) API call.
6. If you finish before the timeout period ends, send a callback by using the [CompleteLifecycleAction](#) API call.

For more information, see [Amazon EC2 Auto Scaling lifecycle hooks](#) in the *Amazon EC2 Auto Scaling User Guide*.

If you exceed your maximum limit of lifecycle hooks, which by default is 50 per Auto Scaling group, the call fails.

You can view the lifecycle hooks for an Auto Scaling group using the [DescribeLifecycleHooks](#) API call. If you are no longer using a lifecycle hook, you can delete it by calling the [DeleteLifecycleHook](#) API.

## Request Parameters

For information about the parameters that are common to all actions, see [Common Parameters](#).

## AutoScalingGroupName

The name of the Auto Scaling group.

Type: String

Length Constraints: Minimum length of 1. Maximum length of 255.

Pattern: `[\u0020-\uD7FF\uE000-\uFFFD\uD800\uDC00-\uDBFF\uDFFF\x\n\t]*`

Required: Yes

## DefaultResult

The action the Auto Scaling group takes when the lifecycle hook timeout elapses or if an unexpected failure occurs. The default value is ABANDON.

Valid values: CONTINUE | ABANDON

Type: String

Required: No

## HeartbeatTimeout

The maximum time, in seconds, that can elapse before the lifecycle hook times out. The range is from 30 to 7200 seconds. The default value is 3600 seconds (1 hour).

Type: Integer

Required: No

## LifecycleHookName

The name of the lifecycle hook.

Type: String

Length Constraints: Minimum length of 1. Maximum length of 255.

Pattern: `[A-Za-z0-9\-\_\/]+`

Required: Yes

## LifecycleTransition

The lifecycle transition. For Auto Scaling groups, there are two major lifecycle transitions.



- To create a lifecycle hook for scale-out events, specify `autoscaling:EC2_INSTANCE_LAUNCHING`.
- To create a lifecycle hook for scale-in events, specify `autoscaling:EC2_INSTANCE_TERMINATING`.

Required for new lifecycle hooks, but optional when updating existing hooks.

Type: String

Required: No

### NotificationMetadata

Additional information that you want to include any time Amazon EC2 Auto Scaling sends a message to the notification target.

Type: String

Length Constraints: Minimum length of 1. Maximum length of 4000.

Pattern: `[\u0009\u000A\u000D\u0020-\u007e]+`

Required: No

### NotificationTargetARN

The Amazon Resource Name (ARN) of the notification target that Amazon EC2 Auto Scaling uses to notify you when an instance is in a wait state for the lifecycle hook. You can specify either an Amazon SNS topic or an Amazon SQS queue.

If you specify an empty string, this overrides the current ARN.

This operation uses the JSON format when sending notifications to an Amazon SQS queue, and an email key-value pair format when sending notifications to an Amazon SNS topic.

When you specify a notification target, Amazon EC2 Auto Scaling sends it a test message. Test messages contain the following additional key-value pair: "Event": "autoscaling:TEST\_NOTIFICATION".

Type: String

Length Constraints: Minimum length of 0. Maximum length of 255.

Pattern: `[\u0020-\uD7FF\uE000-\uFFFF\uD800\uDC00-\uDBFF\uDFFF\r\n\t]*`

Required: No

## RoleARN

The ARN of the IAM role that allows the Auto Scaling group to publish to the specified notification target.

Valid only if the notification target is an Amazon SNS topic or an Amazon SQS queue. Required for new lifecycle hooks, but optional when updating existing hooks.

Type: String

Length Constraints: Minimum length of 1. Maximum length of 255.

Pattern: `[\u0020-\uD7FF\uE000-\uFFFF\uD800\uDC00-\uDBFF\uDFFF\r\n\t]*`

Required: No

## Errors

For information about the errors that are common to all actions, see [Common Errors](#).

### LimitExceeded

You have already reached a limit for your Amazon EC2 Auto Scaling resources (for example, Auto Scaling groups, launch configurations, or lifecycle hooks). For more information, see [DescribeAccountLimits](#).

HTTP Status Code: 400

### ResourceContention

You already have a pending update to an Amazon EC2 Auto Scaling resource (for example, an Auto Scaling group, instance, or load balancer).

HTTP Status Code: 500

## Examples

### Example

This example illustrates one usage of PutLifecycleHook.

## Sample Request

```
https://autoscaling.amazonaws.com/?Action=PutLifecycleHook
&LifecycleHookName=my-launch-lifecycle-hook
&HeartbeatTimeout=300
&AutoScalingGroupName=my-asg
&LifecycleTransition=autoscaling:EC2_INSTANCE_LAUNCHING
&DefaultResult=CONTINUE
&Version=2011-01-01
&AUTHPARAMS
```

## See Also

For more information about using this API in one of the language-specific Amazon SDKs, see the following:

- [Amazon Command Line Interface](#)
- [Amazon SDK for .NET](#)
- [Amazon SDK for C++](#)
- [Amazon SDK for Go v2](#)
- [Amazon SDK for Java V2](#)
- [Amazon SDK for JavaScript V3](#)
- [Amazon SDK for Kotlin](#)
- [Amazon SDK for PHP V3](#)
- [Amazon SDK for Python](#)
- [Amazon SDK for Ruby V3](#)

# PutNotificationConfiguration

Configures an Auto Scaling group to send notifications when specified events take place. Subscribers to the specified topic can have messages delivered to an endpoint such as a web server or an email address.

This configuration overwrites any existing configuration.

For more information, see [Amazon SNS notification options for Amazon EC2 Auto Scaling](#) in the *Amazon EC2 Auto Scaling User Guide*.

If you exceed your maximum limit of SNS topics, which is 10 per Auto Scaling group, the call fails.

## Request Parameters

For information about the parameters that are common to all actions, see [Common Parameters](#).

### AutoScalingGroupName

The name of the Auto Scaling group.

Type: String

Length Constraints: Minimum length of 1. Maximum length of 255.

Pattern: `[\u0020-\uD7FF\uE000-\uFFFF\uD800\uDC00-\uDBFF\uDFFF\r\n\t]*`

Required: Yes

### NotificationTypes.member.N

The type of event that causes the notification to be sent. To query the notification types supported by Amazon EC2 Auto Scaling, call the [DescribeAutoScalingNotificationTypes](#) API.

Type: Array of strings

Length Constraints: Minimum length of 1. Maximum length of 255.

Pattern: `[\u0020-\uD7FF\uE000-\uFFFF\uD800\uDC00-\uDBFF\uDFFF\r\n\t]*`

Required: Yes

### TopicARN

The Amazon Resource Name (ARN) of the Amazon SNS topic.

Type: String

Length Constraints: Minimum length of 1. Maximum length of 255.

Pattern: `[\u0020-\uD7FF\uE000-\uFFFF\uD800\uDC00-\uDBFF\uDFFF\r\n\t]*`

Required: Yes

## Errors

For information about the errors that are common to all actions, see [Common Errors](#).

### LimitExceeded

You have already reached a limit for your Amazon EC2 Auto Scaling resources (for example, Auto Scaling groups, launch configurations, or lifecycle hooks). For more information, see [DescribeAccountLimits](#).

HTTP Status Code: 400

### ResourceContention

You already have a pending update to an Amazon EC2 Auto Scaling resource (for example, an Auto Scaling group, instance, or load balancer).

HTTP Status Code: 500

### ServiceLinkedRoleFailure

The service-linked role is not yet ready for use.

HTTP Status Code: 500

## Examples

### Example

This example illustrates one usage of PutNotificationConfiguration.

### Sample Request

```
https://autoscaling.amazonaws.com/?Action=PutNotificationConfiguration
```

```
&AutoScalingGroupName=my-asg
&TopicARN=arn:aws:us-east-1:123456789012:my-sns-topic
&NotificationTypes.member.1=autoscaling:EC2_INSTANCE_LAUNCH
&Version=2011-01-01
&AUTHPARAMS
```

## See Also

For more information about using this API in one of the language-specific Amazon SDKs, see the following:

- [Amazon Command Line Interface](#)
- [Amazon SDK for .NET](#)
- [Amazon SDK for C++](#)
- [Amazon SDK for Go v2](#)
- [Amazon SDK for Java V2](#)
- [Amazon SDK for JavaScript V3](#)
- [Amazon SDK for Kotlin](#)
- [Amazon SDK for PHP V3](#)
- [Amazon SDK for Python](#)
- [Amazon SDK for Ruby V3](#)

# PutScalingPolicy

Creates or updates a scaling policy for an Auto Scaling group. Scaling policies are used to scale an Auto Scaling group based on configurable metrics. If no policies are defined, the dynamic scaling and predictive scaling features are not used.

For more information about using dynamic scaling, see [Target tracking scaling policies](#) and [Step and simple scaling policies](#) in the *Amazon EC2 Auto Scaling User Guide*.

For more information about using predictive scaling, see [Predictive scaling for Amazon EC2 Auto Scaling](#) in the *Amazon EC2 Auto Scaling User Guide*.

You can view the scaling policies for an Auto Scaling group using the [DescribePolicies](#) API call. If you are no longer using a scaling policy, you can delete it by calling the [DeletePolicy](#) API.

## Request Parameters

For information about the parameters that are common to all actions, see [Common Parameters](#).

### AdjustmentType

Specifies how the scaling adjustment is interpreted (for example, an absolute number or a percentage). The valid values are `ChangeInCapacity`, `ExactCapacity`, and `PercentChangeInCapacity`.

Required if the policy type is `StepScaling` or `SimpleScaling`. For more information, see [Scaling adjustment types](#) in the *Amazon EC2 Auto Scaling User Guide*.

Type: String

Length Constraints: Minimum length of 1. Maximum length of 255.

Pattern: `[\u0020-\u007F\u00E0-\u00FF\uD800-\uDC00-\uDBFF\uDFFF\r\n\t]*`

Required: No

### AutoScalingGroupName

The name of the Auto Scaling group.

Type: String

Length Constraints: Minimum length of 1. Maximum length of 255.

Pattern: `[\u0020-\uD7FF\uE000-\uFFFF\uD800\uDC00-\uDBFF\uDFFF\r\n\t]*`

Required: Yes

### Cooldown

A cooldown period, in seconds, that applies to a specific simple scaling policy. When a cooldown period is specified here, it overrides the default cooldown.

Valid only if the policy type is `SimpleScaling`. For more information, see [Scaling cooldowns for Amazon EC2 Auto Scaling](#) in the *Amazon EC2 Auto Scaling User Guide*.

Default: None

Type: Integer

Required: No

### Enabled

Indicates whether the scaling policy is enabled or disabled. The default is enabled. For more information, see [Disable a scaling policy for an Auto Scaling group](#) in the *Amazon EC2 Auto Scaling User Guide*.

Type: Boolean

Required: No

### EstimatedInstanceWarmup

*Not needed if the default instance warmup is defined for the group.*

The estimated time, in seconds, until a newly launched instance can contribute to the CloudWatch metrics. This warm-up period applies to instances launched due to a specific target tracking or step scaling policy. When a warm-up period is specified here, it overrides the default instance warmup.

Valid only if the policy type is `TargetTrackingScaling` or `StepScaling`.

#### Note

The default is to use the value for the default instance warmup defined for the group. If default instance warmup is null, then `EstimatedInstanceWarmup` falls back to the value of default cooldown.



Type: Integer

Required: No

### **MetricAggregationType**

The aggregation type for the CloudWatch metrics. The valid values are Minimum, Maximum, and Average. If the aggregation type is null, the value is treated as Average.

Valid only if the policy type is StepScaling.

Type: String

Length Constraints: Minimum length of 1. Maximum length of 32.

Pattern: `[\u0020-\uD7FF\uE000-\uFFFF\uD800\uDC00-\uDBFF\uDFFF\r\n\t]*`

Required: No

### **MinAdjustmentMagnitude**

The minimum value to scale by when the adjustment type is PercentChangeInCapacity. For example, suppose that you create a step scaling policy to scale out an Auto Scaling group by 25 percent and you specify a MinAdjustmentMagnitude of 2. If the group has 4 instances and the scaling policy is performed, 25 percent of 4 is 1. However, because you specified a MinAdjustmentMagnitude of 2, Amazon EC2 Auto Scaling scales out the group by 2 instances.

Valid only if the policy type is StepScaling or SimpleScaling. For more information, see [Scaling adjustment types](#) in the *Amazon EC2 Auto Scaling User Guide*.

#### **Note**

Some Auto Scaling groups use instance weights. In this case, set the MinAdjustmentMagnitude to a value that is at least as large as your largest instance weight.

Type: Integer

Required: No

## MinAdjustmentStep

*This parameter has been deprecated.*

Available for backward compatibility. Use MinAdjustmentMagnitude instead.

Type: Integer

Required: No

## PolicyName

The name of the policy.

Type: String

Length Constraints: Minimum length of 1. Maximum length of 255.

Pattern: `[\u0020-\uD7FF\uE000-\uFFFD\uD800\uDC00-\uDBFF\uDFFF\r\n\t]*`

Required: Yes

## PolicyType

One of the following policy types:

- TargetTrackingScaling
- StepScaling
- SimpleScaling (default)
- PredictiveScaling

Type: String

Length Constraints: Minimum length of 1. Maximum length of 64.

Pattern: `[\u0020-\uD7FF\uE000-\uFFFD\uD800\uDC00-\uDBFF\uDFFF\r\n\t]*`

Required: No

## PredictiveScalingConfiguration

A predictive scaling policy. Provides support for predefined and custom metrics.

Predefined metrics include CPU utilization, network in/out, and the Application Load Balancer request count.

Required if the policy type is `PredictiveScaling`.

Type: [PredictiveScalingConfiguration](#) object

Required: No

### ScalingAdjustment

The amount by which to scale, based on the specified adjustment type. A positive value adds to the current capacity while a negative number removes from the current capacity. For exact capacity, you must specify a non-negative value.

Required if the policy type is `SimpleScaling`. (Not used with any other policy type.)

Type: Integer

Required: No

### StepAdjustments.member.N

A set of adjustments that enable you to scale based on the size of the alarm breach.

Required if the policy type is `StepScaling`. (Not used with any other policy type.)

Type: Array of [StepAdjustment](#) objects

Required: No

### TargetTrackingConfiguration

A target tracking scaling policy. Provides support for predefined or custom metrics.

The following predefined metrics are available:

- `ASGAverageCPUUtilization`
- `ASGAverageNetworkIn`
- `ASGAverageNetworkOut`
- `ALBRequestCountPerTarget`

If you specify `ALBRequestCountPerTarget` for the metric, you must specify the `ResourceLabel` property with the `PredefinedMetricSpecification`.

Required if the policy type is `TargetTrackingScaling`.

Type: [TargetTrackingConfiguration](#) object

Required: No

## Response Elements

The following elements are returned by the service.

### Alarms.member.N

The CloudWatch alarms created for the target tracking scaling policy.

Type: Array of [Alarm](#) objects

### PolicyARN

The Amazon Resource Name (ARN) of the policy.

Type: String

Length Constraints: Minimum length of 1. Maximum length of 1600.

Pattern: `[\u0020-\uD7FF\uE000-\uFFFF\uD800\uDC00-\uDBFF\uDFFF\r\n\t]*`

## Errors

For information about the errors that are common to all actions, see [Common Errors](#).

### LimitExceeded

You have already reached a limit for your Amazon EC2 Auto Scaling resources (for example, Auto Scaling groups, launch configurations, or lifecycle hooks). For more information, see [DescribeAccountLimits](#).

HTTP Status Code: 400

### ResourceContention

You already have a pending update to an Amazon EC2 Auto Scaling resource (for example, an Auto Scaling group, instance, or load balancer).

HTTP Status Code: 500

## ServiceLinkedRoleFailure

The service-linked role is not yet ready for use.

HTTP Status Code: 500

## Examples

### Example

This example illustrates one usage of PutScalingPolicy.

### Sample Request

```
https://autoscaling.amazonaws.com/?Action=PutScalingPolicy
&AutoScalingGroupName=my-asg
&PolicyName=alb1000-target-tracking-scaling-policy
&PolicyType=TargetTrackingScaling
&TargetTrackingConfiguration.TargetValue=1000.0
&TargetTrackingConfiguration.PredefinedMetricSpecification.PredefinedMetricType=ALBRequestCount
&TargetTrackingConfiguration.PredefinedMetricSpecification.ResourceLabel=app%2Fmy-alb
%2F778d41231b141a0f%2Ftargetgroup%2Fmy-alb-target-group%2F943f017f100becff
&Version=2011-01-01
&AUTHPARAMS
```

### Sample Response

```
<PutScalingPolicyResponse xmlns="https://autoscaling.amazonaws.com/doc/2011-01-01/">
  <PutScalingPolicyResult>
    <PolicyARN>arn:aws:autoscaling:us-east-1:123456789012:scalingPolicy:228f02c2-
c665-4bfd-aaac-8b04080bea3c:autoScalingGroupName/my-asg:policyName/alb1000-target-
tracking-scaling-policy</PolicyARN>
    <Alarms>
      <member>
        <AlarmName>TargetTracking-my-asg-AlarmHigh-
fc0e4183-23ac-497e-9992-691c9980c38e</AlarmName>
        <AlarmARN>arn:aws:cloudwatch:us-east-1:123456789012:alarm:TargetTracking-my-
asg-AlarmHigh-fc0e4183-23ac-497e-9992-691c9980c38e</AlarmARN>
      </member>
      <member>
        <AlarmName>TargetTracking-my-asg-AlarmLow-61a39305-ed0c-47af-
bd9e-471a352ee1a2</AlarmName>
```

```
<AlarmARN>arn:aws:cloudwatch:us-east-1:123456789012:alarm:TargetTracking-my-
asg-AlarmLow-61a39305-ed0c-47af-bd9e-471a352ee1a2</AlarmARN>
  </member>
</Alarms>
</PutScalingPolicyResult>
<ResponseMetadata>
  <RequestId>7c6e177f-f082-11e1-ac58-3714bEXAMPLE</RequestId>
</ResponseMetadata>
</PutScalingPolicyResponse>
```

## See Also

For more information about using this API in one of the language-specific Amazon SDKs, see the following:

- [Amazon Command Line Interface](#)
- [Amazon SDK for .NET](#)
- [Amazon SDK for C++](#)
- [Amazon SDK for Go v2](#)
- [Amazon SDK for Java V2](#)
- [Amazon SDK for JavaScript V3](#)
- [Amazon SDK for Kotlin](#)
- [Amazon SDK for PHP V3](#)
- [Amazon SDK for Python](#)
- [Amazon SDK for Ruby V3](#)

# PutScheduledUpdateGroupAction

Creates or updates a scheduled scaling action for an Auto Scaling group.

For more information, see [Scheduled scaling](#) in the *Amazon EC2 Auto Scaling User Guide*.

You can view the scheduled actions for an Auto Scaling group using the [DescribeScheduledActions](#) API call. If you are no longer using a scheduled action, you can delete it by calling the [DeleteScheduledAction](#) API.

If you try to schedule your action in the past, Amazon EC2 Auto Scaling returns an error message.

## Request Parameters

For information about the parameters that are common to all actions, see [Common Parameters](#).

### AutoScalingGroupName

The name of the Auto Scaling group.

Type: String

Length Constraints: Minimum length of 1. Maximum length of 255.

Pattern: `[\u0020-\uD7FF\uE000-\uFFFF\uD800\uDC00-\uDBFF\uDFFF\r\n\t]*`

Required: Yes

### DesiredCapacity

The desired capacity is the initial capacity of the Auto Scaling group after the scheduled action runs and the capacity it attempts to maintain. It can scale beyond this capacity if you add more scaling conditions.

#### Note

You must specify at least one of the following properties: `MaxSize`, `MinSize`, or `DesiredCapacity`.

Type: Integer

Required: No

### **EndTime**

The date and time for the recurring schedule to end, in UTC. For example, "2021-06-01T00:00:00Z".

Type: Timestamp

Required: No

### **MaxSize**

The maximum size of the Auto Scaling group.

Type: Integer

Required: No

### **MinSize**

The minimum size of the Auto Scaling group.

Type: Integer

Required: No

### **Recurrence**

The recurring schedule for this action. This format consists of five fields separated by white spaces: [Minute] [Hour] [Day\_of\_Month] [Month\_of\_Year] [Day\_of\_Week]. The value must be in quotes (for example, "30 0 1 1,6,12 \*"). For more information about this format, see [Crontab](#).

When `StartTime` and `EndTime` are specified with `Recurrence`, they form the boundaries of when the recurring action starts and stops.

Cron expressions use Universal Coordinated Time (UTC) by default.

Type: String

Length Constraints: Minimum length of 1. Maximum length of 255.

Pattern: `[\u0020-\uD7FF\uE000-\uFFFF\uD800\uDC00-\uDBFF\uDFFF\r\n\t]*`

Required: No



## ScheduledActionName

The name of this scaling action.

Type: String

Length Constraints: Minimum length of 1. Maximum length of 255.

Pattern: `[\u0020-\uD7FF\uE000-\uFFFF\uD800\uDC00-\uDBFF\uDFFF\x\n\t]*`

Required: Yes

## StartTime

The date and time for this action to start, in YYYY-MM-DDThh:mm:ssZ format in UTC/GMT only and in quotes (for example, "2021-06-01T00:00:00Z").

If you specify `Recurrence` and `StartTime`, Amazon EC2 Auto Scaling performs the action at this time, and then performs the action based on the specified recurrence.

Type: Timestamp

Required: No

## Time

This property is no longer used.

Type: Timestamp

Required: No

## TimeZone

Specifies the time zone for a cron expression. If a time zone is not provided, UTC is used by default.

Valid values are the canonical names of the IANA time zones, derived from the IANA Time Zone Database (such as `Etc/GMT+9` or `Pacific/Tahiti`). For more information, see [https://en.wikipedia.org/wiki/List\\_of\\_tz\\_database\\_time\\_zones](https://en.wikipedia.org/wiki/List_of_tz_database_time_zones).

Type: String

Length Constraints: Minimum length of 1. Maximum length of 255.

Pattern: `[\u0020-\uD7FF\uE000-\uFFFF\uD800\uDC00-\uDBFF\uDFFF\r\n\t]*`

Required: No

## Errors

For information about the errors that are common to all actions, see [Common Errors](#).

### AlreadyExists

You already have an Auto Scaling group or launch configuration with this name.

HTTP Status Code: 400

### LimitExceeded

You have already reached a limit for your Amazon EC2 Auto Scaling resources (for example, Auto Scaling groups, launch configurations, or lifecycle hooks). For more information, see [DescribeAccountLimits](#).

HTTP Status Code: 400

### ResourceContention

You already have a pending update to an Amazon EC2 Auto Scaling resource (for example, an Auto Scaling group, instance, or load balancer).

HTTP Status Code: 500

## Examples

### Example 1: Schedule based on a specific date and time

This example illustrates one usage of `PutScheduledUpdateGroupAction`.

### Sample Request

```
https://autoscaling.amazonaws.com/?Action=PutScheduledUpdateGroupAction
&AutoScalingGroupName=my-asg
&ScheduledActionName=scale-out
&StartTime=2020-05-25T08:00:00Z
&DesiredCapacity=3
```

```
&Version=2011-01-01  
&AUTHPARAMS
```

## Example 2: Recurring Schedule

This example illustrates one usage of PutScheduledUpdateGroupAction.

### Sample Request

```
https://autoscaling.amazonaws.com/?Action="PutScheduledUpdateGroupAction  
&AutoScalingGroupName=my-asg  
&ScheduledActionName=scale-out-schedule-year  
&Recurrence="30 0 1 1,6,12 *"  
&DesiredCapacity=3  
&Version=2011-01-01  
&AUTHPARAMS
```

## See Also

For more information about using this API in one of the language-specific Amazon SDKs, see the following:

- [Amazon Command Line Interface](#)
- [Amazon SDK for .NET](#)
- [Amazon SDK for C++](#)
- [Amazon SDK for Go v2](#)
- [Amazon SDK for Java V2](#)
- [Amazon SDK for JavaScript V3](#)
- [Amazon SDK for Kotlin](#)
- [Amazon SDK for PHP V3](#)
- [Amazon SDK for Python](#)
- [Amazon SDK for Ruby V3](#)

# PutWarmPool

Creates or updates a warm pool for the specified Auto Scaling group. A warm pool is a pool of pre-initialized EC2 instances that sits alongside the Auto Scaling group. Whenever your application needs to scale out, the Auto Scaling group can draw on the warm pool to meet its new desired capacity.

This operation must be called from the Region in which the Auto Scaling group was created.

You can view the instances in the warm pool using the [DescribeWarmPool](#) API call. If you are no longer using a warm pool, you can delete it by calling the [DeleteWarmPool](#) API.

For more information, see [Warm pools for Amazon EC2 Auto Scaling](#) in the *Amazon EC2 Auto Scaling User Guide*.

## Request Parameters

For information about the parameters that are common to all actions, see [Common Parameters](#).

### AutoScalingGroupName

The name of the Auto Scaling group.

Type: String

Length Constraints: Minimum length of 1. Maximum length of 255.

Pattern: `[\u0020-\uD7FF\uE000-\uFFFF\uD800\uDC00-\uDBFF\uDFFF\x\n\t]*`

Required: Yes

### InstanceReusePolicy

Indicates whether instances in the Auto Scaling group can be returned to the warm pool on scale in. The default is to terminate instances in the Auto Scaling group when the group scales in.

Type: [InstanceReusePolicy](#) object

Required: No

## MaxGroupPreparedCapacity

Specifies the maximum number of instances that are allowed to be in the warm pool or in any state except `Terminated` for the Auto Scaling group. This is an optional property. Specify it only if you do not want the warm pool size to be determined by the difference between the group's maximum capacity and its desired capacity.

### Important

If a value for `MaxGroupPreparedCapacity` is not specified, Amazon EC2 Auto Scaling launches and maintains the difference between the group's maximum capacity and its desired capacity. If you specify a value for `MaxGroupPreparedCapacity`, Amazon EC2 Auto Scaling uses the difference between the `MaxGroupPreparedCapacity` and the desired capacity instead.

The size of the warm pool is dynamic. Only when `MaxGroupPreparedCapacity` and `MinSize` are set to the same value does the warm pool have an absolute size.

If the desired capacity of the Auto Scaling group is higher than the `MaxGroupPreparedCapacity`, the capacity of the warm pool is 0, unless you specify a value for `MinSize`. To remove a value that you previously set, include the property but specify -1 for the value.

Type: Integer

Valid Range: Minimum value of -1.

Required: No

## MinSize

Specifies the minimum number of instances to maintain in the warm pool. This helps you to ensure that there is always a certain number of warmed instances available to handle traffic spikes. Defaults to 0 if not specified.

Type: Integer

Valid Range: Minimum value of 0.

Required: No

## PoolState

Sets the instance state to transition to after the lifecycle actions are complete. Default is Stopped.

Type: String

Valid Values: Stopped | Running | Hibernated

Required: No

## Errors

For information about the errors that are common to all actions, see [Common Errors](#).

### LimitExceeded

You have already reached a limit for your Amazon EC2 Auto Scaling resources (for example, Auto Scaling groups, launch configurations, or lifecycle hooks). For more information, see [DescribeAccountLimits](#).

HTTP Status Code: 400

### ResourceContention

You already have a pending update to an Amazon EC2 Auto Scaling resource (for example, an Auto Scaling group, instance, or load balancer).

HTTP Status Code: 500

## Examples

### Example

This example illustrates one usage of PutWarmPool.

### Sample Request

```
https://autoscaling.amazonaws.com/?Action=PutWarmPool
&AutoScalingGroupName=my-asg
&MinSize=30
```

```
&PoolState=Hibernated
&InstanceReusePolicy.ReuseOnScaleIn=true
&Version=2011-01-01
&AUTHPARAMS
```

## See Also

For more information about using this API in one of the language-specific Amazon SDKs, see the following:

- [Amazon Command Line Interface](#)
- [Amazon SDK for .NET](#)
- [Amazon SDK for C++](#)
- [Amazon SDK for Go v2](#)
- [Amazon SDK for Java V2](#)
- [Amazon SDK for JavaScript V3](#)
- [Amazon SDK for Kotlin](#)
- [Amazon SDK for PHP V3](#)
- [Amazon SDK for Python](#)
- [Amazon SDK for Ruby V3](#)





## InstanceId

The ID of the instance.

Type: String

Length Constraints: Minimum length of 1. Maximum length of 19.

Pattern: `[\u0020-\uD7FF\uE000-\uFFFF\uD800\uDC00-\uDBFF\uDFFF\r\n\t]*`

Required: No

## LifecycleActionToken

A token that uniquely identifies a specific lifecycle action associated with an instance. Amazon EC2 Auto Scaling sends this token to the notification target that you specified when you created the lifecycle hook.

Type: String

Length Constraints: Fixed length of 36.

Required: No

## LifecycleHookName

The name of the lifecycle hook.

Type: String

Length Constraints: Minimum length of 1. Maximum length of 255.

Pattern: `[A-Za-z0-9\-\_\/]+`

Required: Yes

## Errors

For information about the errors that are common to all actions, see [Common Errors](#).

## ResourceContention

You already have a pending update to an Amazon EC2 Auto Scaling resource (for example, an Auto Scaling group, instance, or load balancer).

HTTP Status Code: 500

## See Also

For more information about using this API in one of the language-specific Amazon SDKs, see the following:

- [Amazon Command Line Interface](#)
- [Amazon SDK for .NET](#)
- [Amazon SDK for C++](#)
- [Amazon SDK for Go v2](#)
- [Amazon SDK for Java V2](#)
- [Amazon SDK for JavaScript V3](#)
- [Amazon SDK for Kotlin](#)
- [Amazon SDK for PHP V3](#)
- [Amazon SDK for Python](#)
- [Amazon SDK for Ruby V3](#)

## ResumeProcesses

Resumes the specified suspended auto scaling processes, or all suspended process, for the specified Auto Scaling group.

For more information, see [Suspend and resume Amazon EC2 Auto Scaling processes](#) in the *Amazon EC2 Auto Scaling User Guide*.

## Request Parameters

For information about the parameters that are common to all actions, see [Common Parameters](#).

### AutoScalingGroupName

The name of the Auto Scaling group.

Type: String

Length Constraints: Minimum length of 1. Maximum length of 255.

Pattern: `[\u0020-\uD7FF\uE000-\uFFFD\uD800\uDC00-\uDBFF\uDFFF\r\n\t]*`

Required: Yes

### ScalingProcesses.member.N

One or more of the following processes:

- Launch
- Terminate
- AddToLoadBalancer
- AlarmNotification
- AZRebalance
- HealthCheck
- InstanceRefresh
- ReplaceUnhealthy
- ScheduledActions

If you omit this property, all processes are specified.

Type: Array of strings

Length Constraints: Minimum length of 1. Maximum length of 255.

Pattern: `[\u0020-\uD7FF\uE000-\uFFFF\uD800\uDC00-\uDBFF\uDFFF\r\n\t]*`

Required: No

## Errors

For information about the errors that are common to all actions, see [Common Errors](#).

### ResourceContention

You already have a pending update to an Amazon EC2 Auto Scaling resource (for example, an Auto Scaling group, instance, or load balancer).

HTTP Status Code: 500

### ResourceInUse

The operation can't be performed because the resource is in use.

HTTP Status Code: 400

## Examples

### Example

This example illustrates one usage of `ResumeProcesses`.

### Sample Request

```
https://autoscaling.amazonaws.com/?Action=ResumeProcesses
&AutoScalingGroupName=my-asg
&ScalingProcesses.member.1=AlarmNotification
&Version=2011-01-01
&AUTHPARAMS
```

## See Also

For more information about using this API in one of the language-specific Amazon SDKs, see the following:

- [Amazon Command Line Interface](#)
- [Amazon SDK for .NET](#)
- [Amazon SDK for C++](#)
- [Amazon SDK for Go v2](#)
- [Amazon SDK for Java V2](#)
- [Amazon SDK for JavaScript V3](#)
- [Amazon SDK for Kotlin](#)
- [Amazon SDK for PHP V3](#)
- [Amazon SDK for Python](#)
- [Amazon SDK for Ruby V3](#)



## InstanceRefreshId

The instance refresh ID associated with the request. This is the unique ID assigned to the instance refresh when it was started.

Type: String

Length Constraints: Minimum length of 1. Maximum length of 255.

Pattern: `[\u0020-\uD7FF\uE000-\uFFFF\uD800\uDC00-\uDBFF\uDFFF\x\n\t]*`

## Errors

For information about the errors that are common to all actions, see [Common Errors](#).

### ActiveInstanceRefreshNotFound

The request failed because an active instance refresh or rollback for the specified Auto Scaling group was not found.

HTTP Status Code: 400

### IrreversibleInstanceRefresh

The request failed because a desired configuration was not found or an incompatible launch template (uses a Systems Manager parameter instead of an AMI ID) or launch template version (`$Latest` or `$Default`) is present on the Auto Scaling group.

HTTP Status Code: 400

### LimitExceeded

You have already reached a limit for your Amazon EC2 Auto Scaling resources (for example, Auto Scaling groups, launch configurations, or lifecycle hooks). For more information, see [DescribeAccountLimits](#).

HTTP Status Code: 400

### ResourceContention

You already have a pending update to an Amazon EC2 Auto Scaling resource (for example, an Auto Scaling group, instance, or load balancer).

HTTP Status Code: 500

## See Also

For more information about using this API in one of the language-specific Amazon SDKs, see the following:

- [Amazon Command Line Interface](#)
- [Amazon SDK for .NET](#)
- [Amazon SDK for C++](#)
- [Amazon SDK for Go v2](#)
- [Amazon SDK for Java V2](#)
- [Amazon SDK for JavaScript V3](#)
- [Amazon SDK for Kotlin](#)
- [Amazon SDK for PHP V3](#)
- [Amazon SDK for Python](#)
- [Amazon SDK for Ruby V3](#)



# SetDesiredCapacity

Sets the size of the specified Auto Scaling group.

If a scale-in activity occurs as a result of a new `DesiredCapacity` value that is lower than the current size of the group, the Auto Scaling group uses its termination policy to determine which instances to terminate.

For more information, see [Manual scaling](#) in the *Amazon EC2 Auto Scaling User Guide*.

## Request Parameters

For information about the parameters that are common to all actions, see [Common Parameters](#).

### AutoScalingGroupName

The name of the Auto Scaling group.

Type: String

Length Constraints: Minimum length of 1. Maximum length of 255.

Pattern: `[\u0020-\uD7FF\uE000-\uFFFD\uD800\uDC00-\uDBFF\uDFFF\r\n\t]*`

Required: Yes

### DesiredCapacity

The desired capacity is the initial capacity of the Auto Scaling group after this operation completes and the capacity it attempts to maintain.

Type: Integer

Required: Yes

### HonorCooldown

Indicates whether Amazon EC2 Auto Scaling waits for the cooldown period to complete before initiating a scaling activity to set your Auto Scaling group to its new capacity. By default, Amazon EC2 Auto Scaling does not honor the cooldown period during manual scaling activities.

Type: Boolean

Required: No

## Errors

For information about the errors that are common to all actions, see [Common Errors](#).

### ResourceContention

You already have a pending update to an Amazon EC2 Auto Scaling resource (for example, an Auto Scaling group, instance, or load balancer).

HTTP Status Code: 500

### ScalingActivityInProgress

The operation can't be performed because there are scaling activities in progress.

HTTP Status Code: 400

## Examples

### Example

This example illustrates one usage of `SetDesiredCapacity`.

### Sample Request

```
https://autoscaling.amazonaws.com/?Action=SetDesiredCapacity
&AutoScalingGroupName=my-asg
&HonorCooldown=false
&DesiredCapacity=2
&Version=2011-01-01
&AUTHPARAMS
```

## See Also

For more information about using this API in one of the language-specific Amazon SDKs, see the following:

- [Amazon Command Line Interface](#)
- [Amazon SDK for .NET](#)
- [Amazon SDK for C++](#)

- [Amazon SDK for Go v2](#)
- [Amazon SDK for Java V2](#)
- [Amazon SDK for JavaScript V3](#)
- [Amazon SDK for Kotlin](#)
- [Amazon SDK for PHP V3](#)
- [Amazon SDK for Python](#)
- [Amazon SDK for Ruby V3](#)

# SetInstanceHealth

Sets the health status of the specified instance.

For more information, see [Set up a custom health check for your Auto Scaling group](#) in the *Amazon EC2 Auto Scaling User Guide*.

## Request Parameters

For information about the parameters that are common to all actions, see [Common Parameters](#).

### HealthStatus

The health status of the instance. Set to `Healthy` to have the instance remain in service. Set to `Unhealthy` to have the instance be out of service. Amazon EC2 Auto Scaling terminates and replaces the unhealthy instance.

Type: String

Length Constraints: Minimum length of 1. Maximum length of 32.

Pattern: `[\u0020-\uD7FF\uE000-\uFFFF\uD800\uDC00-\uDBFF\uDFFF\r\n\t]*`

Required: Yes

### InstanceId

The ID of the instance.

Type: String

Length Constraints: Minimum length of 1. Maximum length of 19.

Pattern: `[\u0020-\uD7FF\uE000-\uFFFF\uD800\uDC00-\uDBFF\uDFFF\r\n\t]*`

Required: Yes

### ShouldRespectGracePeriod

If the Auto Scaling group of the specified instance has a `HealthCheckGracePeriod` specified for the group, by default, this call respects the grace period. Set this to `False`, to have the call not respect the grace period associated with the group.

For more information about the health check grace period, see [Set the health check grace period for an Auto Scaling group](#) in the *Amazon EC2 Auto Scaling User Guide*.

Type: Boolean

Required: No

## Errors

For information about the errors that are common to all actions, see [Common Errors](#).

### ResourceContention

You already have a pending update to an Amazon EC2 Auto Scaling resource (for example, an Auto Scaling group, instance, or load balancer).

HTTP Status Code: 500

## Examples

### Example

This example illustrates one usage of SetInstanceHealth.

### Sample Request

```
https://autoscaling.amazonaws.com/?Action=SetInstanceHealth
&InstanceId=i-1234567890abcdef0
&HealthStatus=Unhealthy
&Version=2011-01-01
&AUTHPARAMS
```

## See Also

For more information about using this API in one of the language-specific Amazon SDKs, see the following:

- [Amazon Command Line Interface](#)
- [Amazon SDK for .NET](#)

- [Amazon SDK for C++](#)
- [Amazon SDK for Go v2](#)
- [Amazon SDK for Java V2](#)
- [Amazon SDK for JavaScript V3](#)
- [Amazon SDK for Kotlin](#)
- [Amazon SDK for PHP V3](#)
- [Amazon SDK for Python](#)
- [Amazon SDK for Ruby V3](#)

# SetInstanceProtection

Updates the instance protection settings of the specified instances. This operation cannot be called on instances in a warm pool.

For more information, see [Use instance scale-in protection](#) in the *Amazon EC2 Auto Scaling User Guide*.

If you exceed your maximum limit of instance IDs, which is 50 per Auto Scaling group, the call fails.

## Request Parameters

For information about the parameters that are common to all actions, see [Common Parameters](#).

### AutoScalingGroupName

The name of the Auto Scaling group.

Type: String

Length Constraints: Minimum length of 1. Maximum length of 255.

Pattern: `[\u0020-\uD7FF\uE000-\uFFFF\uD800\uDC00-\uDBFF\uDFFF\r\n\t]*`

Required: Yes

### InstanceIds.member.N

One or more instance IDs. You can specify up to 50 instances.

Type: Array of strings

Length Constraints: Minimum length of 1. Maximum length of 19.

Pattern: `[\u0020-\uD7FF\uE000-\uFFFF\uD800\uDC00-\uDBFF\uDFFF\r\n\t]*`

Required: Yes

### ProtectedFromScaleIn

Indicates whether the instance is protected from termination by Amazon EC2 Auto Scaling when scaling in.

Type: Boolean

Required: Yes

## Errors

For information about the errors that are common to all actions, see [Common Errors](#).

### LimitExceeded

You have already reached a limit for your Amazon EC2 Auto Scaling resources (for example, Auto Scaling groups, launch configurations, or lifecycle hooks). For more information, see [DescribeAccountLimits](#).

HTTP Status Code: 400

### ResourceContention

You already have a pending update to an Amazon EC2 Auto Scaling resource (for example, an Auto Scaling group, instance, or load balancer).

HTTP Status Code: 500

## Examples

### Example

This example illustrates one usage of SetInstanceProtection.

### Sample Request

```
https://autoscaling.amazonaws.com/?Action=SetInstanceProtection
&AutoScalingGroupName=my-asg
&InstanceIds.member.1=i-1234567890abcdef0
&ProtectedFromScaleIn=false
&Version=2011-01-01
&AUTHPARAMS
```

## See Also

For more information about using this API in one of the language-specific Amazon SDKs, see the following:



- [Amazon Command Line Interface](#)
- [Amazon SDK for .NET](#)
- [Amazon SDK for C++](#)
- [Amazon SDK for Go v2](#)
- [Amazon SDK for Java V2](#)
- [Amazon SDK for JavaScript V3](#)
- [Amazon SDK for Kotlin](#)
- [Amazon SDK for PHP V3](#)
- [Amazon SDK for Python](#)
- [Amazon SDK for Ruby V3](#)

# StartInstanceRefresh

Starts an instance refresh.

This operation is part of the [instance refresh feature](#) in Amazon EC2 Auto Scaling, which helps you update instances in your Auto Scaling group. This feature is helpful, for example, when you have a new AMI or a new user data script. You just need to create a new launch template that specifies the new AMI or user data script. Then start an instance refresh to immediately begin the process of updating instances in the group.

If successful, the request's response contains a unique ID that you can use to track the progress of the instance refresh. To query its status, call the [DescribeInstanceRefreshes](#) API. To describe the instance refreshes that have already run, call the [DescribeInstanceRefreshes](#) API. To cancel an instance refresh that is in progress, use the [CancelInstanceRefresh](#) API.

An instance refresh might fail for several reasons, such as EC2 launch failures, misconfigured health checks, or not ignoring or allowing the termination of instances that are in Standby state or protected from scale in. You can monitor for failed EC2 launches using the scaling activities. To find the scaling activities, call the [DescribeScalingActivities](#) API.

If you enable auto rollback, your Auto Scaling group will be rolled back automatically when the instance refresh fails. You can enable this feature before starting an instance refresh by specifying the `AutoRollback` property in the instance refresh preferences. Otherwise, to roll back an instance refresh before it finishes, use the [RollbackInstanceRefresh](#) API.

## Request Parameters

For information about the parameters that are common to all actions, see [Common Parameters](#).

### AutoScalingGroupName

The name of the Auto Scaling group.

Type: String

Length Constraints: Minimum length of 1. Maximum length of 255.

Pattern: `[\u0020-\uD7FF\uE000-\uFFFF\uD800\uDC00-\uDBFF\uDFFF\x\n\t]*`

Required: Yes

## DesiredConfiguration

The desired configuration. For example, the desired configuration can specify a new launch template or a new version of the current launch template.

Once the instance refresh succeeds, Amazon EC2 Auto Scaling updates the settings of the Auto Scaling group to reflect the new desired configuration.

### Note

When you specify a new launch template or a new version of the current launch template for your desired configuration, consider enabling the `SkipMatching` property in preferences. If it's enabled, Amazon EC2 Auto Scaling skips replacing instances that already use the specified launch template and instance types. This can help you reduce the number of replacements that are required to apply updates.

Type: [DesiredConfiguration](#) object

Required: No

## Preferences

Sets your preferences for the instance refresh so that it performs as expected when you start it. Includes the instance warmup time, the minimum and maximum healthy percentages, and the behaviors that you want Amazon EC2 Auto Scaling to use if instances that are in Standby state or protected from scale in are found. You can also choose to enable additional features, such as the following:

- Auto rollback
- Checkpoints
- CloudWatch alarms
- Skip matching
- Bake time

Type: [RefreshPreferences](#) object

Required: No

## Strategy

The strategy to use for the instance refresh. The only valid value is `Rolling`.

Type: String

Valid Values: Rolling

Required: No

## Response Elements

The following element is returned by the service.

### InstanceRefreshId

A unique ID for tracking the progress of the instance refresh.

Type: String

Length Constraints: Minimum length of 1. Maximum length of 255.

Pattern: `[\u0020-\u007F\uE000-\uFFFF\uD800\uDC00-\uDBFF\uDFFF\r\n\t]*`

## Errors

For information about the errors that are common to all actions, see [Common Errors](#).

### InstanceRefreshInProgress

The request failed because an active instance refresh already exists for the specified Auto Scaling group.

HTTP Status Code: 400

### LimitExceeded

You have already reached a limit for your Amazon EC2 Auto Scaling resources (for example, Auto Scaling groups, launch configurations, or lifecycle hooks). For more information, see [DescribeAccountLimits](#).

HTTP Status Code: 400

### ResourceContention

You already have a pending update to an Amazon EC2 Auto Scaling resource (for example, an Auto Scaling group, instance, or load balancer).

HTTP Status Code: 500

## Examples

### Example

This example illustrates one usage of StartInstanceRefresh.

### Sample Request

```
https://autoscaling.amazonaws.com/?Action=StartInstanceRefresh
&AutoScalingGroupName=my-asg
&Preferences.AutoRollback=true
&Preferences.InstanceWarmup=200
&Preferences.MinHealthyPercentage=90
&Preferences.MaxHealthyPercentage=120
&Version=2011-01-01
&AUTHPARAMS
```

### Sample Response

```
<StartInstanceRefreshResponse xmlns="https://autoscaling.amazonaws.com/
doc/2011-01-01/">
  <StartInstanceRefreshResult>
    <InstanceRefreshId>ccfd3c2f-edb3-470d-af32-52cc57d201ca</InstanceRefreshId>
  </StartInstanceRefreshResult>
  <ResponseMetadata>
    <RequestId>7c6e177f-f082-11e1-ac58-3714bEXAMPLE</RequestId>
  </ResponseMetadata>
</StartInstanceRefreshResponse>
```

## See Also

For more information about using this API in one of the language-specific Amazon SDKs, see the following:

- [Amazon Command Line Interface](#)
- [Amazon SDK for .NET](#)
- [Amazon SDK for C++](#)

- [Amazon SDK for Go v2](#)
- [Amazon SDK for Java V2](#)
- [Amazon SDK for JavaScript V3](#)
- [Amazon SDK for Kotlin](#)
- [Amazon SDK for PHP V3](#)
- [Amazon SDK for Python](#)
- [Amazon SDK for Ruby V3](#)

# SuspendProcesses

Suspends the specified auto scaling processes, or all processes, for the specified Auto Scaling group.

If you suspend either the Launch or Terminate process types, it can prevent other process types from functioning properly. For more information, see [Suspend and resume Amazon EC2 Auto Scaling processes](#) in the *Amazon EC2 Auto Scaling User Guide*.

To resume processes that have been suspended, call the [ResumeProcesses](#) API.

## Request Parameters

For information about the parameters that are common to all actions, see [Common Parameters](#).

### AutoScalingGroupName

The name of the Auto Scaling group.

Type: String

Length Constraints: Minimum length of 1. Maximum length of 255.

Pattern: `[\u0020-\uD7FF\uE000-\uFFFF\uD800\uDC00-\uDBFF\uDFFF\r\n\t]*`

Required: Yes

### ScalingProcesses.member.N

One or more of the following processes:

- Launch
- Terminate
- AddToLoadBalancer
- AlarmNotification
- AZRebalance
- HealthCheck
- InstanceRefresh
- ReplaceUnhealthy

- `ScheduledActions`

If you omit this property, all processes are specified.

Type: Array of strings

Length Constraints: Minimum length of 1. Maximum length of 255.

Pattern: `[\u0020-\uD7FF\uE000-\uFFFF\uD800\uDC00-\uDBFF\uDFFF\r\n\t]*`

Required: No

## Errors

For information about the errors that are common to all actions, see [Common Errors](#).

### ResourceContention

You already have a pending update to an Amazon EC2 Auto Scaling resource (for example, an Auto Scaling group, instance, or load balancer).

HTTP Status Code: 500

### ResourceInUse

The operation can't be performed because the resource is in use.

HTTP Status Code: 400

## Examples

### Example

This example illustrates one usage of `SuspendProcesses`.

### Sample Request

```
https://autoscaling.amazonaws.com/?Action=SuspendProcesses
&AutoScalingGroupName=my-asg
&ScalingProcesses.member.1=AlarmNotification
&Version=2011-01-01
```



&AUTHPARAMS

## See Also

For more information about using this API in one of the language-specific Amazon SDKs, see the following:

- [Amazon Command Line Interface](#)
- [Amazon SDK for .NET](#)
- [Amazon SDK for C++](#)
- [Amazon SDK for Go v2](#)
- [Amazon SDK for Java V2](#)
- [Amazon SDK for JavaScript V3](#)
- [Amazon SDK for Kotlin](#)
- [Amazon SDK for PHP V3](#)
- [Amazon SDK for Python](#)
- [Amazon SDK for Ruby V3](#)

# TerminateInstanceInAutoScalingGroup

Terminates the specified instance and optionally adjusts the desired group size. This operation cannot be called on instances in a warm pool.

This call simply makes a termination request. The instance is not terminated immediately. When an instance is terminated, the instance status changes to `terminated`. You can't connect to or start an instance after you've terminated it.

If you do not specify the option to decrement the desired capacity, Amazon EC2 Auto Scaling launches instances to replace the ones that are terminated.

By default, Amazon EC2 Auto Scaling balances instances across all Availability Zones. If you decrement the desired capacity, your Auto Scaling group can become unbalanced between Availability Zones. Amazon EC2 Auto Scaling tries to rebalance the group, and rebalancing might terminate instances in other zones. For more information, see [Manual scaling](#) in the *Amazon EC2 Auto Scaling User Guide*.

## Request Parameters

For information about the parameters that are common to all actions, see [Common Parameters](#).

### InstanceId

The ID of the instance.

Type: String

Length Constraints: Minimum length of 1. Maximum length of 19.

Pattern: `[\u0020-\uD7FF\uE000-\uFFFF\uD800\uDC00-\uDBFF\uDFFF\x\n\t]*`

Required: Yes

### ShouldDecrementDesiredCapacity

Indicates whether terminating the instance also decrements the size of the Auto Scaling group.

Type: Boolean

Required: Yes

## Response Elements

The following element is returned by the service.

### Activity

A scaling activity.

Type: [Activity](#) object

## Errors

For information about the errors that are common to all actions, see [Common Errors](#).

### ResourceContention

You already have a pending update to an Amazon EC2 Auto Scaling resource (for example, an Auto Scaling group, instance, or load balancer).

HTTP Status Code: 500

### ScalingActivityInProgress

The operation can't be performed because there are scaling activities in progress.

HTTP Status Code: 400

## Examples

### Example

This example illustrates one usage of `TerminateInstanceInAutoScalingGroup`.

### Sample Request

```
https://autoscaling.amazonaws.com/?Action=TerminateInstanceInAutoScalingGroup
&InstanceId=i-1234567890abcdef0
&ShouldDecrementDesiredCapacity=true
&Version=2011-01-01
&AUTHPARAMS
```

## Sample Response

```
<TerminateInstanceInAutoScalingGroupResponse xmlns="https://autoscaling.amazonaws.com/doc/2011-01-01/">
  <TerminateInstanceInAutoScalingGroupResult>
    <Activity>
      <AutoScalingGroupName>my-asg</AutoScalingGroupName>
      <ActivityId>12345678-1234-1234-1234-123456789012</ActivityId>
      <Description>Terminating EC2 instance: i-1234567890abcdef0</Description>
      <Cause>At 2022-06-14T00:07:30Z instance i-1234567890abcdef0 was taken out of
service in response to a user request, shrinking the capacity from 4 to 3.</Cause>
      <StartTime>2022-06-14T00:07:30.280Z</StartTime>
      <Details>{"Availability Zone":"us-
east-1a", "SubnetID":"subnet-057fa0918fEXAMPLE"}</Details>
      <Progress>0</Progress>
      <StatusCode>InProgress</StatusCode>
    </Activity>
  </TerminateInstanceInAutoScalingGroupResult>
  <ResponseMetadata>
    <RequestId>7c6e177f-f082-11e1-ac58-3714bEXAMPLE</RequestId>
  </ResponseMetadata>
</TerminateInstanceInAutoScalingGroupResponse>
```

## See Also

For more information about using this API in one of the language-specific Amazon SDKs, see the following:

- [Amazon Command Line Interface](#)
- [Amazon SDK for .NET](#)
- [Amazon SDK for C++](#)
- [Amazon SDK for Go v2](#)
- [Amazon SDK for Java V2](#)
- [Amazon SDK for JavaScript V3](#)
- [Amazon SDK for Kotlin](#)
- [Amazon SDK for PHP V3](#)
- [Amazon SDK for Python](#)
- [Amazon SDK for Ruby V3](#)



# UpdateAutoScalingGroup

**We strongly recommend that all Auto Scaling groups use launch templates to ensure full functionality for Amazon EC2 Auto Scaling and Amazon EC2.**

Updates the configuration for the specified Auto Scaling group.

To update an Auto Scaling group, specify the name of the group and the property that you want to change. Any properties that you don't specify are not changed by this update request. The new settings take effect on any scaling activities after this call returns.

If you associate a new launch configuration or template with an Auto Scaling group, all new instances will get the updated configuration. Existing instances continue to run with the configuration that they were originally launched with. When you update a group to specify a mixed instances policy instead of a launch configuration or template, existing instances may be replaced to match the new purchasing options that you specified in the policy. For example, if the group currently has 100% On-Demand capacity and the policy specifies 50% Spot capacity, this means that half of your instances will be gradually terminated and relaunched as Spot Instances. When replacing instances, Amazon EC2 Auto Scaling launches new instances before terminating the old ones, so that updating your group does not compromise the performance or availability of your application.

Note the following about changing `DesiredCapacity`, `MaxSize`, or `MinSize`:

- If a scale-in activity occurs as a result of a new `DesiredCapacity` value that is lower than the current size of the group, the Auto Scaling group uses its termination policy to determine which instances to terminate.
- If you specify a new value for `MinSize` without specifying a value for `DesiredCapacity`, and the new `MinSize` is larger than the current size of the group, this sets the group's `DesiredCapacity` to the new `MinSize` value.
- If you specify a new value for `MaxSize` without specifying a value for `DesiredCapacity`, and the new `MaxSize` is smaller than the current size of the group, this sets the group's `DesiredCapacity` to the new `MaxSize` value.

To see which properties have been set, call the [DescribeAutoScalingGroups](#) API. To view the scaling policies for an Auto Scaling group, call the [DescribePolicies](#) API. If the group has scaling policies, you can update them by calling the [PutScalingPolicy](#) API.

## Request Parameters

For information about the parameters that are common to all actions, see [Common Parameters](#).

### **AutoScalingGroupName**

The name of the Auto Scaling group.

Type: String

Length Constraints: Minimum length of 1. Maximum length of 255.

Pattern: `[\u0020-\uD7FF\uE000-\uFFFF\uD800\uDC00-\uDBFF\uDFFF\r\n\t]*`

Required: Yes

### **AvailabilityZoneDistribution**

The instance capacity distribution across Availability Zones.

Type: [AvailabilityZoneDistribution](#) object

Required: No

### **AvailabilityZoneImpairmentPolicy**

The policy for Availability Zone impairment.

Type: [AvailabilityZoneImpairmentPolicy](#) object

Required: No

### **AvailabilityZones.member.N**

One or more Availability Zones for the group.

Type: Array of strings

Length Constraints: Minimum length of 1. Maximum length of 255.

Pattern: `[\u0020-\uD7FF\uE000-\uFFFF\uD800\uDC00-\uDBFF\uDFFF\r\n\t]*`

Required: No

### **CapacityRebalance**

Enables or disables Capacity Rebalancing. If Capacity Rebalancing is disabled, proactive replacement of at-risk Spot Instances does not occur. For more information, see [Capacity](#)

[Rebalancing in Auto Scaling to replace at-risk Spot Instances](#) in the *Amazon EC2 Auto Scaling User Guide*.

**Note**

To suspend rebalancing across Availability Zones, use the [SuspendProcesses](#) API.

Type: Boolean

Required: No

### **CapacityReservationSpecification**

The capacity reservation specification for the Auto Scaling group.

Type: [CapacityReservationSpecification](#) object

Required: No

### **Context**

Reserved.

Type: String

Required: No

### **DefaultCooldown**

*Only needed if you use simple scaling policies.*

The amount of time, in seconds, between one scaling activity ending and another one starting due to simple scaling policies. For more information, see [Scaling cooldowns for Amazon EC2 Auto Scaling](#) in the *Amazon EC2 Auto Scaling User Guide*.

Type: Integer

Required: No

### **DefaultInstanceWarmup**

The amount of time, in seconds, until a new instance is considered to have finished initializing and resource consumption to become stable after it enters the InService state.



During an instance refresh, Amazon EC2 Auto Scaling waits for the warm-up period after it replaces an instance before it moves on to replacing the next instance. Amazon EC2 Auto Scaling also waits for the warm-up period before aggregating the metrics for new instances with existing instances in the Amazon CloudWatch metrics that are used for scaling, resulting in more reliable usage data. For more information, see [Set the default instance warmup for an Auto Scaling group](#) in the *Amazon EC2 Auto Scaling User Guide*.

**⚠ Important**

To manage various warm-up settings at the group level, we recommend that you set the default instance warmup, *even if it is set to 0 seconds*. To remove a value that you previously set, include the property but specify -1 for the value. However, we strongly recommend keeping the default instance warmup enabled by specifying a value of 0 or other nominal value.

Type: Integer

Required: No

### **DesiredCapacity**

The desired capacity is the initial capacity of the Auto Scaling group after this operation completes and the capacity it attempts to maintain. This number must be greater than or equal to the minimum size of the group and less than or equal to the maximum size of the group.

Type: Integer

Required: No

### **DesiredCapacityType**

The unit of measurement for the value specified for desired capacity. Amazon EC2 Auto Scaling supports `DesiredCapacityType` for attribute-based instance type selection only. For more information, see [Create a mixed instances group using attribute-based instance type selection](#) in the *Amazon EC2 Auto Scaling User Guide*.

By default, Amazon EC2 Auto Scaling specifies `units`, which translates into number of instances.

Valid values: `units` | `vcpu` | `memory-mib`

Type: String

Length Constraints: Minimum length of 1. Maximum length of 255.

Pattern: `[\u0020-\uD7FF\uE000-\uFFFF\uD800\uDC00-\uDBFF\uDFFF\r\n\t]*`

Required: No

### HealthCheckGracePeriod

The amount of time, in seconds, that Amazon EC2 Auto Scaling waits before checking the health status of an EC2 instance that has come into service and marking it unhealthy due to a failed health check. This is useful if your instances do not immediately pass their health checks after they enter the `InService` state. For more information, see [Set the health check grace period for an Auto Scaling group](#) in the *Amazon EC2 Auto Scaling User Guide*.

Type: Integer

Required: No

### HealthCheckType

A comma-separated value string of one or more health check types.

The valid values are `EC2`, `EBS`, `ELB`, and `VPC_LATTICE`. `EC2` is the default health check and cannot be disabled. For more information, see [Health checks for instances in an Auto Scaling group](#) in the *Amazon EC2 Auto Scaling User Guide*.

Only specify `EC2` if you must clear a value that was previously set.

Type: String

Length Constraints: Minimum length of 1. Maximum length of 32.

Pattern: `[\u0020-\uD7FF\uE000-\uFFFF\uD800\uDC00-\uDBFF\uDFFF\r\n\t]*`

Required: No

### InstanceMaintenancePolicy

An instance maintenance policy. For more information, see [Set instance maintenance policy](#) in the *Amazon EC2 Auto Scaling User Guide*.

Type: [InstanceMaintenancePolicy](#) object

Required: No

### LaunchConfigurationName

The name of the launch configuration. If you specify `LaunchConfigurationName` in your update request, you can't specify `LaunchTemplate` or `MixedInstancesPolicy`.

Type: String

Length Constraints: Minimum length of 1. Maximum length of 255.

Pattern: `[\u0020-\uD7FF\uE000-\uFFFF\uD800\uDC00-\uDBFF\uDFFF\r\n\t]*`

Required: No

### LaunchTemplate

The launch template and version to use to specify the updates. If you specify `LaunchTemplate` in your update request, you can't specify `LaunchConfigurationName` or `MixedInstancesPolicy`.

Type: [LaunchTemplateSpecification](#) object

Required: No

### MaxInstanceLifetime

The maximum amount of time, in seconds, that an instance can be in service. The default is null. If specified, the value must be either 0 or a number equal to or greater than 86,400 seconds (1 day). To clear a previously set value, specify a new value of 0. For more information, see [Replacing Auto Scaling instances based on maximum instance lifetime](#) in the *Amazon EC2 Auto Scaling User Guide*.

Type: Integer

Required: No

### MaxSize

The maximum size of the Auto Scaling group.

#### Note

With a mixed instances policy that uses instance weighting, Amazon EC2 Auto Scaling may need to go above `MaxSize` to meet your capacity requirements. In this event,

Amazon EC2 Auto Scaling will never go above `MaxSize` by more than your largest instance weight (weights that define how many units each instance contributes to the desired capacity of the group).

Type: Integer

Required: No

### **MinSize**

The minimum size of the Auto Scaling group.

Type: Integer

Required: No

### **MixedInstancesPolicy**

The mixed instances policy. For more information, see [Auto Scaling groups with multiple instance types and purchase options](#) in the *Amazon EC2 Auto Scaling User Guide*.

Type: [MixedInstancesPolicy](#) object

Required: No

### **NewInstancesProtectedFromScaleIn**

Indicates whether newly launched instances are protected from termination by Amazon EC2 Auto Scaling when scaling in. For more information about preventing instances from terminating on scale in, see [Use instance scale-in protection](#) in the *Amazon EC2 Auto Scaling User Guide*.

Type: Boolean

Required: No

### **PlacementGroup**

The name of an existing placement group into which to launch your instances. To remove the placement group setting, pass an empty string for `placement-group`. For more information about placement groups, see [Placement groups](#) in the *Amazon EC2 User Guide for Linux Instances*.

**Note**

A *cluster* placement group is a logical grouping of instances within a single Availability Zone. You cannot specify multiple Availability Zones and a cluster placement group.

Type: String

Length Constraints: Minimum length of 0. Maximum length of 255.

Pattern: `[\u0020-\uD7FF\uE000-\uFFFF\uD800\uDC00-\uDBFF\uDFFF\r\n\t]*`

Required: No

**ServiceLinkedRoleARN**

The Amazon Resource Name (ARN) of the service-linked role that the Auto Scaling group uses to call other Amazon Web Services on your behalf. For more information, see [Service-linked roles](#) in the *Amazon EC2 Auto Scaling User Guide*.

Type: String

Length Constraints: Minimum length of 1. Maximum length of 1600.

Pattern: `[\u0020-\uD7FF\uE000-\uFFFF\uD800\uDC00-\uDBFF\uDFFF\r\n\t]*`

Required: No

**SkipZonalShiftValidation**

If you enable zonal shift with cross-zone disabled load balancers, capacity could become imbalanced across Availability Zones. To skip the validation, specify `true`. For more information, see [Auto Scaling group zonal shift](#) in the *Amazon EC2 Auto Scaling User Guide*.

Type: Boolean

Required: No

**TerminationPolicies.member.N**

A policy or a list of policies that are used to select the instances to terminate. The policies are executed in the order that you list them. For more information, see [Configure termination policies for Amazon EC2 Auto Scaling](#) in the *Amazon EC2 Auto Scaling User Guide*.

Valid values: Default | AllocationStrategy | ClosestToNextInstanceHour | NewestInstance | OldestInstance | OldestLaunchConfiguration | OldestLaunchTemplate | arn:aws:lambda:region:account-id:function:my-function:my-alias

Type: Array of strings

Length Constraints: Minimum length of 1. Maximum length of 1600.

Pattern: `[\u0020-\uD7FF\uE000-\uFFFD\uD800\uDC00-\uDBFF\uDFFF\r\n\t]*`

Required: No

### **VPCZoneIdentifier**

A comma-separated list of subnet IDs for a virtual private cloud (VPC). If you specify `VPCZoneIdentifier` with `AvailabilityZones`, the subnets that you specify must reside in those Availability Zones.

Type: String

Length Constraints: Minimum length of 1. Maximum length of 5000.

Pattern: `[\u0020-\uD7FF\uE000-\uFFFD\uD800\uDC00-\uDBFF\uDFFF\r\n\t]*`

Required: No

## **Errors**

For information about the errors that are common to all actions, see [Common Errors](#).

### **ResourceContention**

You already have a pending update to an Amazon EC2 Auto Scaling resource (for example, an Auto Scaling group, instance, or load balancer).

HTTP Status Code: 500

### **ScalingActivityInProgress**

The operation can't be performed because there are scaling activities in progress.

HTTP Status Code: 400

## ServiceLinkedRoleFailure

The service-linked role is not yet ready for use.

HTTP Status Code: 500

## Examples

### Example 1: Update the health check settings of an existing Auto Scaling group

This example updates the health check settings for the Auto Scaling group `my-asg`.

#### Sample Request

```
https://autoscaling.amazonaws.com/?Action=UpdateAutoScalingGroup
&AutoScalingGroupName=my-asg
&HealthCheckType=ELB
&HealthCheckGracePeriod=300
&Version=2011-01-01
&AUTHPARAMS
```

### Example 2: Update the VPC subnets of an existing Auto Scaling group

This example updates the VPC subnets for the Auto Scaling group `my-asg`.

#### Sample Request

```
https://autoscaling.amazonaws.com/?Action=UpdateAutoScalingGroup
&AutoScalingGroupName=my-asg
&VPCZoneIdentifier=subnet-057fa0918fEXAMPLE%2Csubnet-610acd08EXAMPLE
%2Csubnet-530fc83aEXAMPLE
&Version=2011-01-01
&AUTHPARAMS
```

## See Also

For more information about using this API in one of the language-specific Amazon SDKs, see the following:

- [Amazon Command Line Interface](#)

- [Amazon SDK for .NET](#)
- [Amazon SDK for C++](#)
- [Amazon SDK for Go v2](#)
- [Amazon SDK for Java V2](#)
- [Amazon SDK for JavaScript V3](#)
- [Amazon SDK for Kotlin](#)
- [Amazon SDK for PHP V3](#)
- [Amazon SDK for Python](#)
- [Amazon SDK for Ruby V3](#)



# Data Types

The Auto Scaling API contains several data types that various actions use. This section describes each data type in detail.

## Note

The order of each element in a data type structure is not guaranteed. Applications should not assume a particular order.

The following data types are supported:

- [AcceleratorCountRequest](#)
- [AcceleratorTotalMemoryMiBRequest](#)
- [Activity](#)
- [AdjustmentType](#)
- [Alarm](#)
- [AlarmSpecification](#)
- [AutoScalingGroup](#)
- [AutoScalingInstanceDetails](#)
- [AvailabilityZoneDistribution](#)
- [AvailabilityZoneImpairmentPolicy](#)
- [BaselineEbsBandwidthMbpsRequest](#)
- [BaselinePerformanceFactorsRequest](#)
- [BlockDeviceMapping](#)
- [CapacityForecast](#)
- [CapacityReservationSpecification](#)
- [CapacityReservationTarget](#)
- [CpuPerformanceFactorRequest](#)
- [CustomizedMetricSpecification](#)
- [DesiredConfiguration](#)
- [Ebs](#)

- [EnabledMetric](#)
- [FailedScheduledUpdateGroupActionRequest](#)
- [Filter](#)
- [Instance](#)
- [InstanceMaintenancePolicy](#)
- [InstanceMetadataOptions](#)
- [InstanceMonitoring](#)
- [InstanceRefresh](#)
- [InstanceRefreshLivePoolProgress](#)
- [InstanceRefreshProgressDetails](#)
- [InstanceRefreshWarmPoolProgress](#)
- [InstanceRequirements](#)
- [InstanceReusePolicy](#)
- [InstancesDistribution](#)
- [LaunchConfiguration](#)
- [LaunchTemplate](#)
- [LaunchTemplateOverrides](#)
- [LaunchTemplateSpecification](#)
- [LifecycleHook](#)
- [LifecycleHookSpecification](#)
- [LoadBalancerState](#)
- [LoadBalancerTargetGroupState](#)
- [LoadForecast](#)
- [MemoryGiBPerVCpuRequest](#)
- [MemoryMiBRequest](#)
- [Metric](#)
- [MetricCollectionType](#)
- [MetricDataQuery](#)
- [MetricDimension](#)
- [MetricGranularityType](#)

- [MetricStat](#)
- [MixedInstancesPolicy](#)
- [NetworkBandwidthGbpsRequest](#)
- [NetworkInterfaceCountRequest](#)
- [NotificationConfiguration](#)
- [PerformanceFactorReferenceRequest](#)
- [PredefinedMetricSpecification](#)
- [PredictiveScalingConfiguration](#)
- [PredictiveScalingCustomizedCapacityMetric](#)
- [PredictiveScalingCustomizedLoadMetric](#)
- [PredictiveScalingCustomizedScalingMetric](#)
- [PredictiveScalingMetricSpecification](#)
- [PredictiveScalingPredefinedLoadMetric](#)
- [PredictiveScalingPredefinedMetricPair](#)
- [PredictiveScalingPredefinedScalingMetric](#)
- [ProcessType](#)
- [RefreshPreferences](#)
- [RollbackDetails](#)
- [ScalingPolicy](#)
- [ScheduledUpdateGroupAction](#)
- [ScheduledUpdateGroupActionRequest](#)
- [StepAdjustment](#)
- [SuspendedProcess](#)
- [Tag](#)
- [TagDescription](#)
- [TargetTrackingConfiguration](#)
- [TargetTrackingMetricDataQuery](#)
- [TargetTrackingMetricStat](#)
- [TotalLocalStorageGBRequest](#)
- [TrafficSourceIdentifier](#)

- [TrafficSourceState](#)
- [VCpuCountRequest](#)
- [WarmPoolConfiguration](#)

# AcceleratorCountRequest

Specifies the minimum and maximum for the `AcceleratorCount` object when you specify [InstanceRequirements](#) for an Auto Scaling group.

## Contents

### Max

The maximum value.

Type: Integer

Valid Range: Minimum value of 0.

Required: No

### Min

The minimum value.

Type: Integer

Valid Range: Minimum value of 0.

Required: No

## See Also

For more information about using this API in one of the language-specific Amazon SDKs, see the following:

- [Amazon SDK for C++](#)
- [Amazon SDK for Java V2](#)
- [Amazon SDK for Ruby V3](#)

# AcceleratorTotalMemoryMiBRequest

Specifies the minimum and maximum for the `AcceleratorTotalMemoryMiB` object when you specify [InstanceRequirements](#) for an Auto Scaling group.

## Contents

### Max

The memory maximum in MiB.

Type: Integer

Valid Range: Minimum value of 0.

Required: No

### Min

The memory minimum in MiB.

Type: Integer

Valid Range: Minimum value of 0.

Required: No

## See Also

For more information about using this API in one of the language-specific Amazon SDKs, see the following:

- [Amazon SDK for C++](#)
- [Amazon SDK for Java V2](#)
- [Amazon SDK for Ruby V3](#)

# Activity

Describes scaling activity, which is a long-running process that represents a change to your Auto Scaling group, such as changing its size or replacing an instance.

## Contents

### ActivityId

The ID of the activity.

Type: String

Pattern: `[\u0020-\uD7FF\uE000-\uFFFF\uD800\uDC00-\uDBFF\uDFFF\r\n\t]*`

Required: Yes

### AutoScalingGroupName

The name of the Auto Scaling group.

Type: String

Length Constraints: Minimum length of 1. Maximum length of 255.

Pattern: `[\u0020-\uD7FF\uE000-\uFFFF\uD800\uDC00-\uDBFF\uDFFF\r\n\t]*`

Required: Yes

### Cause

The reason the activity began.

Type: String

Length Constraints: Minimum length of 1. Maximum length of 1023.

Pattern: `[\u0020-\uD7FF\uE000-\uFFFF\uD800\uDC00-\uDBFF\uDFFF\r\n\t]*`

Required: Yes

### StartTime

The start time of the activity.

Type: Timestamp

Required: Yes

### **StatusCode**

The current status of the activity.

Type: String

Valid Values: PendingSpotBidPlacement | WaitingForSpotInstanceRequestId | WaitingForSpotInstanceId | WaitingForInstanceId | PreInService | InProgress | WaitingForELBConnectionDraining | MidLifecycleAction | WaitingForInstanceWarmup | Successful | Failed | Cancelled | WaitingForConnectionDraining

Required: Yes

### **AutoScalingGroupARN**

The Amazon Resource Name (ARN) of the Auto Scaling group.

Type: String

Length Constraints: Minimum length of 1. Maximum length of 1600.

Pattern: `[\u0020-\uD7FF\uE000-\uFFFF\uD800\uDC00-\uDBFF\uDFFF\r\n\t]*`

Required: No

### **AutoScalingGroupState**

The state of the Auto Scaling group, which is either InService or Deleted.

Type: String

Length Constraints: Minimum length of 1. Maximum length of 32.

Required: No

### **Description**

A friendly, more verbose description of the activity.

Type: String



Pattern: `[\u0020-\uD7FF\uE000-\uFFFF\uD800\uDC00-\uDBFF\uDFFF\r\n\t]*`

Required: No

## Details

The details about the activity.

Type: String

Pattern: `[\u0020-\uD7FF\uE000-\uFFFF\uD800\uDC00-\uDBFF\uDFFF\r\n\t]*`

Required: No

## EndTime

The end time of the activity.

Type: Timestamp

Required: No

## Progress

A value between 0 and 100 that indicates the progress of the activity.

Type: Integer

Required: No

## StatusMessage

A friendly, more verbose description of the activity status.

Type: String

Length Constraints: Minimum length of 1. Maximum length of 255.

Pattern: `[\u0020-\uD7FF\uE000-\uFFFF\uD800\uDC00-\uDBFF\uDFFF\r\n\t]*`

Required: No

## See Also

For more information about using this API in one of the language-specific Amazon SDKs, see the following:

- [Amazon SDK for C++](#)
- [Amazon SDK for Java V2](#)
- [Amazon SDK for Ruby V3](#)

# AdjustmentType

Describes a policy adjustment type.

## Contents

### AdjustmentType

The policy adjustment type. The valid values are `ChangeInCapacity`, `ExactCapacity`, and `PercentChangeInCapacity`.

Type: String

Length Constraints: Minimum length of 1. Maximum length of 255.

Pattern: `[\u0020-\uD7FF\uE000-\uFFFF\uD800\uDC00-\uDBFF\uDFFF\r\n\t]*`

Required: No

## See Also

For more information about using this API in one of the language-specific Amazon SDKs, see the following:

- [Amazon SDK for C++](#)
- [Amazon SDK for Java V2](#)
- [Amazon SDK for Ruby V3](#)

# Alarm

Describes an alarm.

## Contents

### AlarmARN

The Amazon Resource Name (ARN) of the alarm.

Type: String

Length Constraints: Minimum length of 1. Maximum length of 1600.

Pattern: `[\u0020-\uD7FF\uE000-\uFFFD\uD800\uDC00-\uDBFF\uDFFF\r\n\t]*`

Required: No

### AlarmName

The name of the alarm.

Type: String

Length Constraints: Minimum length of 1. Maximum length of 255.

Pattern: `[\u0020-\uD7FF\uE000-\uFFFD\uD800\uDC00-\uDBFF\uDFFF\r\n\t]*`

Required: No

## See Also

For more information about using this API in one of the language-specific Amazon SDKs, see the following:

- [Amazon SDK for C++](#)
- [Amazon SDK for Java V2](#)
- [Amazon SDK for Ruby V3](#)

# AlarmSpecification

Specifies the CloudWatch alarm specification to use in an instance refresh.

## Contents

### Alarms.member.N

The names of one or more CloudWatch alarms to monitor for the instance refresh. You can specify up to 10 alarms.

Type: Array of strings

Length Constraints: Minimum length of 1. Maximum length of 255.

Pattern: `[\u0020-\uD7FF\uE000-\uFFFF\uD800\uDC00-\uDBFF\uDFFF\r\n\t]*`

Required: No

## See Also

For more information about using this API in one of the language-specific Amazon SDKs, see the following:

- [Amazon SDK for C++](#)
- [Amazon SDK for Java V2](#)
- [Amazon SDK for Ruby V3](#)

# AutoScalingGroup

Describes an Auto Scaling group.

## Contents

### AutoScalingGroupName

The name of the Auto Scaling group.

Type: String

Length Constraints: Minimum length of 1. Maximum length of 255.

Pattern: `[\u0020-\uD7FF\uE000-\uFFFF\uD800\uDC00-\uDBFF\uDFFF\r\n\t]*`

Required: Yes

### AvailabilityZones.member.N

One or more Availability Zones for the group.

Type: Array of strings

Length Constraints: Minimum length of 1. Maximum length of 255.

Pattern: `[\u0020-\uD7FF\uE000-\uFFFF\uD800\uDC00-\uDBFF\uDFFF\r\n\t]*`

Required: Yes

### CreatedTime

The date and time the group was created.

Type: Timestamp

Required: Yes

### DefaultCooldown

The duration of the default cooldown period, in seconds.

Type: Integer

Required: Yes

## DesiredCapacity

The desired size of the group.

Type: Integer

Required: Yes

## HealthCheckType

A comma-separated value string of one or more health check types.

Type: String

Length Constraints: Minimum length of 1. Maximum length of 32.

Pattern: `[\u0020-\u007F\uE000-\uFFFF\uD800\uDC00-\uDBFF\uDFFF\r\n\t]*`

Required: Yes

## MaxSize

The maximum size of the group.

Type: Integer

Required: Yes

## MinSize

The minimum size of the group.

Type: Integer

Required: Yes

## AutoScalingGroupARN

The Amazon Resource Name (ARN) of the Auto Scaling group.

Type: String

Length Constraints: Minimum length of 1. Maximum length of 1600.

Pattern: `[\u0020-\u007F\uE000-\uFFFF\uD800\uDC00-\uDBFF\uDFFF\r\n\t]*`

Required: No

### **AvailabilityZoneDistribution**

The instance capacity distribution across Availability Zones.

Type: [AvailabilityZoneDistribution](#) object

Required: No

### **AvailabilityZoneImpairmentPolicy**

The Availability Zone impairment policy.

Type: [AvailabilityZoneImpairmentPolicy](#) object

Required: No

### **CapacityRebalance**

Indicates whether Capacity Rebalancing is enabled.

Type: Boolean

Required: No

### **CapacityReservationSpecification**

The capacity reservation specification.

Type: [CapacityReservationSpecification](#) object

Required: No

### **Context**

Reserved.

Type: String

Required: No

### **DefaultInstanceWarmup**

The duration of the default instance warmup, in seconds.

Type: Integer



Required: No

### **DesiredCapacityType**

The unit of measurement for the value specified for desired capacity. Amazon EC2 Auto Scaling supports `DesiredCapacityType` for attribute-based instance type selection only.

Type: String

Length Constraints: Minimum length of 1. Maximum length of 255.

Pattern: `[\u0020-\uD7FF\uE000-\uFFFD\uD800\uDC00-\uDBFF\uDFFF\r\n\t]*`

Required: No

### **EnabledMetrics.member.N**

The metrics enabled for the group.

Type: Array of [EnabledMetric](#) objects

Required: No

### **HealthCheckGracePeriod**

The duration of the health check grace period, in seconds.

Type: Integer

Required: No

### **InstanceMaintenancePolicy**

An instance maintenance policy.

Type: [InstanceMaintenancePolicy](#) object

Required: No

### **Instances.member.N**

The EC2 instances associated with the group.

Type: Array of [Instance](#) objects

Required: No

## LaunchConfigurationName

The name of the associated launch configuration.

Type: String

Length Constraints: Minimum length of 1. Maximum length of 255.

Pattern: `[\u0020-\uD7FF\uE000-\uFFFD\uD800\uDC00-\uDBFF\uDFFF\r\n\t]*`

Required: No

## LaunchTemplate

The launch template for the group.

Type: [LaunchTemplateSpecification](#) object

Required: No

## LoadBalancerNames.member.N

One or more load balancers associated with the group.

Type: Array of strings

Length Constraints: Minimum length of 1. Maximum length of 255.

Pattern: `[\u0020-\uD7FF\uE000-\uFFFD\uD800\uDC00-\uDBFF\uDFFF\r\n\t]*`

Required: No

## MaxInstanceLifetime

The maximum amount of time, in seconds, that an instance can be in service.

Valid Range: Minimum value of 0.

Type: Integer

Required: No

## MixedInstancesPolicy

The mixed instances policy for the group.

Type: [MixedInstancesPolicy](#) object

Required: No

### **NewInstancesProtectedFromScaleIn**

Indicates whether newly launched instances are protected from termination by Amazon EC2 Auto Scaling when scaling in. For more information about preventing instances from terminating on scale in, see [Use instance scale-in protection](#) in the *Amazon EC2 Auto Scaling User Guide*.

Type: Boolean

Required: No

### **PlacementGroup**

The name of the placement group into which to launch your instances, if any.

Type: String

Length Constraints: Minimum length of 1. Maximum length of 255.

Pattern: `[\u0020-\u007F\uE000-\uFFFF\uD800\uDC00-\uDBFF\uDFFF\r\n\t]*`

Required: No

### **PredictedCapacity**

The predicted capacity of the group when it has a predictive scaling policy.

Type: Integer

Required: No

### **ServiceLinkedRoleARN**

The Amazon Resource Name (ARN) of the service-linked role that the Auto Scaling group uses to call other Amazon Web Services on your behalf.

Type: String

Length Constraints: Minimum length of 1. Maximum length of 1600.

Pattern: `[\u0020-\u007F\uE000-\uFFFF\uD800\uDC00-\uDBFF\uDFFF\r\n\t]*`

Required: No

## Status

The current state of the group when the [DeleteAutoScalingGroup](#) operation is in progress.

Type: String

Length Constraints: Minimum length of 1. Maximum length of 255.

Pattern: `[\u0020-\uD7FF\uE000-\uFFFD\uD800\uDC00-\uDBFF\uDFFF\r\n\t]*`

Required: No

## SuspendedProcesses.member.N

The suspended processes associated with the group.

Type: Array of [SuspendedProcess](#) objects

Required: No

## Tags.member.N

The tags for the group.

Type: Array of [TagDescription](#) objects

Required: No

## TargetGroupARNs.member.N

The Amazon Resource Names (ARN) of the target groups for your load balancer.

Type: Array of strings

Length Constraints: Minimum length of 1. Maximum length of 511.

Pattern: `[\u0020-\uD7FF\uE000-\uFFFD\uD800\uDC00-\uDBFF\uDFFF\r\n\t]*`

Required: No

## TerminationPolicies.member.N

The termination policies for the group.

Type: Array of strings

Length Constraints: Minimum length of 1. Maximum length of 1600.

Pattern: `[\\u0020-\\uD7FF\\uE000-\\uFFFF\\uD800\\uDC00-\\uDBFF\\uDFFF\\r\\n\\t]*`

Required: No

### **TrafficSources.member.N**

The traffic sources associated with this Auto Scaling group.

Type: Array of [TrafficSourceIdentifier](#) objects

Required: No

### **VPCZoneIdentifier**

One or more subnet IDs, if applicable, separated by commas.

Type: String

Length Constraints: Minimum length of 1. Maximum length of 5000.

Pattern: `[\\u0020-\\uD7FF\\uE000-\\uFFFF\\uD800\\uDC00-\\uDBFF\\uDFFF\\r\\n\\t]*`

Required: No

### **WarmPoolConfiguration**

The warm pool for the group.

Type: [WarmPoolConfiguration](#) object

Required: No

### **WarmPoolSize**

The current size of the warm pool.

Type: Integer

Required: No

## **See Also**

For more information about using this API in one of the language-specific Amazon SDKs, see the following:

- [Amazon SDK for C++](#)
- [Amazon SDK for Java V2](#)
- [Amazon SDK for Ruby V3](#)

# AutoScalingInstanceDetails

Describes an EC2 instance associated with an Auto Scaling group.

## Contents

### AutoScalingGroupName

The name of the Auto Scaling group for the instance.

Type: String

Length Constraints: Minimum length of 1. Maximum length of 255.

Pattern: `[\u0020-\uD7FF\uE000-\uFFFF\uD800\uDC00-\uDBFF\uDFFF\r\n\t]*`

Required: Yes

### AvailabilityZone

The Availability Zone for the instance.

Type: String

Length Constraints: Minimum length of 1. Maximum length of 255.

Pattern: `[\u0020-\uD7FF\uE000-\uFFFF\uD800\uDC00-\uDBFF\uDFFF\r\n\t]*`

Required: Yes

### HealthStatus

The last reported health status of this instance. `Healthy` means that the instance is healthy and should remain in service. `Unhealthy` means that the instance is unhealthy and Amazon EC2 Auto Scaling should terminate and replace it.

Type: String

Length Constraints: Minimum length of 1. Maximum length of 32.

Pattern: `[\u0020-\uD7FF\uE000-\uFFFF\uD800\uDC00-\uDBFF\uDFFF\r\n\t]*`

Required: Yes

## InstanceId

The ID of the instance.

Type: String

Length Constraints: Minimum length of 1. Maximum length of 19.

Pattern: `[\u0020-\uD7FF\uE000-\uFFFD\uD800\uDC00-\uDBFF\uDFFF\r\n\t]*`

Required: Yes

## LifecycleState

The lifecycle state for the instance. The Quarantined state is not used. For more information, see [Amazon EC2 Auto Scaling instance lifecycle](#) in the *Amazon EC2 Auto Scaling User Guide*.

Valid values: Pending | Pending:Wait | Pending:Proceed | Quarantined | InService | Terminating | Terminating:Wait | Terminating:Proceed | Terminated | Detaching | Detached | EnteringStandby | Standby | Warmed:Pending | Warmed:Pending:Wait | Warmed:Pending:Proceed | Warmed:Terminating | Warmed:Terminating:Wait | Warmed:Terminating:Proceed | Warmed:Terminated | Warmed:Stopped | Warmed:Running

Type: String

Length Constraints: Minimum length of 1. Maximum length of 32.

Pattern: `[\u0020-\uD7FF\uE000-\uFFFD\uD800\uDC00-\uDBFF\uDFFF\r\n\t]*`

Required: Yes

## ProtectedFromScaleIn

Indicates whether the instance is protected from termination by Amazon EC2 Auto Scaling when scaling in.

Type: Boolean

Required: Yes

## InstanceType

The instance type of the EC2 instance.

Type: String



Length Constraints: Minimum length of 1. Maximum length of 255.

Pattern: `[\u0020-\uD7FF\uE000-\uFFFF\uD800\uDC00-\uDBFF\uDFFF\r\n\t]*`

Required: No

### **LaunchConfigurationName**

The launch configuration used to launch the instance. This value is not available if you attached the instance to the Auto Scaling group.

Type: String

Length Constraints: Minimum length of 1. Maximum length of 255.

Pattern: `[\u0020-\uD7FF\uE000-\uFFFF\uD800\uDC00-\uDBFF\uDFFF\r\n\t]*`

Required: No

### **LaunchTemplate**

The launch template for the instance.

Type: [LaunchTemplateSpecification](#) object

Required: No

### **WeightedCapacity**

The number of capacity units contributed by the instance based on its instance type.

Valid Range: Minimum value of 1. Maximum value of 999.

Type: String

Length Constraints: Minimum length of 1. Maximum length of 3.

Pattern: `^\[\u0031-\u0039\][\u0030-\u0039]{0,2}$`

Required: No

## **See Also**

For more information about using this API in one of the language-specific Amazon SDKs, see the following:

- [Amazon SDK for C++](#)
- [Amazon SDK for Java V2](#)
- [Amazon SDK for Ruby V3](#)

# AvailabilityZoneDistribution

Describes an Availability Zone distribution.

## Contents

### CapacityDistributionStrategy

If launches fail in an Availability Zone, the following strategies are available. The default is `balanced-best-effort`.

- `balanced-only` - If launches fail in an Availability Zone, Auto Scaling will continue to attempt to launch in the unhealthy zone to preserve a balanced distribution.
- `balanced-best-effort` - If launches fail in an Availability Zone, Auto Scaling will attempt to launch in another healthy Availability Zone instead.

Type: String

Valid Values: `balanced-only` | `balanced-best-effort`

Required: No

## See Also

For more information about using this API in one of the language-specific Amazon SDKs, see the following:

- [Amazon SDK for C++](#)
- [Amazon SDK for Java V2](#)
- [Amazon SDK for Ruby V3](#)

# AvailabilityZoneImpairmentPolicy

Describes an Availability Zone impairment policy.

## Contents

### ImpairedZoneHealthCheckBehavior

Specifies the health check behavior for the impaired Availability Zone in an active zonal shift. If you select `Replace_unhealthy`, instances that appear unhealthy will be replaced in all Availability Zones. If you select `Ignore_unhealthy`, instances will not be replaced in the Availability Zone with the active zonal shift. For more information, see [Auto Scaling group zonal shift](#) in the *Amazon EC2 Auto Scaling User Guide*.

Type: String

Valid Values: `ReplaceUnhealthy` | `IgnoreUnhealthy`

Required: No

### ZonalShiftEnabled

If `true`, enable zonal shift for your Auto Scaling group.

Type: Boolean

Required: No

## See Also

For more information about using this API in one of the language-specific Amazon SDKs, see the following:

- [Amazon SDK for C++](#)
- [Amazon SDK for Java V2](#)
- [Amazon SDK for Ruby V3](#)

# BaselineEbsBandwidthMbpsRequest

Specifies the minimum and maximum for the `BaselineEbsBandwidthMbps` object when you specify [InstanceRequirements](#) for an Auto Scaling group.

## Contents

### Max

The maximum value in Mbps.

Type: Integer

Valid Range: Minimum value of 0.

Required: No

### Min

The minimum value in Mbps.

Type: Integer

Valid Range: Minimum value of 0.

Required: No

## See Also

For more information about using this API in one of the language-specific Amazon SDKs, see the following:

- [Amazon SDK for C++](#)
- [Amazon SDK for Java V2](#)
- [Amazon SDK for Ruby V3](#)

# BaselinePerformanceFactorsRequest

The baseline performance to consider, using an instance family as a baseline reference. The instance family establishes the lowest acceptable level of performance. Auto Scaling uses this baseline to guide instance type selection, but there is no guarantee that the selected instance types will always exceed the baseline for every application.

Currently, this parameter only supports CPU performance as a baseline performance factor. For example, specifying `c6i` uses the CPU performance of the `c6i` family as the baseline reference.

## Contents

### Cpu

The CPU performance to consider, using an instance family as the baseline reference.

Type: [CpuPerformanceFactorRequest](#) object

Required: No

## See Also

For more information about using this API in one of the language-specific Amazon SDKs, see the following:

- [Amazon SDK for C++](#)
- [Amazon SDK for Java V2](#)
- [Amazon SDK for Ruby V3](#)

# BlockDeviceMapping

Describes a block device mapping.

## Contents

### DeviceName

The device name assigned to the volume (for example, `/dev/sdh` or `xvdh`). For more information, see [Device naming on Linux instances](#) in the *Amazon EC2 User Guide for Linux Instances*.

#### Note

To define a block device mapping, set the device name and exactly one of the following properties: `Ebs`, `NoDevice`, or `VirtualName`.

Type: String

Length Constraints: Minimum length of 1. Maximum length of 255.

Pattern: `[\u0020-\uD7FF\uE000-\uFFFD\uD800\uDC00-\uDBFF\uDFFF\r\n\t]*`

Required: Yes

### Ebs

Information to attach an EBS volume to an instance at launch.

Type: [Ebs](#) object

Required: No

### NoDevice

Setting this value to `true` prevents a volume that is included in the block device mapping of the AMI from being mapped to the specified device name at launch.

If `NoDevice` is `true` for the root device, instances might fail the EC2 health check. In that case, Amazon EC2 Auto Scaling launches replacement instances.

Type: Boolean

Required: No

## VirtualName

The name of the instance store volume (virtual device) to attach to an instance at launch. The name must be in the form ephemeralX where X is a number starting from zero (0), for example, ephemeral0.

Type: String

Length Constraints: Minimum length of 1. Maximum length of 255.

Pattern: `[\u0020-\uD7FF\uE000-\uFFFD\uD800\uDC00-\uDBFF\uDFFF\r\n\t]*`

Required: No

## See Also

For more information about using this API in one of the language-specific Amazon SDKs, see the following:

- [Amazon SDK for C++](#)
- [Amazon SDK for Java V2](#)
- [Amazon SDK for Ruby V3](#)



# CapacityForecast

A `GetPredictiveScalingForecast` call returns the capacity forecast for a predictive scaling policy. This structure includes the data points for that capacity forecast, along with the timestamps of those data points.

## Contents

### Timestamps.member.N

The timestamps for the data points, in UTC format.

Type: Array of timestamps

Required: Yes

### Values.member.N

The values of the data points.

Type: Array of doubles

Required: Yes

## See Also

For more information about using this API in one of the language-specific Amazon SDKs, see the following:

- [Amazon SDK for C++](#)
- [Amazon SDK for Java V2](#)
- [Amazon SDK for Ruby V3](#)

# CapacityReservationSpecification

Describes the Capacity Reservation preference and targeting options. If you specify open or none for CapacityReservationPreference, do not specify a CapacityReservationTarget.

## Contents

### CapacityReservationPreference

The capacity reservation preference. The following options are available:

- `capacity-reservations-only` - Auto Scaling will only launch instances into a Capacity Reservation or Capacity Reservation resource group. If capacity isn't available, instances will fail to launch.
- `capacity-reservations-first` - Auto Scaling will try to launch instances into a Capacity Reservation or Capacity Reservation resource group first. If capacity isn't available, instances will run in On-Demand capacity.
- `none` - Auto Scaling will not launch instances into a Capacity Reservation. Instances will run in On-Demand capacity.
- `default` - Auto Scaling uses the Capacity Reservation preference from your launch template or an open Capacity Reservation.

Type: String

Valid Values: `capacity-reservations-only` | `capacity-reservations-first` | `none` | `default`

Required: No

### CapacityReservationTarget

Describes a target Capacity Reservation or Capacity Reservation resource group.

Type: [CapacityReservationTarget](#) object

Required: No

## See Also

For more information about using this API in one of the language-specific Amazon SDKs, see the following:

- [Amazon SDK for C++](#)
- [Amazon SDK for Java V2](#)
- [Amazon SDK for Ruby V3](#)

# CapacityReservationTarget

The target for the Capacity Reservation. Specify Capacity Reservations IDs or Capacity Reservation resource group ARNs.

## Contents

### CapacityReservationIds.member.N

The Capacity Reservation IDs to launch instances into.

Type: Array of strings

Length Constraints: Minimum length of 1. Maximum length of 255.

Pattern: [A-Za-z0-9\-\\_\/]+

Required: No

### CapacityReservationResourceGroupArns.member.N

The resource group ARNs of the Capacity Reservation to launch instances into.

Type: Array of strings

Length Constraints: Minimum length of 1. Maximum length of 1600.

Pattern: [\u0020-\u007F\u00E000-\u00FFFD\u00800\u00DC00-\u00DBFF\u00DFFF\u00r\n\t]\*

Required: No

## See Also

For more information about using this API in one of the language-specific Amazon SDKs, see the following:

- [Amazon SDK for C++](#)
- [Amazon SDK for Java V2](#)
- [Amazon SDK for Ruby V3](#)

# CpuPerformanceFactorRequest

The CPU performance to consider, using an instance family as the baseline reference.

## Contents

### Reference.item.N

Specify an instance family to use as the baseline reference for CPU performance. All instance types that match your specified attributes will be compared against the CPU performance of the referenced instance family, regardless of CPU manufacturer or architecture differences.

#### Note

Currently only one instance family can be specified in the list.

Type: Array of [PerformanceFactorReferenceRequest](#) objects

Required: No

## See Also

For more information about using this API in one of the language-specific Amazon SDKs, see the following:

- [Amazon SDK for C++](#)
- [Amazon SDK for Java V2](#)
- [Amazon SDK for Ruby V3](#)

# CustomizedMetricSpecification

Represents a CloudWatch metric of your choosing for a target tracking scaling policy to use with Amazon EC2 Auto Scaling.

To create your customized metric specification:

- Add values for each required property from CloudWatch. You can use an existing metric, or a new metric that you create. To use your own metric, you must first publish the metric to CloudWatch. For more information, see [Publish custom metrics](#) in the *Amazon CloudWatch User Guide*.
- Choose a metric that changes proportionally with capacity. The value of the metric should increase or decrease in inverse proportion to the number of capacity units. That is, the value of the metric should decrease when capacity increases.

For more information about the CloudWatch terminology below, see [Amazon CloudWatch concepts](#).

## Note

Each individual service provides information about the metrics, namespace, and dimensions they use. For more information, see [Amazon services that publish CloudWatch metrics](#) in the *Amazon CloudWatch User Guide*.

## Contents

### Dimensions.member.N

The dimensions of the metric.

Conditional: If you published your metric with dimensions, you must specify the same dimensions in your scaling policy.

Type: Array of [MetricDimension](#) objects

Required: No

## MetricName

The name of the metric. To get the exact metric name, namespace, and dimensions, inspect the [Metric](#) object that is returned by a call to [ListMetrics](#).

Type: String

Required: No

## Metrics.member.N

The metrics to include in the target tracking scaling policy, as a metric data query. This can include both raw metric and metric math expressions.

Type: Array of [TargetTrackingMetricDataQuery](#) objects

Required: No

## Namespace

The namespace of the metric.

Type: String

Required: No

## Period

The period of the metric in seconds. The default value is 60. Accepted values are 10, 30, and 60. For high resolution metric, set the value to less than 60. For more information, see [Create a target tracking policy using high-resolution metrics for faster response](#).

Type: Integer

Valid Range: Minimum value of 1.

Required: No

## Statistic

The statistic of the metric.

Type: String

Valid Values: Average | Minimum | Maximum | SampleCount | Sum

Required: No

## Unit

The unit of the metric. For a complete list of the units that CloudWatch supports, see the [MetricDatum](#) data type in the *Amazon CloudWatch API Reference*.

Type: String

Required: No

## See Also

For more information about using this API in one of the language-specific Amazon SDKs, see the following:

- [Amazon SDK for C++](#)
- [Amazon SDK for Java V2](#)
- [Amazon SDK for Ruby V3](#)



# DesiredConfiguration

Describes the desired configuration for an instance refresh.

If you specify a desired configuration, you must specify either a `LaunchTemplate` or a `MixedInstancesPolicy`.

## Contents

### LaunchTemplate

Describes the launch template and the version of the launch template that Amazon EC2 Auto Scaling uses to launch Amazon EC2 instances. For more information about launch templates, see [Launch templates](#) in the *Amazon EC2 Auto Scaling User Guide*.

Type: [LaunchTemplateSpecification](#) object

Required: No

### MixedInstancesPolicy

Use this structure to launch multiple instance types and On-Demand Instances and Spot Instances within a single Auto Scaling group.

A mixed instances policy contains information that Amazon EC2 Auto Scaling can use to launch instances and help optimize your costs. For more information, see [Auto Scaling groups with multiple instance types and purchase options](#) in the *Amazon EC2 Auto Scaling User Guide*.

Type: [MixedInstancesPolicy](#) object

Required: No

## See Also

For more information about using this API in one of the language-specific Amazon SDKs, see the following:

- [Amazon SDK for C++](#)
- [Amazon SDK for Java V2](#)
- [Amazon SDK for Ruby V3](#)



# Ebs

Describes information used to set up an Amazon EBS volume specified in a block device mapping.

## Contents

### DeleteOnTermination

Indicates whether the volume is deleted on instance termination. For Amazon EC2 Auto Scaling, the default value is `true`.

Type: Boolean

Required: No

### Encrypted

Specifies whether the volume should be encrypted. Encrypted EBS volumes can only be attached to instances that support Amazon EBS encryption. For more information, see [Requirements for Amazon EBS encryption](#) in the *Amazon EBS User Guide*. If your AMI uses encrypted volumes, you can also only launch it on supported instance types.

#### Note

If you are creating a volume from a snapshot, you cannot create an unencrypted volume from an encrypted snapshot. Also, you cannot specify a KMS key ID when using a launch configuration.

If you enable encryption by default, the EBS volumes that you create are always encrypted, either using the Amazon managed KMS key or a customer-managed KMS key, regardless of whether the snapshot was encrypted.

For more information, see [Use Amazon KMS keys to encrypt Amazon EBS volumes](#) in the *Amazon EC2 Auto Scaling User Guide*.

Type: Boolean

Required: No

### Iops

The number of input/output (I/O) operations per second (IOPS) to provision for the volume. For `gp3` and `io1` volumes, this represents the number of IOPS that are provisioned for the volume.

For gp2 volumes, this represents the baseline performance of the volume and the rate at which the volume accumulates I/O credits for bursting.

The following are the supported values for each volume type:

- gp3: 3,000-16,000 IOPS
- io1: 100-64,000 IOPS

For io1 volumes, we guarantee 64,000 IOPS only for [Instances built on the Amazon Nitro System](#). Other instance families guarantee performance up to 32,000 IOPS.

Iops is supported when the volume type is gp3 or io1 and required only when the volume type is io1. (Not used with standard, gp2, st1, or sc1 volumes.)

Type: Integer

Valid Range: Minimum value of 100. Maximum value of 64000.

Required: No

## SnapshotId

The snapshot ID of the volume to use.

You must specify either a VolumeSize or a SnapshotId.

Type: String

Length Constraints: Minimum length of 1. Maximum length of 255.

Pattern: `[\u0020-\uD7FF\uE000-\uFFFF\uD800\uDC00-\uDBFF\uDFFF\r\n\t]*`

Required: No

## Throughput

The throughput (MiBps) to provision for a gp3 volume.

Type: Integer

Valid Range: Minimum value of 125. Maximum value of 1000.

Required: No

## VolumeSize

The volume size, in GiBs. The following are the supported volumes sizes for each volume type:

- gp2 and gp3: 1-16,384
- io1: 4-16,384
- st1 and sc1: 125-16,384
- standard: 1-1,024

You must specify either a SnapshotId or a VolumeSize. If you specify both SnapshotId and VolumeSize, the volume size must be equal or greater than the size of the snapshot.

Type: Integer

Valid Range: Minimum value of 1. Maximum value of 16384.

Required: No

## VolumeType

The volume type. For more information, see [Amazon EBS volume types](#) in the *Amazon EBS User Guide*.

Valid values: standard | io1 | gp2 | st1 | sc1 | gp3

Type: String

Length Constraints: Minimum length of 1. Maximum length of 255.

Required: No

## See Also

For more information about using this API in one of the language-specific Amazon SDKs, see the following:

- [Amazon SDK for C++](#)
- [Amazon SDK for Java V2](#)
- [Amazon SDK for Ruby V3](#)

# EnabledMetric

Describes an enabled Auto Scaling group metric.

## Contents

### Granularity

The granularity of the metric. The only valid value is 1Minute.

Type: String

Length Constraints: Minimum length of 1. Maximum length of 255.

Pattern: `[\u0020-\u007F\uE000-\uFFFF\uD800\uDC00-\uDBFF\uDFFF\r\n\t]*`

Required: No

### Metric

One of the following metrics:

- GroupMinSize
- GroupMaxSize
- GroupDesiredCapacity
- GroupInServiceInstances
- GroupPendingInstances
- GroupStandbyInstances
- GroupTerminatingInstances
- GroupTotalInstances
- GroupInServiceCapacity
- GroupPendingCapacity
- GroupStandbyCapacity
- GroupTerminatingCapacity
- GroupTotalCapacity
- WarmPoolDesiredCapacity
- WarmPoolWarmedCapacity

- WarmPoolPendingCapacity
- WarmPoolTerminatingCapacity
- WarmPoolTotalCapacity
- GroupAndWarmPoolDesiredCapacity
- GroupAndWarmPoolTotalCapacity

For more information, see [Amazon CloudWatch metrics for Amazon EC2 Auto Scaling](#) in the *Amazon EC2 Auto Scaling User Guide*.

Type: String

Length Constraints: Minimum length of 1. Maximum length of 255.

Pattern: `[\u0020-\uD7FF\uE000-\uFFFF\uD800\uDC00-\uDBFF\uDFFF\r\n\t]*`

Required: No

## See Also

For more information about using this API in one of the language-specific Amazon SDKs, see the following:

- [Amazon SDK for C++](#)
- [Amazon SDK for Java V2](#)
- [Amazon SDK for Ruby V3](#)

# FailedScheduledUpdateGroupActionRequest

Describes a scheduled action that could not be created, updated, or deleted.

## Contents

### ScheduledActionName

The name of the scheduled action.

Type: String

Length Constraints: Minimum length of 1. Maximum length of 255.

Pattern: `[\u0020-\uD7FF\uE000-\uFFFF\uD800\uDC00-\uDBFF\uDFFF\r\n\t]*`

Required: Yes

### ErrorCode

The error code.

Type: String

Length Constraints: Minimum length of 1. Maximum length of 64.

Pattern: `[\u0020-\uD7FF\uE000-\uFFFF\uD800\uDC00-\uDBFF\uDFFF\r\n\t]*`

Required: No

### ErrorMessage

The error message accompanying the error code.

Type: String

Pattern: `[\u0020-\uD7FF\uE000-\uFFFF\uD800\uDC00-\uDBFF\uDFFF\r\n\t]*`

Required: No

## See Also

For more information about using this API in one of the language-specific Amazon SDKs, see the following:



- [Amazon SDK for C++](#)
- [Amazon SDK for Java V2](#)
- [Amazon SDK for Ruby V3](#)

# Filter

Describes a filter that is used to return a more specific list of results from a describe operation.

If you specify multiple filters, the filters are automatically logically joined with an AND, and the request returns only the results that match all of the specified filters.

For more information, see [Tag Auto Scaling groups and instances](#) in the *Amazon EC2 Auto Scaling User Guide*.

## Contents

### Name

The name of the filter.

The valid values for Name depend on which API operation you're using with the filter ([DescribeAutoScalingGroups](#) or [DescribeTags](#)).

#### DescribeAutoScalingGroups

Valid values for Name include the following:

- `tag-key` - Accepts tag keys. The results only include information about the Auto Scaling groups associated with these tag keys.
- `tag-value` - Accepts tag values. The results only include information about the Auto Scaling groups associated with these tag values.
- `tag: <key>` - Accepts the key/value combination of the tag. Use the tag key in the filter name and the tag value as the filter value. The results only include information about the Auto Scaling groups associated with the specified key/value combination.

#### DescribeTags

Valid values for Name include the following:

- `auto-scaling-group` - Accepts the names of Auto Scaling groups. The results only include information about the tags associated with these Auto Scaling groups.
- `key` - Accepts tag keys. The results only include information about the tags associated with these tag keys.
- `value` - Accepts tag values. The results only include information about the tags associated with these tag values.

- `propagate-at-launch` - Accepts a Boolean value, which specifies whether tags propagate to instances at launch. The results only include information about the tags associated with the specified Boolean value.

Type: String

Pattern: `[\u0020-\uD7FF\uE000-\uFFFF\uD800\uDC00-\uDBFF\uDFFF\r\n\t]*`

Required: No

### Values.member.N

One or more filter values. Filter values are case-sensitive.

If you specify multiple values for a filter, the values are automatically logically joined with an OR, and the request returns all results that match any of the specified values. For example, specify "tag:environment" for the filter name and "production,development" for the filter values to find Auto Scaling groups with the tag "environment=production" or "environment=development".

Type: Array of strings

Pattern: `[\u0020-\uD7FF\uE000-\uFFFF\uD800\uDC00-\uDBFF\uDFFF\r\n\t]*`

Required: No

## See Also

For more information about using this API in one of the language-specific Amazon SDKs, see the following:

- [Amazon SDK for C++](#)
- [Amazon SDK for Java V2](#)
- [Amazon SDK for Ruby V3](#)

# Instance

Describes an EC2 instance.

## Contents

### AvailabilityZone

The Availability Zone in which the instance is running.

Type: String

Length Constraints: Minimum length of 1. Maximum length of 255.

Pattern: `[\u0020-\uD7FF\uE000-\uFFFF\uD800\uDC00-\uDBFF\uDFFF\r\n\t]*`

Required: Yes

### HealthStatus

The last reported health status of the instance. `Healthy` means that the instance is healthy and should remain in service. `Unhealthy` means that the instance is unhealthy and that Amazon EC2 Auto Scaling should terminate and replace it.

Type: String

Length Constraints: Minimum length of 1. Maximum length of 32.

Pattern: `[\u0020-\uD7FF\uE000-\uFFFF\uD800\uDC00-\uDBFF\uDFFF\r\n\t]*`

Required: Yes

### InstanceId

The ID of the instance.

Type: String

Length Constraints: Minimum length of 1. Maximum length of 19.

Pattern: `[\u0020-\uD7FF\uE000-\uFFFF\uD800\uDC00-\uDBFF\uDFFF\r\n\t]*`

Required: Yes

## LifecycleState

A description of the current lifecycle state. The Quarantined state is not used. For more information, see [Amazon EC2 Auto Scaling instance lifecycle](#) in the *Amazon EC2 Auto Scaling User Guide*.

Type: String

Valid Values: Pending | Pending:Wait | Pending:Proceed | Quarantined | InService | Terminating | Terminating:Wait | Terminating:Proceed | Terminated | Detaching | Detached | EnteringStandby | Standby | Warmed:Pending | Warmed:Pending:Wait | Warmed:Pending:Proceed | Warmed:Terminating | Warmed:Terminating:Wait | Warmed:Terminating:Proceed | Warmed:Terminated | Warmed:Stopped | Warmed:Running | Warmed:Hibernated

Required: Yes

## ProtectedFromScaleIn

Indicates whether the instance is protected from termination by Amazon EC2 Auto Scaling when scaling in.

Type: Boolean

Required: Yes

## InstanceType

The instance type of the EC2 instance.

Type: String

Length Constraints: Minimum length of 1. Maximum length of 255.

Pattern: `[\u0020-\uD7FF\uE000-\uFFFF\uD800\uDC00-\uDBFF\uDFFF\r\n\t]*`

Required: No

## LaunchConfigurationName

The launch configuration associated with the instance.

Type: String

Length Constraints: Minimum length of 1. Maximum length of 255.

Pattern: `[\u0020-\uD7FF\uE000-\uFFFF\uD800\uDC00-\uDBFF\uDFFF\r\n\t]*`

Required: No

## LaunchTemplate

The launch template for the instance.

Type: [LaunchTemplateSpecification](#) object

Required: No

## WeightedCapacity

The number of capacity units contributed by the instance based on its instance type.

Valid Range: Minimum value of 1. Maximum value of 999.

Type: String

Length Constraints: Minimum length of 1. Maximum length of 3.

Pattern: `^[\u0031-\u0039][\u0030-\u0039]{0,2}$`

Required: No

## See Also

For more information about using this API in one of the language-specific Amazon SDKs, see the following:

- [Amazon SDK for C++](#)
- [Amazon SDK for Java V2](#)
- [Amazon SDK for Ruby V3](#)

# InstanceMaintenancePolicy

Describes an instance maintenance policy.

For more information, see [Set instance maintenance policy](#) in the *Amazon EC2 Auto Scaling User Guide*.

## Contents

### MaxHealthyPercentage

Specifies the upper threshold as a percentage of the desired capacity of the Auto Scaling group. It represents the maximum percentage of the group that can be in service and healthy, or pending, to support your workload when replacing instances. Value range is 100 to 200. To clear a previously set value, specify a value of -1.

Both `MinHealthyPercentage` and `MaxHealthyPercentage` must be specified, and the difference between them cannot be greater than 100. A large range increases the number of instances that can be replaced at the same time.

Type: Integer

Valid Range: Minimum value of -1. Maximum value of 200.

Required: No

### MinHealthyPercentage

Specifies the lower threshold as a percentage of the desired capacity of the Auto Scaling group. It represents the minimum percentage of the group to keep in service, healthy, and ready to use to support your workload when replacing instances. Value range is 0 to 100. To clear a previously set value, specify a value of -1.

Type: Integer

Valid Range: Minimum value of -1. Maximum value of 100.

Required: No

## See Also

For more information about using this API in one of the language-specific Amazon SDKs, see the following:

- [Amazon SDK for C++](#)
- [Amazon SDK for Java V2](#)
- [Amazon SDK for Ruby V3](#)




# InstanceMetadataOptions

The metadata options for the instances. For more information, see [Configure the instance metadata options](#) in the *Amazon EC2 Auto Scaling User Guide*.

## Contents

### HttpEndpoint

This parameter enables or disables the HTTP metadata endpoint on your instances. If the parameter is not specified, the default state is enabled.

 **Note**

If you specify a value of `disabled`, you will not be able to access your instance metadata.

Type: String

Valid Values: `disabled` | `enabled`

Required: No

### HttpPutResponseHopLimit

The desired HTTP PUT response hop limit for instance metadata requests. The larger the number, the further instance metadata requests can travel.

Default: 1

Type: Integer

Valid Range: Minimum value of 1. Maximum value of 64.

Required: No

### HttpTokens

The state of token usage for your instance metadata requests. If the parameter is not specified in the request, the default state is `optional`.

If the state is `optional`, you can choose to retrieve instance metadata with or without a signed token header on your request. If you retrieve the IAM role credentials without a token, the version 1.0 role credentials are returned. If you retrieve the IAM role credentials using a valid signed token, the version 2.0 role credentials are returned.

If the state is `required`, you must send a signed token header with any instance metadata retrieval requests. In this state, retrieving the IAM role credentials always returns the version 2.0 credentials; the version 1.0 credentials are not available.

Type: String

Valid Values: `optional` | `required`

Required: No

## See Also

For more information about using this API in one of the language-specific Amazon SDKs, see the following:

- [Amazon SDK for C++](#)
- [Amazon SDK for Java V2](#)
- [Amazon SDK for Ruby V3](#)

# InstanceMonitoring

Describes whether detailed monitoring is enabled for the Auto Scaling instances.

## Contents

### Enabled

If `true`, detailed monitoring is enabled. Otherwise, basic monitoring is enabled.

Type: Boolean

Required: No

## See Also

For more information about using this API in one of the language-specific Amazon SDKs, see the following:

- [Amazon SDK for C++](#)
- [Amazon SDK for Java V2](#)
- [Amazon SDK for Ruby V3](#)

# InstanceRefresh

Describes an instance refresh for an Auto Scaling group.

## Contents

### AutoScalingGroupName

The name of the Auto Scaling group.

Type: String

Length Constraints: Minimum length of 1. Maximum length of 255.

Pattern: `[\u0020-\uD7FF\uE000-\uFFFD\uD800\uDC00-\uDBFF\uDFFF\r\n\t]*`

Required: No

### DesiredConfiguration

Describes the desired configuration for the instance refresh.

Type: [DesiredConfiguration](#) object

Required: No

### EndTime

The date and time at which the instance refresh ended.

Type: Timestamp

Required: No

### InstanceRefreshId

The instance refresh ID.

Type: String

Length Constraints: Minimum length of 1. Maximum length of 255.

Pattern: `[\u0020-\uD7FF\uE000-\uFFFD\uD800\uDC00-\uDBFF\uDFFF\r\n\t]*`

Required: No

## InstancesToUpdate

The number of instances remaining to update before the instance refresh is complete.

### Note

If you roll back the instance refresh, `InstancesToUpdate` shows you the number of instances that were not yet updated by the instance refresh. Therefore, these instances don't need to be replaced as part of the rollback.

Type: Integer

Valid Range: Minimum value of 0.

Required: No

## PercentageComplete

The percentage of the instance refresh that is complete. For each instance replacement, Amazon EC2 Auto Scaling tracks the instance's health status and warm-up time. When the instance's health status changes to healthy and the specified warm-up time passes, the instance is considered updated and is added to the percentage complete.

### Note

`PercentageComplete` does not include instances that are replaced during a rollback. This value gradually goes back down to zero during a rollback.

Type: Integer

Valid Range: Minimum value of 0. Maximum value of 100.

Required: No

## Preferences

The preferences for an instance refresh.

Type: [RefreshPreferences](#) object

Required: No

## ProgressDetails

Additional progress details for an Auto Scaling group that has a warm pool.

Type: [InstanceRefreshProgressDetails](#) object

Required: No

## RollbackDetails

The rollback details.

Type: [RollbackDetails](#) object

Required: No

## StartTime

The date and time at which the instance refresh began.

Type: Timestamp

Required: No

## Status

The current status for the instance refresh operation:

- `Pending` - The request was created, but the instance refresh has not started.
- `InProgress` - An instance refresh is in progress.
- `Successful` - An instance refresh completed successfully.
- `Failed` - An instance refresh failed to complete. You can troubleshoot using the status reason and the scaling activities.
- `Cancelling` - An ongoing instance refresh is being cancelled.
- `Cancelled` - The instance refresh is cancelled.
- `RollbackInProgress` - An instance refresh is being rolled back.
- `RollbackFailed` - The rollback failed to complete. You can troubleshoot using the status reason and the scaling activities.
- `RollbackSuccessful` - The rollback completed successfully.
- `Baking` - Waiting the specified bake time after an instance refresh has finished updating instances.

Type: String

Valid Values: Pending | InProgress | Successful | Failed | Cancelling | Cancelled | RollbackInProgress | RollbackFailed | RollbackSuccessful | Baking

Required: No

### StatusReason

The explanation for the specific status assigned to this operation.

Type: String

Length Constraints: Minimum length of 1. Maximum length of 1023.

Pattern: `[\u0020-\uD7FF\uE000-\uFFFF\uD800\uDC00-\uDBFF\uDFFF\r\n\t]*`

Required: No

## See Also

For more information about using this API in one of the language-specific Amazon SDKs, see the following:

- [Amazon SDK for C++](#)
- [Amazon SDK for Java V2](#)
- [Amazon SDK for Ruby V3](#)

# InstanceRefreshLivePoolProgress

Reports progress on replacing instances that are in the Auto Scaling group.

## Contents

### InstancesToUpdate

The number of instances remaining to update.

Type: Integer

Valid Range: Minimum value of 0.

Required: No

### PercentageComplete

The percentage of instances in the Auto Scaling group that have been replaced. For each instance replacement, Amazon EC2 Auto Scaling tracks the instance's health status and warm-up time. When the instance's health status changes to healthy and the specified warm-up time passes, the instance is considered updated and is added to the percentage complete.

Type: Integer

Valid Range: Minimum value of 0. Maximum value of 100.

Required: No

## See Also

For more information about using this API in one of the language-specific Amazon SDKs, see the following:

- [Amazon SDK for C++](#)
- [Amazon SDK for Java V2](#)
- [Amazon SDK for Ruby V3](#)



# InstanceRefreshProgressDetails

Reports progress on replacing instances in an Auto Scaling group that has a warm pool. This includes separate details for instances in the warm pool and instances in the Auto Scaling group (the live pool).

## Contents

### LivePoolProgress

Reports progress on replacing instances that are in the Auto Scaling group.

Type: [InstanceRefreshLivePoolProgress](#) object

Required: No

### WarmPoolProgress

Reports progress on replacing instances that are in the warm pool.

Type: [InstanceRefreshWarmPoolProgress](#) object

Required: No

## See Also

For more information about using this API in one of the language-specific Amazon SDKs, see the following:

- [Amazon SDK for C++](#)
- [Amazon SDK for Java V2](#)
- [Amazon SDK for Ruby V3](#)

# InstanceRefreshWarmPoolProgress

Reports progress on replacing instances that are in the warm pool.

## Contents

### InstancesToUpdate

The number of instances remaining to update.

Type: Integer

Valid Range: Minimum value of 0.

Required: No

### PercentageComplete

The percentage of instances in the warm pool that have been replaced. For each instance replacement, Amazon EC2 Auto Scaling tracks the instance's health status and warm-up time. When the instance's health status changes to healthy and the specified warm-up time passes, the instance is considered updated and is added to the percentage complete.

Type: Integer

Valid Range: Minimum value of 0. Maximum value of 100.

Required: No

## See Also

For more information about using this API in one of the language-specific Amazon SDKs, see the following:

- [Amazon SDK for C++](#)
- [Amazon SDK for Java V2](#)
- [Amazon SDK for Ruby V3](#)

# InstanceRequirements

The attributes for the instance types for a mixed instances policy. Amazon EC2 Auto Scaling uses your specified requirements to identify instance types. Then, it uses your On-Demand and Spot allocation strategies to launch instances from these instance types.

When you specify multiple attributes, you get instance types that satisfy all of the specified attributes. If you specify multiple values for an attribute, you get instance types that satisfy any of the specified values.

To limit the list of instance types from which Amazon EC2 Auto Scaling can identify matching instance types, you can use one of the following parameters, but not both in the same request:

- `AllowedInstanceTypes` - The instance types to include in the list. All other instance types are ignored, even if they match your specified attributes.
- `ExcludedInstanceTypes` - The instance types to exclude from the list, even if they match your specified attributes.

## Note

You must specify `VCpuCount` and `MemoryMiB`. All other attributes are optional. Any unspecified optional attribute is set to its default.

For more information, see [Create a mixed instances group using attribute-based instance type selection](#) in the *Amazon EC2 Auto Scaling User Guide*. For help determining which instance types match your attributes before you apply them to your Auto Scaling group, see [Preview instance types with specified attributes](#) in the *Amazon EC2 User Guide for Linux Instances*.

## Contents

### MemoryMiB

The minimum and maximum instance memory size for an instance type, in MiB.

Type: [MemoryMiBRequest](#) object

Required: Yes

## **VCpuCount**

The minimum and maximum number of vCPUs for an instance type.

Type: [VCpuCountRequest](#) object

Required: Yes

## **AcceleratorCount**

The minimum and maximum number of accelerators (GPUs, FPGAs, or Amazon Inferentia chips) for an instance type.

To exclude accelerator-enabled instance types, set Max to 0.

Default: No minimum or maximum limits

Type: [AcceleratorCountRequest](#) object

Required: No

## **AcceleratorManufacturers.member.N**

Indicates whether instance types must have accelerators by specific manufacturers.

- For instance types with NVIDIA devices, specify `nvidia`.
- For instance types with AMD devices, specify `amd`.
- For instance types with Amazon devices, specify `amazon-web-services`.
- For instance types with Xilinx devices, specify `xilinx`.

Default: Any manufacturer

Type: Array of strings

Valid Values: `nvidia` | `amd` | `amazon-web-services` | `xilinx`

Required: No

## **AcceleratorNames.member.N**

Lists the accelerators that must be on an instance type.

- For instance types with NVIDIA A100 GPUs, specify `a100`.
- For instance types with NVIDIA V100 GPUs, specify `v100`.
- For instance types with NVIDIA K80 GPUs, specify `k80`.

- For instance types with NVIDIA T4 GPUs, specify `t4`.
- For instance types with NVIDIA M60 GPUs, specify `m60`.
- For instance types with AMD Radeon Pro V520 GPUs, specify `radeon-pro-v520`.
- For instance types with Xilinx VU9P FPGAs, specify `vu9p`.

Default: Any accelerator

Type: Array of strings

Valid Values: `a100` | `v100` | `k80` | `t4` | `m60` | `radeon-pro-v520` | `vu9p`

Required: No

### **AcceleratorTotalMemoryMiB**

The minimum and maximum total memory size for the accelerators on an instance type, in MiB.

Default: No minimum or maximum limits

Type: [AcceleratorTotalMemoryMiBRequest](#) object

Required: No

### **AcceleratorTypes.member.N**

Lists the accelerator types that must be on an instance type.

- For instance types with GPU accelerators, specify `gpu`.
- For instance types with FPGA accelerators, specify `fpga`.
- For instance types with inference accelerators, specify `inference`.

Default: Any accelerator type

Type: Array of strings

Valid Values: `gpu` | `fpga` | `inference`


Required: No

### **AllowedInstanceTypes.member.N**

The instance types to apply your specified attributes against. All other instance types are ignored, even if they match your specified attributes.

You can use strings with one or more wild cards, represented by an asterisk (\*), to allow an instance type, size, or generation. The following are examples: `m5.8xlarge`, `c5*.*`, `m5a.*`, `r*`, `*3*`.

For example, if you specify `c5*`, Amazon EC2 Auto Scaling will allow the entire C5 instance family, which includes all C5a and C5n instance types. If you specify `m5a.*`, Amazon EC2 Auto Scaling will allow all the M5a instance types, but not the M5n instance types.

 **Note**

If you specify `AllowedInstanceTypes`, you can't specify `ExcludedInstanceTypes`.

Default: All instance types

Type: Array of strings

Array Members: Maximum number of 400 items.

Length Constraints: Minimum length of 1. Maximum length of 30.

Pattern: `[a-zA-Z0-9\.\*\-]+`

Required: No

### **BareMetal**

Indicates whether bare metal instance types are included, excluded, or required.

Default: `excluded`

Type: String

Valid Values: `included` | `excluded` | `required`

Required: No

### **BaselineEbsBandwidthMbps**

The minimum and maximum baseline bandwidth performance for an instance type, in Mbps. For more information, see [Amazon EBS–optimized instances](#) in the *Amazon EC2 User Guide for Linux Instances*.

Default: No minimum or maximum limits

Type: [BaselineEbsBandwidthMbpsRequest](#) object

Required: No

### BaselinePerformanceFactors

The baseline performance factors for the instance requirements.

Type: [BaselinePerformanceFactorsRequest](#) object

Required: No

### BurstablePerformance

Indicates whether burstable performance instance types are included, excluded, or required. For more information, see [Burstable performance instances](#) in the *Amazon EC2 User Guide for Linux Instances*.

Default: excluded

Type: String

Valid Values: included | excluded | required

Required: No

### CpuManufacturers.member.N

Lists which specific CPU manufacturers to include.

- For instance types with Intel CPUs, specify `intel`.
- For instance types with AMD CPUs, specify `amd`.
- For instance types with Amazon CPUs, specify `amazon-web-services`.

#### Note

Don't confuse the CPU hardware manufacturer with the CPU hardware architecture. Instances will be launched with a compatible CPU architecture based on the Amazon Machine Image (AMI) that you specify in your launch template.

Default: Any manufacturer

Type: Array of strings

Valid Values: intel | amd | amazon-web-services

Required: No

### **ExcludedInstanceTypes.member.N**

The instance types to exclude. You can use strings with one or more wild cards, represented by an asterisk (\*), to exclude an instance family, type, size, or generation. The following are examples: m5.8xlarge, c5\*.\*, m5a.\*, r\*, \*3\*.

For example, if you specify c5\*, you are excluding the entire C5 instance family, which includes all C5a and C5n instance types. If you specify m5a.\*, Amazon EC2 Auto Scaling will exclude all the M5a instance types, but not the M5n instance types.

#### **Note**

If you specify ExcludedInstanceTypes, you can't specify AllowedInstanceTypes.

Default: No excluded instance types

Type: Array of strings

Array Members: Maximum number of 400 items.

Length Constraints: Minimum length of 1. Maximum length of 30.

Pattern: [a-zA-Z0-9\.\\*\-\-]+

Required: No

### **InstanceGenerations.member.N**

Indicates whether current or previous generation instance types are included.

- For current generation instance types, specify `current`. The current generation includes EC2 instance types currently recommended for use. This typically includes the latest two to three generations in each instance family. For more information, see [Instance types](#) in the *Amazon EC2 User Guide for Linux Instances*.
- For previous generation instance types, specify `previous`.



Default: Any current or previous generation

Type: Array of strings

Valid Values: `current` | `previous`

Required: No

## **LocalStorage**

Indicates whether instance types with instance store volumes are included, excluded, or required. For more information, see [Amazon EC2 instance store](#) in the *Amazon EC2 User Guide for Linux Instances*.

Default: `included`

Type: String

Valid Values: `included` | `excluded` | `required`

Required: No

## **LocalStorageTypes.member.N**

Indicates the type of local storage that is required.

- For instance types with hard disk drive (HDD) storage, specify `hdd`.
- For instance types with solid state drive (SSD) storage, specify `ssd`.

Default: Any local storage type

Type: Array of strings

Valid Values: `hdd` | `ssd`

Required: No


## **MaxSpotPriceAsPercentageOfOptimalOnDemandPrice**

[Price protection] The price protection threshold for Spot Instances, as a percentage of an identified On-Demand price. The identified On-Demand price is the price of the lowest priced current generation C, M, or R instance type with your specified attributes. If no current generation C, M, or R instance type matches your attributes, then the identified price is from either the lowest priced current generation instance types or, failing that, the lowest priced previous generation instance types that match your attributes. When Amazon EC2 Auto Scaling

selects instance types with your attributes, we will exclude instance types whose price exceeds your specified threshold.

The parameter accepts an integer, which Amazon EC2 Auto Scaling interprets as a percentage.

If you set `DesiredCapacityType` to `vcpu` or `memory-mib`, the price protection threshold is based on the per-vCPU or per-memory price instead of the per instance price.

 **Note**

Only one of `SpotMaxPricePercentageOverLowestPrice` or `MaxSpotPriceAsPercentageOfOptimalOnDemandPrice` can be specified. If you don't specify either, Amazon EC2 Auto Scaling will automatically apply optimal price protection to consistently select from a wide range of instance types. To indicate no price protection threshold for Spot Instances, meaning you want to consider all instance types that match your attributes, include one of these parameters and specify a high value, such as 999999.

Type: Integer

Valid Range: Minimum value of 0.

Required: No

### **MemoryGiBPerVCpu**

The minimum and maximum amount of memory per vCPU for an instance type, in GiB.

Default: No minimum or maximum limits

Type: [MemoryGiBPerVCpuRequest](#) object

Required: No

### **NetworkBandwidthGbps**

The minimum and maximum amount of network bandwidth, in gigabits per second (Gbps).

Default: No minimum or maximum limits

Type: [NetworkBandwidthGbpsRequest](#) object

Required: No

### **NetworkInterfaceCount**

The minimum and maximum number of network interfaces for an instance type.

Default: No minimum or maximum limits

Type: [NetworkInterfaceCountRequest](#) object

Required: No

### **OnDemandMaxPricePercentageOverLowestPrice**

[Price protection] The price protection threshold for On-Demand Instances, as a percentage higher than an identified On-Demand price. The identified On-Demand price is the price of the lowest priced current generation C, M, or R instance type with your specified attributes. If no current generation C, M, or R instance type matches your attributes, then the identified price is from either the lowest priced current generation instance types or, failing that, the lowest priced previous generation instance types that match your attributes. When Amazon EC2 Auto Scaling selects instance types with your attributes, we will exclude instance types whose price exceeds your specified threshold.

The parameter accepts an integer, which Amazon EC2 Auto Scaling interprets as a percentage.

To turn off price protection, specify a high value, such as 999999.

If you set `DesiredCapacityType` to `vcpu` or `memory-mib`, the price protection threshold is applied based on the per-vCPU or per-memory price instead of the per instance price.

Default: 20

Type: Integer

Valid Range: Minimum value of 0.

Required: No

### **RequireHibernateSupport**

Indicates whether instance types must provide On-Demand Instance hibernation support.

Default: false

Type: Boolean

Required: No

### **SpotMaxPricePercentageOverLowestPrice**

[Price protection] The price protection threshold for Spot Instances, as a percentage higher than an identified Spot price. The identified Spot price is the price of the lowest priced current generation C, M, or R instance type with your specified attributes. If no current generation C, M, or R instance type matches your attributes, then the identified price is from either the lowest priced current generation instance types or, failing that, the lowest priced previous generation instance types that match your attributes. When Amazon EC2 Auto Scaling selects instance types with your attributes, we will exclude instance types whose price exceeds your specified threshold.

The parameter accepts an integer, which Amazon EC2 Auto Scaling interprets as a percentage.

If you set `DesiredCapacityType` to `vcpu` or `memory-mib`, the price protection threshold is based on the per-vCPU or per-memory price instead of the per instance price.

#### **Note**

Only one of `SpotMaxPricePercentageOverLowestPrice` or `MaxSpotPriceAsPercentageOfOptimalOnDemandPrice` can be specified. If you don't specify either, Amazon EC2 Auto Scaling will automatically apply optimal price protection to consistently select from a wide range of instance types. To indicate no price protection threshold for Spot Instances, meaning you want to consider all instance types that match your attributes, include one of these parameters and specify a high value, such as 999999.

Type: Integer

Valid Range: Minimum value of 0.

Required: No

### **TotalLocalStorageGB**

The minimum and maximum total local storage size for an instance type, in GB.

Default: No minimum or maximum limits

Type: [TotalLocalStorageGBRequest](#) object

Required: No

## See Also

For more information about using this API in one of the language-specific Amazon SDKs, see the following:

- [Amazon SDK for C++](#)
- [Amazon SDK for Java V2](#)
- [Amazon SDK for Ruby V3](#)

# InstanceReusePolicy

Describes an instance reuse policy for a warm pool.

For more information, see [Warm pools for Amazon EC2 Auto Scaling](#) in the *Amazon EC2 Auto Scaling User Guide*.

## Contents

### ReuseOnScaleIn

Specifies whether instances in the Auto Scaling group can be returned to the warm pool on scale in.

Type: Boolean

Required: No

## See Also

For more information about using this API in one of the language-specific Amazon SDKs, see the following:

- [Amazon SDK for C++](#)
- [Amazon SDK for Java V2](#)
- [Amazon SDK for Ruby V3](#)

# InstancesDistribution

Use this structure to specify the distribution of On-Demand Instances and Spot Instances and the allocation strategies used to fulfill On-Demand and Spot capacities for a mixed instances policy.

When you define a mixed instances policy, this structure uses default values for unspecified parameters, except for `SpotMaxPrice`. However, we recommend that you review and customize the other parameters as needed and explicitly specify the allocation strategies. For help choosing allocation strategies, see [Allocation strategies](#) in the *Amazon EC2 Auto Scaling User Guide*.

When you modify `SpotAllocationStrategy`, `SpotInstancePools`, or `SpotMaxPrice` in the [UpdateAutoScalingGroup](#) API call, this update action does not deploy any changes across the running EC2 instances in the group. Your existing Spot Instances continue to run as long as the maximum price for those instances is higher than the current Spot price. When scaling out occurs, Amazon EC2 Auto Scaling launches instances based on the new settings. When scaling in occurs, Amazon EC2 Auto Scaling terminates instances according to the group's termination policies.

## Contents

### OnDemandAllocationStrategy

The allocation strategy to apply to your On-Demand Instances when they are launched. Possible instance types are determined by the launch template overrides that you specify.

The following lists the valid values:

lowest-price

Uses price to determine which instance types are the highest priority, launching the lowest priced instance types within an Availability Zone first. This is the default value for Auto Scaling groups that specify [InstanceRequirements](#).

prioritized

You set the order of instance types for the launch template overrides from highest to lowest priority (from first to last in the list). Amazon EC2 Auto Scaling launches your highest priority instance types first. If all your On-Demand capacity cannot be fulfilled using your highest priority instance type, then Amazon EC2 Auto Scaling launches the remaining capacity using the second priority instance type, and so on. This is the default value for Auto Scaling groups that don't specify [InstanceRequirements](#) and cannot be used for groups that do.

Type: String

Pattern: `[\u0020-\uD7FF\uE000-\uFFFF\uD800\uDC00-\uDBFF\uDFFF\r\n\t]*`

Required: No

### **OnDemandBaseCapacity**

The minimum amount of the Auto Scaling group's capacity that must be fulfilled by On-Demand Instances. This base portion is launched first as your group scales.

This number has the same unit of measurement as the group's desired capacity. If you change the default unit of measurement (number of instances) by specifying weighted capacity values in your launch template overrides list, or by changing the default desired capacity type setting of the group, you must specify this number using the same unit of measurement.

Default: 0

#### **Note**

An update to this setting means a gradual replacement of instances to adjust the current On-Demand Instance levels. When replacing instances, Amazon EC2 Auto Scaling launches new instances before terminating the previous ones.

Type: Integer

Required: No

### **OnDemandPercentageAboveBaseCapacity**

Controls the percentages of On-Demand Instances and Spot Instances for your additional capacity beyond `OnDemandBaseCapacity`. Expressed as a number (for example, 20 specifies 20% On-Demand Instances, 80% Spot Instances). If set to 100, only On-Demand Instances are used.

Default: 100

#### **Note**

An update to this setting means a gradual replacement of instances to adjust the current On-Demand and Spot Instance levels for your additional capacity higher than



the base capacity. When replacing instances, Amazon EC2 Auto Scaling launches new instances before terminating the previous ones.

Type: Integer

Required: No

### **SpotAllocationStrategy**

The allocation strategy to apply to your Spot Instances when they are launched. Possible instance types are determined by the launch template overrides that you specify.

The following lists the valid values:

capacity-optimized

Requests Spot Instances using pools that are optimally chosen based on the available Spot capacity. This strategy has the lowest risk of interruption. To give certain instance types a higher chance of launching first, use `capacity-optimized-prioritized`.

capacity-optimized-prioritized

You set the order of instance types for the launch template overrides from highest to lowest priority (from first to last in the list). Amazon EC2 Auto Scaling honors the instance type priorities on a best effort basis but optimizes for capacity first. Note that if the On-Demand allocation strategy is set to `prioritized`, the same priority is applied when fulfilling On-Demand capacity. This is not a valid value for Auto Scaling groups that specify [InstanceRequirements](#).

lowest-price

Requests Spot Instances using the lowest priced pools within an Availability Zone, across the number of Spot pools that you specify for the `SpotInstancePools` property. To ensure that your desired capacity is met, you might receive Spot Instances from several pools. This is the default value, but it might lead to high interruption rates because this strategy only considers instance price and not available capacity.

price-capacity-optimized (recommended)

The price and capacity optimized allocation strategy looks at both price and capacity to select the Spot Instance pools that are the least likely to be interrupted and have the lowest possible price.

Type: String

Pattern: `[\u0020-\uD7FF\uE000-\uFFFF\uD800\uDC00-\uDBFF\uDFFF\r\n\t]*`

Required: No

## SpotInstancePools

The number of Spot Instance pools across which to allocate your Spot Instances. The Spot pools are determined from the different instance types in the overrides. Valid only when the `SpotAllocationStrategy` is `lowest-price`. Value must be in the range of 1–20.

Default: 2

Type: Integer

Required: No

## SpotMaxPrice

The maximum price per unit hour that you are willing to pay for a Spot Instance. If your maximum price is lower than the Spot price for the instance types that you selected, your Spot Instances are not launched. We do not recommend specifying a maximum price because it can lead to increased interruptions. When Spot Instances launch, you pay the current Spot price. To remove a maximum price that you previously set, include the property but specify an empty string ("" ) for the value.

### Important

If you specify a maximum price, your instances will be interrupted more frequently than if you do not specify one.

Valid Range: Minimum value of 0.001

Type: String

Length Constraints: Minimum length of 0. Maximum length of 255.

Required: No

## See Also

For more information about using this API in one of the language-specific Amazon SDKs, see the following:

- [Amazon SDK for C++](#)
- [Amazon SDK for Java V2](#)
- [Amazon SDK for Ruby V3](#)

# LaunchConfiguration

Describes a launch configuration.

## Contents

### CreatedTime

The creation date and time for the launch configuration.

Type: Timestamp

Required: Yes

### ImageId

The ID of the Amazon Machine Image (AMI) to use to launch your EC2 instances. For more information, see [Find a Linux AMI](#) in the *Amazon EC2 User Guide for Linux Instances*.

Type: String

Length Constraints: Minimum length of 1. Maximum length of 255.

Pattern: `[\u0020-\uD7FF\uE000-\uFFFD\uD800\uDC00-\uDBFF\uDFFF\r\n\t]*`

Required: Yes

### InstanceType

The instance type for the instances. For information about available instance types, see [Available instance types](#) in the *Amazon EC2 User Guide for Linux Instances*.

Type: String

Length Constraints: Minimum length of 1. Maximum length of 255.

Pattern: `[\u0020-\uD7FF\uE000-\uFFFD\uD800\uDC00-\uDBFF\uDFFF\r\n\t]*`

Required: Yes

### LaunchConfigurationName

The name of the launch configuration.

Type: String

Length Constraints: Minimum length of 1. Maximum length of 255.

Pattern: `[\u0020-\uD7FF\uE000-\uFFFF\uD800\uDC00-\uDBFF\uDFFF\r\n\t]*`

Required: Yes

### **AssociatePublicIpAddress**

Specifies whether to assign a public IPv4 address to the group's instances. If the instance is launched into a default subnet, the default is to assign a public IPv4 address, unless you disabled the option to assign a public IPv4 address on the subnet. If the instance is launched into a nondefault subnet, the default is not to assign a public IPv4 address, unless you enabled the option to assign a public IPv4 address on the subnet. For more information, see [Provide network connectivity for your Auto Scaling instances using Amazon VPC](#) in the *Amazon EC2 Auto Scaling User Guide*.

Type: Boolean

Required: No

### **BlockDeviceMappings.member.N**

The block device mapping entries that define the block devices to attach to the instances at launch. By default, the block devices specified in the block device mapping for the AMI are used. For more information, see [Block device mappings](#) in the *Amazon EC2 User Guide for Linux Instances*.

Type: Array of [BlockDeviceMapping](#) objects

Required: No

### **ClassicLinkVPCId**

Available for backward compatibility.

Type: String

Length Constraints: Minimum length of 1. Maximum length of 255.

Pattern: `[\u0020-\uD7FF\uE000-\uFFFF\uD800\uDC00-\uDBFF\uDFFF\r\n\t]*`

Required: No

## **ClassicLinkVPCSecurityGroups.member.N**

Available for backward compatibility.

Type: Array of strings

Length Constraints: Minimum length of 1. Maximum length of 255.

Pattern: `[\u0020-\uD7FF\uE000-\uFFFF\uD800\uDC00-\uDBFF\uDFFF\r\n\t]*`

Required: No

## **EbsOptimized**

Specifies whether the launch configuration is optimized for EBS I/O (`true`) or not (`false`). For more information, see [Amazon EBS-optimized instances](#) in the *Amazon EC2 User Guide for Linux Instances*.

Type: Boolean

Required: No

## **IamInstanceProfile**

The name or the Amazon Resource Name (ARN) of the instance profile associated with the IAM role for the instance. The instance profile contains the IAM role. For more information, see [IAM role for applications that run on Amazon EC2 instances](#) in the *Amazon EC2 Auto Scaling User Guide*.

Type: String

Length Constraints: Minimum length of 1. Maximum length of 1600.

Pattern: `[\u0020-\uD7FF\uE000-\uFFFF\uD800\uDC00-\uDBFF\uDFFF\r\n\t]*`

Required: No

## **InstanceMonitoring**

Controls whether instances in this group are launched with detailed (`true`) or basic (`false`) monitoring.

For more information, see [Configure monitoring for Auto Scaling instances](#) in the *Amazon EC2 Auto Scaling User Guide*.

Type: [InstanceMonitoring](#) object

Required: No

### **KernelId**

The ID of the kernel associated with the AMI.

Type: String

Length Constraints: Minimum length of 1. Maximum length of 255.

Pattern: `[\u0020-\uD7FF\uE000-\uFFFF\uD800\uDC00-\uDBFF\uDFFF\r\n\t]*`

Required: No

### **KeyName**

The name of the key pair.

For more information, see [Amazon EC2 key pairs and Amazon EC2 instances](#) in the *Amazon EC2 User Guide for Linux Instances*.

Type: String

Length Constraints: Minimum length of 1. Maximum length of 255.

Pattern: `[\u0020-\uD7FF\uE000-\uFFFF\uD800\uDC00-\uDBFF\uDFFF\r\n\t]*`

Required: No

### **LaunchConfigurationARN**

The Amazon Resource Name (ARN) of the launch configuration.

Type: String

Length Constraints: Minimum length of 1. Maximum length of 1600.

Pattern: `[\u0020-\uD7FF\uE000-\uFFFF\uD800\uDC00-\uDBFF\uDFFF\r\n\t]*`

Required: No

### **MetadataOptions**

The metadata options for the instances. For more information, see [Configure the instance metadata options](#) in the *Amazon EC2 Auto Scaling User Guide*.

Type: [InstanceMetadataOptions](#) object

Required: No

### PlacementTenancy

The tenancy of the instance, either default or dedicated. An instance with dedicated tenancy runs on isolated, single-tenant hardware and can only be launched into a VPC.

Type: String

Length Constraints: Minimum length of 1. Maximum length of 64.

Pattern: `[\u0020-\uD7FF\uE000-\uFFFD\uD800\uDC00-\uDBFF\uDFFF\r\n\t]*`

Required: No

### RamdiskId

The ID of the RAM disk associated with the AMI.

Type: String

Length Constraints: Minimum length of 1. Maximum length of 255.

Pattern: `[\u0020-\uD7FF\uE000-\uFFFD\uD800\uDC00-\uDBFF\uDFFF\r\n\t]*`

Required: No

### SecurityGroups.member.N

A list that contains the security groups to assign to the instances in the Auto Scaling group. For more information, see [Control traffic to your Amazon resources using security groups](#) in the *Amazon Virtual Private Cloud User Guide*.

Type: Array of strings

Pattern: `[\u0020-\uD7FF\uE000-\uFFFD\uD800\uDC00-\uDBFF\uDFFF\r\n\t]*`

Required: No

### SpotPrice

The maximum hourly price to be paid for any Spot Instance launched to fulfill the request. Spot Instances are launched when the price you specify exceeds the current Spot price. For more



information, see [Requesting Spot Instances for fault-tolerant and flexible applications](#) in the *Amazon EC2 Auto Scaling User Guide*.

Type: String

Length Constraints: Minimum length of 1. Maximum length of 255.

Required: No

## UserData

The user data to make available to the launched EC2 instances. For more information, see [Instance metadata and user data](#) (Linux) and [Instance metadata and user data](#) (Windows). If you are using a command line tool, base64-encoding is performed for you, and you can load the text from a file. Otherwise, you must provide base64-encoded text. User data is limited to 16 KB.

Type: String

Length Constraints: Maximum length of 21847.

Pattern: `[\u0020-\uD7FF\uE000-\uFFFD\uD800\uDC00-\uDBFF\uDFFF\r\n\t]*`

Required: No

## See Also

For more information about using this API in one of the language-specific Amazon SDKs, see the following:

- [Amazon SDK for C++](#)
- [Amazon SDK for Java V2](#)
- [Amazon SDK for Ruby V3](#)

# LaunchTemplate

Use this structure to specify the launch templates and instance types (overrides) for a mixed instances policy.

When you update the launch template or overrides in the [UpdateAutoScalingGroup](#) API call, existing Amazon EC2 instances continue to run. When scaling out occurs, Amazon EC2 Auto Scaling launches instances to match the new settings. When scaling in occurs, Amazon EC2 Auto Scaling terminates instances according to the group's termination policies.

## Contents

### LaunchTemplateSpecification

The launch template.

Type: [LaunchTemplateSpecification](#) object

Required: No

### Overrides.member.N

Any properties that you specify override the same properties in the launch template.

Type: Array of [LaunchTemplateOverrides](#) objects

Required: No

## See Also

For more information about using this API in one of the language-specific Amazon SDKs, see the following:

- [Amazon SDK for C++](#)
- [Amazon SDK for Java V2](#)
- [Amazon SDK for Ruby V3](#)

# LaunchTemplateOverrides

Use this structure to let Amazon EC2 Auto Scaling do the following when the Auto Scaling group has a mixed instances policy:

- Override the instance type that is specified in the launch template.
- Use multiple instance types.

Specify the instance types that you want, or define your instance requirements instead and let Amazon EC2 Auto Scaling provision the available instance types that meet your requirements. This can provide Amazon EC2 Auto Scaling with a larger selection of instance types to choose from when fulfilling Spot and On-Demand capacities. You can view which instance types are matched before you apply the instance requirements to your Auto Scaling group.

After you define your instance requirements, you don't have to keep updating these settings to get new EC2 instance types automatically. Amazon EC2 Auto Scaling uses the instance requirements of the Auto Scaling group to determine whether a new EC2 instance type can be used.

## Contents

### InstanceRequirements

The instance requirements. Amazon EC2 Auto Scaling uses your specified requirements to identify instance types. Then, it uses your On-Demand and Spot allocation strategies to launch instances from these instance types.

You can specify up to four separate sets of instance requirements per Auto Scaling group. This is useful for provisioning instances from different Amazon Machine Images (AMIs) in the same Auto Scaling group. To do this, create the AMIs and create a new launch template for each AMI. Then, create a compatible set of instance requirements for each launch template.

#### Note

If you specify `InstanceRequirements`, you can't specify `InstanceType`.

Type: [InstanceRequirements](#) object

Required: No

## InstanceType

The instance type, such as `m3.xlarge`. You must specify an instance type that is supported in your requested Region and Availability Zones. For more information, see [Instance types](#) in the *Amazon EC2 User Guide for Linux Instances*.

You can specify up to 40 instance types per Auto Scaling group.

Type: String

Length Constraints: Minimum length of 1. Maximum length of 255.

Pattern: `[\u0020-\u007F\uE000-\uFFFF\uD800\uDC00-\uDBFF\uDFFF\r\n\t]*`

Required: No

## LaunchTemplateSpecification

Provides a launch template for the specified instance type or set of instance requirements. For example, some instance types might require a launch template with a different AMI. If not provided, Amazon EC2 Auto Scaling uses the launch template that's specified in the `LaunchTemplate` definition. For more information, see [Specifying a different launch template for an instance type](#) in the *Amazon EC2 Auto Scaling User Guide*.

You can specify up to 20 launch templates per Auto Scaling group. The launch templates specified in the overrides and in the `LaunchTemplate` definition count towards this limit.

Type: [LaunchTemplateSpecification](#) object

Required: No

## WeightedCapacity

If you provide a list of instance types to use, you can specify the number of capacity units provided by each instance type in terms of virtual CPUs, memory, storage, throughput, or other relative performance characteristic. When a Spot or On-Demand Instance is launched, the capacity units count toward the desired capacity. Amazon EC2 Auto Scaling launches instances until the desired capacity is totally fulfilled, even if this results in an overage. For example, if there are two units remaining to fulfill capacity, and Amazon EC2 Auto Scaling can only launch an instance with a `WeightedCapacity` of five units, the instance is launched, and the desired capacity is exceeded by three units. For more information, see [Configure an Auto Scaling group to use instance weights](#) in the *Amazon EC2 Auto Scaling User Guide*. Value must be in the range of 1–999.

If you specify a value for `WeightedCapacity` for one instance type, you must specify a value for `WeightedCapacity` for all of them.

**⚠ Important**

Every Auto Scaling group has three size parameters (`DesiredCapacity`, `MaxSize`, and `MinSize`). Usually, you set these sizes based on a specific number of instances. However, if you configure a mixed instances policy that defines weights for the instance types, you must specify these sizes with the same units that you use for weighting instances.

Type: String

Length Constraints: Minimum length of 1. Maximum length of 3.

Pattern: `^\u0031-\u0039[\u0030-\u0039]{0,2}$`

Required: No

## See Also

For more information about using this API in one of the language-specific Amazon SDKs, see the following:

- [Amazon SDK for C++](#)
- [Amazon SDK for Java V2](#)
- [Amazon SDK for Ruby V3](#)

# LaunchTemplateSpecification

Describes the launch template and the version of the launch template that Amazon EC2 Auto Scaling uses to launch Amazon EC2 instances. For more information about launch templates, see [Launch templates](#) in the *Amazon EC2 Auto Scaling User Guide*.

## Contents

### LaunchTemplateId

The ID of the launch template. To get the template ID, use the Amazon EC2 [DescribeLaunchTemplates](#) API operation. New launch templates can be created using the Amazon EC2 [CreateLaunchTemplate](#) API.

Conditional: You must specify either a `LaunchTemplateId` or a `LaunchTemplateName`.

Type: String

Length Constraints: Minimum length of 1. Maximum length of 255.

Pattern: `[\u0020-\u007F\uE000-\uFFFF\uD800\uDC00-\uDBFF\uDFFF\r\n\t]*`

Required: No

### LaunchTemplateName

The name of the launch template. To get the template name, use the Amazon EC2 [DescribeLaunchTemplates](#) API operation. New launch templates can be created using the Amazon EC2 [CreateLaunchTemplate](#) API.

Conditional: You must specify either a `LaunchTemplateId` or a `LaunchTemplateName`.

Type: String

Length Constraints: Minimum length of 3. Maximum length of 128.

Pattern: `[a-zA-Z0-9\(\)\.\-/_]+`

Required: No

### Version

The version number, `$Latest`, or `$Default`. To get the version number, use the Amazon EC2 [DescribeLaunchTemplateVersions](#) API operation. New launch template versions can be created

using the Amazon EC2 [CreateLaunchTemplateVersion](#) API. If the value is `$Latest`, Amazon EC2 Auto Scaling selects the latest version of the launch template when launching instances. If the value is `$Default`, Amazon EC2 Auto Scaling selects the default version of the launch template when launching instances. The default value is `$Default`.

Type: String

Length Constraints: Minimum length of 1. Maximum length of 255.

Pattern: `[\u0020-\uD7FF\uE000-\uFFFF\uD800\uDC00-\uDBFF\uDFFF\r\n\t]*`

Required: No

## See Also

For more information about using this API in one of the language-specific Amazon SDKs, see the following:

- [Amazon SDK for C++](#)
- [Amazon SDK for Java V2](#)
- [Amazon SDK for Ruby V3](#)

# LifecycleHook

Describes a lifecycle hook. A lifecycle hook lets you create solutions that are aware of events in the Auto Scaling instance lifecycle, and then perform a custom action on instances when the corresponding lifecycle event occurs.

## Contents

### AutoScalingGroupName

The name of the Auto Scaling group for the lifecycle hook.

Type: String

Length Constraints: Minimum length of 1. Maximum length of 255.

Pattern: `[\u0020-\uD7FF\uE000-\uFFFF\uD800\uDC00-\uDBFF\uDFFF\r\n\t]*`

Required: No

### DefaultResult

The action the Auto Scaling group takes when the lifecycle hook timeout elapses or if an unexpected failure occurs.

Valid values: CONTINUE | ABANDON

Type: String

Required: No

### GlobalTimeout

The maximum time, in seconds, that an instance can remain in a wait state. The maximum is 172800 seconds (48 hours) or 100 times HeartbeatTimeout, whichever is smaller.

Type: Integer

Required: No

### HeartbeatTimeout

The maximum time, in seconds, that can elapse before the lifecycle hook times out. If the lifecycle hook times out, Amazon EC2 Auto Scaling performs the action that you specified in the DefaultResult property.



Type: Integer

Required: No

### **LifecycleHookName**

The name of the lifecycle hook.

Type: String

Length Constraints: Minimum length of 1. Maximum length of 255.

Pattern: [A-Za-z0-9\-\\_\/]+

Required: No

### **LifecycleTransition**

The lifecycle transition.

Valid values: `autoscaling:EC2_INSTANCE_LAUNCHING` |  
`autoscaling:EC2_INSTANCE_TERMINATING`

Type: String

Required: No

### **NotificationMetadata**

Additional information that is included any time Amazon EC2 Auto Scaling sends a message to the notification target.

Type: String

Length Constraints: Minimum length of 1. Maximum length of 4000.

Pattern: [\u0009\u000A\u000D\u0020-\u007e]+

Required: No

### **NotificationTargetARN**

The ARN of the target that Amazon EC2 Auto Scaling sends notifications to when an instance is in a wait state for the lifecycle hook.

Type: String

Length Constraints: Minimum length of 0. Maximum length of 255.

Pattern: `[\u0020-\uD7FF\uE000-\uFFFF\uD800\uDC00-\uDBFF\uDFFF\r\n\t]*`

Required: No

## RoleARN

The ARN of the IAM role that allows the Auto Scaling group to publish to the specified notification target (an Amazon SNS topic or an Amazon SQS queue).

Type: String

Length Constraints: Minimum length of 1. Maximum length of 255.

Pattern: `[\u0020-\uD7FF\uE000-\uFFFF\uD800\uDC00-\uDBFF\uDFFF\r\n\t]*`

Required: No

## See Also

For more information about using this API in one of the language-specific Amazon SDKs, see the following:

- [Amazon SDK for C++](#)
- [Amazon SDK for Java V2](#)
- [Amazon SDK for Ruby V3](#)

# LifecycleHookSpecification

Describes information used to specify a lifecycle hook for an Auto Scaling group.

Lifecycle hooks let you create solutions that are aware of events in the Auto Scaling instance lifecycle, and then perform a custom action on instances when the corresponding lifecycle event occurs.

This step is a part of the procedure for creating a lifecycle hook for an Auto Scaling group:

1. (Optional) Create a launch template or launch configuration with a user data script that runs while an instance is in a wait state due to a lifecycle hook.
2. (Optional) Create a Lambda function and a rule that allows Amazon EventBridge to invoke your Lambda function when an instance is put into a wait state due to a lifecycle hook.
3. (Optional) Create a notification target and an IAM role. The target can be either an Amazon SQS queue or an Amazon SNS topic. The role allows Amazon EC2 Auto Scaling to publish lifecycle notifications to the target.
4. **Create the lifecycle hook. Specify whether the hook is used when the instances launch or terminate.**
5. If you need more time, record the lifecycle action heartbeat to keep the instance in a wait state by using the [RecordLifecycleActionHeartbeat](#) API call.
6. If you finish before the timeout period ends, send a callback by using the [CompleteLifecycleAction](#) API call.

For more information, see [Amazon EC2 Auto Scaling lifecycle hooks](#) in the *Amazon EC2 Auto Scaling User Guide*.

## Contents

### LifecycleHookName

The name of the lifecycle hook.

Type: String

Length Constraints: Minimum length of 1. Maximum length of 255.

Pattern: `[A-Za-z0-9\-\_\/]+`

Required: Yes

## LifecycleTransition

The lifecycle transition. For Auto Scaling groups, there are two major lifecycle transitions.

- To create a lifecycle hook for scale-out events, specify `autoscaling:EC2_INSTANCE_LAUNCHING`.
- To create a lifecycle hook for scale-in events, specify `autoscaling:EC2_INSTANCE_TERMINATING`.

Type: String

Required: Yes

## DefaultResult

The action the Auto Scaling group takes when the lifecycle hook timeout elapses or if an unexpected failure occurs. The default value is ABANDON.

Valid values: CONTINUE | ABANDON

Type: String

Required: No

## HeartbeatTimeout

The maximum time, in seconds, that can elapse before the lifecycle hook times out. The range is from 30 to 7200 seconds. The default value is 3600 seconds (1 hour).

Type: Integer

Required: No

## NotificationMetadata

Additional information that you want to include any time Amazon EC2 Auto Scaling sends a message to the notification target.

Type: String

Length Constraints: Minimum length of 1. Maximum length of 4000.

Pattern: `[\u0009\u000A\u000D\u0020-\u007e]+`

Required: No

### NotificationTargetARN

The Amazon Resource Name (ARN) of the notification target that Amazon EC2 Auto Scaling sends notifications to when an instance is in a wait state for the lifecycle hook. You can specify an Amazon SNS topic or an Amazon SQS queue.

Type: String

Length Constraints: Minimum length of 0. Maximum length of 255.

Pattern: `[\u0020-\uD7FF\uE000-\uFFFF\uD800\uDC00-\uDBFF\uDFFF\r\n\t]*`

Required: No

### RoleARN

The ARN of the IAM role that allows the Auto Scaling group to publish to the specified notification target. For information about creating this role, see [Prepare to add a lifecycle hook to your Auto Scaling group](#) in the *Amazon EC2 Auto Scaling User Guide*.

Valid only if the notification target is an Amazon SNS topic or an Amazon SQS queue.

Type: String

Length Constraints: Minimum length of 1. Maximum length of 255.

Pattern: `[\u0020-\uD7FF\uE000-\uFFFF\uD800\uDC00-\uDBFF\uDFFF\r\n\t]*`

Required: No

## See Also

For more information about using this API in one of the language-specific Amazon SDKs, see the following:

- [Amazon SDK for C++](#)
- [Amazon SDK for Java V2](#)
- [Amazon SDK for Ruby V3](#)

# LoadBalancerState

Describes the state of a Classic Load Balancer.

## Contents

### LoadBalancerName

The name of the load balancer.

Type: String

Length Constraints: Minimum length of 1. Maximum length of 255.

Pattern: `[\u0020-\uD7FF\uE000-\uFFFD\uD800\uDC00-\uDBFF\uDFFF\r\n\t]*`

Required: No

### State

One of the following load balancer states:

- **Adding** - The Auto Scaling instances are being registered with the load balancer.
- **Added** - All Auto Scaling instances are registered with the load balancer.
- **InService** - At least one Auto Scaling instance passed an ELB health check.
- **Removing** - The Auto Scaling instances are being deregistered from the load balancer. If connection draining is enabled, Elastic Load Balancing waits for in-flight requests to complete before deregistering the instances.
- **Removed** - All Auto Scaling instances are deregistered from the load balancer.

Type: String

Length Constraints: Minimum length of 1. Maximum length of 255.

Pattern: `[\u0020-\uD7FF\uE000-\uFFFD\uD800\uDC00-\uDBFF\uDFFF\r\n\t]*`

Required: No

## See Also

For more information about using this API in one of the language-specific Amazon SDKs, see the following:

- [Amazon SDK for C++](#)
- [Amazon SDK for Java V2](#)
- [Amazon SDK for Ruby V3](#)

# LoadBalancerTargetGroupState

Describes the state of a target group.

## Contents

### LoadBalancerTargetGroupARN

The Amazon Resource Name (ARN) of the target group.

Type: String

Length Constraints: Minimum length of 1. Maximum length of 511.

Pattern: `[\u0020-\uD7FF\uE000-\uFFFD\uD800\uDC00-\uDBFF\uDFFF\r\n\t]*`

Required: No

### State

The state of the target group.

- **Adding** - The Auto Scaling instances are being registered with the target group.
- **Added** - All Auto Scaling instances are registered with the target group.
- **InService** - At least one Auto Scaling instance passed an ELB health check.
- **Removing** - The Auto Scaling instances are being deregistered from the target group. If connection draining is enabled, Elastic Load Balancing waits for in-flight requests to complete before deregistering the instances.
- **Removed** - All Auto Scaling instances are deregistered from the target group.

Type: String

Length Constraints: Minimum length of 1. Maximum length of 255.

Pattern: `[\u0020-\uD7FF\uE000-\uFFFD\uD800\uDC00-\uDBFF\uDFFF\r\n\t]*`

Required: No

## See Also

For more information about using this API in one of the language-specific Amazon SDKs, see the following:



- [Amazon SDK for C++](#)
- [Amazon SDK for Java V2](#)
- [Amazon SDK for Ruby V3](#)

# LoadForecast

A `GetPredictiveScalingForecast` call returns the load forecast for a predictive scaling policy. This structure includes the data points for that load forecast, along with the timestamps of those data points and the metric specification.

## Contents

### MetricSpecification

The metric specification for the load forecast.

Type: [PredictiveScalingMetricSpecification](#) object

Required: Yes

### Timestamps.member.N

The timestamps for the data points, in UTC format.

Type: Array of timestamps

Required: Yes

### Values.member.N

The values of the data points.

Type: Array of doubles

Required: Yes

## See Also

For more information about using this API in one of the language-specific Amazon SDKs, see the following:

- [Amazon SDK for C++](#)
- [Amazon SDK for Java V2](#)
- [Amazon SDK for Ruby V3](#)

# MemoryGiBPerVCpuRequest

Specifies the minimum and maximum for the `MemoryGiBPerVCpu` object when you specify [InstanceRequirements](#) for an Auto Scaling group.

## Contents

### Max

The memory maximum in GiB.

Type: Double

Valid Range: Minimum value of 0.

Required: No

### Min

The memory minimum in GiB.

Type: Double

Valid Range: Minimum value of 0.

Required: No

## See Also

For more information about using this API in one of the language-specific Amazon SDKs, see the following:

- [Amazon SDK for C++](#)
- [Amazon SDK for Java V2](#)
- [Amazon SDK for Ruby V3](#)

# MemoryMiBRequest

Specifies the minimum and maximum for the `MemoryMiB` object when you specify [InstanceRequirements](#) for an Auto Scaling group.

## Contents

### Min

The memory minimum in MiB.

Type: Integer

Valid Range: Minimum value of 0.

Required: Yes

### Max

The memory maximum in MiB.

Type: Integer

Valid Range: Minimum value of 0.

Required: No

## See Also

For more information about using this API in one of the language-specific Amazon SDKs, see the following:

- [Amazon SDK for C++](#)
- [Amazon SDK for Java V2](#)
- [Amazon SDK for Ruby V3](#)

# Metric

Represents a specific metric.

`Metric` is a property of the [MetricStat](#) object.

## Contents

### MetricName

The name of the metric.

Type: String

Required: Yes

### Namespace

The namespace of the metric. For more information, see the table in [Amazon services that publish CloudWatch metrics](#) in the *Amazon CloudWatch User Guide*.

Type: String

Required: Yes

### Dimensions.member.N

The dimensions for the metric. For the list of available dimensions, see the Amazon documentation available from the table in [Amazon services that publish CloudWatch metrics](#) in the *Amazon CloudWatch User Guide*.

Conditional: If you published your metric with dimensions, you must specify the same dimensions in your scaling policy.

Type: Array of [MetricDimension](#) objects

Required: No

## See Also

For more information about using this API in one of the language-specific Amazon SDKs, see the following:

- [Amazon SDK for C++](#)
- [Amazon SDK for Java V2](#)
- [Amazon SDK for Ruby V3](#)

# MetricCollectionType

Describes a metric.

## Contents

### Metric

One of the following metrics:

- GroupMinSize
- GroupMaxSize
- GroupDesiredCapacity
- GroupInServiceInstances
- GroupPendingInstances
- GroupStandbyInstances
- GroupTerminatingInstances
- GroupTotalInstances
- GroupInServiceCapacity
- GroupPendingCapacity
- GroupStandbyCapacity
- GroupTerminatingCapacity
- GroupTotalCapacity
- WarmPoolDesiredCapacity
- WarmPoolWarmedCapacity
- WarmPoolPendingCapacity
- WarmPoolTerminatingCapacity
- WarmPoolTotalCapacity
- GroupAndWarmPoolDesiredCapacity
- GroupAndWarmPoolTotalCapacity

Type: String

Length Constraints: Minimum length of 1. Maximum length of 255.

Pattern: `[\u0020-\uD7FF\uE000-\uFFFF\uD800\uDC00-\uDBFF\uDFFF\r\n\t]*`

Required: No

## See Also

For more information about using this API in one of the language-specific Amazon SDKs, see the following:

- [Amazon SDK for C++](#)
- [Amazon SDK for Java V2](#)
- [Amazon SDK for Ruby V3](#)





Conditional: Within each `MetricDataQuery` object, you must specify either `Expression` or `MetricStat`, but not both.

Type: String

Length Constraints: Minimum length of 1. Maximum length of 1023.

Pattern: `[\u0020-\uD7FF\uE000-\uFFFF\uD800\uDC00-\uDBFF\uDFFF\r\n\t]*`

Required: No

## Label

A human-readable label for this metric or expression. This is especially useful if this is a math expression, so that you know what the value represents.

Type: String

Length Constraints: Maximum length of 2047.

Pattern: `[\u0020-\uD7FF\uE000-\uFFFF\uD800\uDC00-\uDBFF\uDFFF\r\n\t]*`

Required: No

## MetricStat

Information about the metric data to return.

Conditional: Within each `MetricDataQuery` object, you must specify either `Expression` or `MetricStat`, but not both.

Type: [MetricStat](#) object

Required: No

## ReturnData

Indicates whether to return the timestamps and raw data values of this metric.

If you use any math expressions, specify `true` for this value for only the final math expression that the metric specification is based on. You must specify `false` for `ReturnData` for all the other metrics and expressions used in the metric specification.

If you are only retrieving metrics and not performing any math expressions, do not specify anything for `ReturnData`. This sets it to its default (`true`).

Type: Boolean

Required: No

## See Also

For more information about using this API in one of the language-specific Amazon SDKs, see the following:

- [Amazon SDK for C++](#)
- [Amazon SDK for Java V2](#)
- [Amazon SDK for Ruby V3](#)

# MetricDimension

Describes the dimension of a metric.

## Contents

### Name

The name of the dimension.

Type: String

Required: Yes

### Value

The value of the dimension.

Type: String

Required: Yes

## See Also

For more information about using this API in one of the language-specific Amazon SDKs, see the following:

- [Amazon SDK for C++](#)
- [Amazon SDK for Java V2](#)
- [Amazon SDK for Ruby V3](#)

# MetricGranularityType

Describes a granularity of a metric.

## Contents

### Granularity

The granularity. The only valid value is 1Minute.

Type: String

Length Constraints: Minimum length of 1. Maximum length of 255.

Pattern: `[\u0020-\uD7FF\uE000-\uFFFF\uD800\uDC00-\uDBFF\uDFFF\r\n\t]*`

Required: No

## See Also

For more information about using this API in one of the language-specific Amazon SDKs, see the following:

- [Amazon SDK for C++](#)
- [Amazon SDK for Java V2](#)
- [Amazon SDK for Ruby V3](#)

# MetricStat

This structure defines the CloudWatch metric to return, along with the statistic and unit.

MetricStat is a property of the [MetricDataQuery](#) object.

For more information about the CloudWatch terminology below, see [Amazon CloudWatch concepts](#) in the *Amazon CloudWatch User Guide*.

## Contents

### Metric

The CloudWatch metric to return, including the metric name, namespace, and dimensions. To get the exact metric name, namespace, and dimensions, inspect the [Metric](#) object that is returned by a call to [ListMetrics](#).

Type: [Metric](#) object

Required: Yes

### Stat

The statistic to return. It can include any CloudWatch statistic or extended statistic. For a list of valid values, see the table in [Statistics](#) in the *Amazon CloudWatch User Guide*.

The most commonly used metrics for predictive scaling are Average and Sum.

Type: String

Length Constraints: Minimum length of 1. Maximum length of 100.

Pattern: `[\u0020-\u007F\uE000-\uFFFF\uD800\uDC00-\uDBFF\uDFFF\u0009\u000A\u000D\u0020-\u007F\uE000-\uFFFF\uD800\uDC00-\uDBFF\uDFFF\u0009\u000A\u000D]`\*

Required: Yes

### Unit

The unit to use for the returned data points. For a complete list of the units that CloudWatch supports, see the [MetricDatum](#) data type in the *Amazon CloudWatch API Reference*.

Type: String

Required: No

## See Also

For more information about using this API in one of the language-specific Amazon SDKs, see the following:

- [Amazon SDK for C++](#)
- [Amazon SDK for Java V2](#)
- [Amazon SDK for Ruby V3](#)

# MixedInstancesPolicy

Use this structure to launch multiple instance types and On-Demand Instances and Spot Instances within a single Auto Scaling group.

A mixed instances policy contains information that Amazon EC2 Auto Scaling can use to launch instances and help optimize your costs. For more information, see [Auto Scaling groups with multiple instance types and purchase options](#) in the *Amazon EC2 Auto Scaling User Guide*.

## Contents

### InstancesDistribution

The instances distribution.

Type: [InstancesDistribution](#) object

Required: No

### LaunchTemplate

One or more launch templates and the instance types (overrides) that are used to launch EC2 instances to fulfill On-Demand and Spot capacities.

Type: [LaunchTemplate](#) object

Required: No

## See Also

For more information about using this API in one of the language-specific Amazon SDKs, see the following:

- [Amazon SDK for C++](#)
- [Amazon SDK for Java V2](#)
- [Amazon SDK for Ruby V3](#)



# NetworkBandwidthGbpsRequest

Specifies the minimum and maximum for the `NetworkBandwidthGbps` object when you specify [InstanceRequirements](#) for an Auto Scaling group.

## Note

Setting the minimum bandwidth does not guarantee that your instance will achieve the minimum bandwidth. Amazon EC2 will identify instance types that support the specified minimum bandwidth, but the actual bandwidth of your instance might go below the specified minimum at times. For more information, see [Available instance bandwidth](#) in the *Amazon EC2 User Guide for Linux Instances*.

## Contents

### Max

The maximum amount of network bandwidth, in gigabits per second (Gbps).

Type: Double

Valid Range: Minimum value of 0.

Required: No

### Min

The minimum amount of network bandwidth, in gigabits per second (Gbps).

Type: Double

Valid Range: Minimum value of 0.

Required: No

## See Also

For more information about using this API in one of the language-specific Amazon SDKs, see the following:

- [Amazon SDK for C++](#)
- [Amazon SDK for Java V2](#)
- [Amazon SDK for Ruby V3](#)

# NetworkInterfaceCountRequest

Specifies the minimum and maximum for the `NetworkInterfaceCount` object when you specify [InstanceRequirements](#) for an Auto Scaling group.

## Contents

### Max

The maximum number of network interfaces.

Type: Integer

Valid Range: Minimum value of 0.

Required: No

### Min

The minimum number of network interfaces.

Type: Integer

Valid Range: Minimum value of 0.

Required: No

## See Also

For more information about using this API in one of the language-specific Amazon SDKs, see the following:

- [Amazon SDK for C++](#)
- [Amazon SDK for Java V2](#)
- [Amazon SDK for Ruby V3](#)

# NotificationConfiguration

Describes a notification.

## Contents

### AutoScalingGroupName

The name of the Auto Scaling group.

Type: String

Length Constraints: Minimum length of 1. Maximum length of 255.

Pattern: `[\u0020-\uD7FF\uE000-\uFFFD\uD800\uDC00-\uDBFF\uDFFF\r\n\t]*`

Required: No

### NotificationType

One of the following event notification types:

- `autoscaling:EC2_INSTANCE_LAUNCH`
- `autoscaling:EC2_INSTANCE_LAUNCH_ERROR`
- `autoscaling:EC2_INSTANCE_TERMINATE`
- `autoscaling:EC2_INSTANCE_TERMINATE_ERROR`
- `autoscaling:TEST_NOTIFICATION`

Type: String

Length Constraints: Minimum length of 1. Maximum length of 255.

Pattern: `[\u0020-\uD7FF\uE000-\uFFFD\uD800\uDC00-\uDBFF\uDFFF\r\n\t]*`

Required: No

### TopicARN

The Amazon Resource Name (ARN) of the Amazon SNS topic.

Type: String

Length Constraints: Minimum length of 1. Maximum length of 255.

Pattern: `[\u0020-\uD7FF\uE000-\uFFFF\uD800\uDC00-\uDBFF\uDFFF\r\n\t]*`

Required: No

## See Also

For more information about using this API in one of the language-specific Amazon SDKs, see the following:

- [Amazon SDK for C++](#)
- [Amazon SDK for Java V2](#)
- [Amazon SDK for Ruby V3](#)

# PerformanceFactorReferenceRequest

Specify an instance family to use as the baseline reference for CPU performance. All instance types that All instance types that match your specified attributes will be compared against the CPU performance of the referenced instance family, regardless of CPU manufacturer or architecture differences.

## Note

Currently only one instance family can be specified in the list.

## Contents

### InstanceFamily

The instance family to use as a baseline reference.

## Note

Make sure that you specify the correct value for the instance family. The instance family is everything before the period (.) in the instance type name. For example, in the instance `c6i.large`, the instance family is `c6i`, not `c6`. For more information, see [Amazon EC2 instance type naming conventions](#) in *Amazon EC2 Instance Types*.

The following instance types are *not supported* for performance protection.

- `c1`
- `g3` | `g3s`
- `hpc7g`
- `m1` | `m2`
- `mac1` | `mac2` | `mac2-m1ultra` | `mac2-m2` | `mac2-m2pro`
- `p3dn` | `p4d` | `p5`
- `t1`
- `u-12tb1` | `u-18tb1` | `u-24tb1` | `u-3tb1` | `u-6tb1` | `u-9tb1` | `u7i-12tb` | `u7in-16tb` | `u7in-24tb` | `u7in-32tb`

If you performance protection by specifying a supported instance family, the returned instance types will exclude the preceding unsupported instance families.

If you specify an unsupported instance family as a value for baseline performance, the API returns an empty response.

Type: String

Required: No

## See Also

For more information about using this API in one of the language-specific Amazon SDKs, see the following:

- [Amazon SDK for C++](#)
- [Amazon SDK for Java V2](#)
- [Amazon SDK for Ruby V3](#)

# PredefinedMetricSpecification

Represents a predefined metric for a target tracking scaling policy to use with Amazon EC2 Auto Scaling.

## Contents

### PredefinedMetricType

The metric type. The following predefined metrics are available:

- `ASGAverageCPUUtilization` - Average CPU utilization of the Auto Scaling group.
- `ASGAverageNetworkIn` - Average number of bytes received on all network interfaces by the Auto Scaling group.
- `ASGAverageNetworkOut` - Average number of bytes sent out on all network interfaces by the Auto Scaling group.
- `ALBRequestCountPerTarget` - Average Application Load Balancer request count per target for your Auto Scaling group.

Type: String

Valid Values: `ASGAverageCPUUtilization` | `ASGAverageNetworkIn` | `ASGAverageNetworkOut` | `ALBRequestCountPerTarget`

Required: Yes

### ResourceLabel

A label that uniquely identifies a specific Application Load Balancer target group from which to determine the average request count served by your Auto Scaling group. You can't specify a resource label unless the target group is attached to the Auto Scaling group.

You create the resource label by appending the final portion of the load balancer ARN and the final portion of the target group ARN into a single value, separated by a forward slash (/). The format of the resource label is:

```
app/my-alb/778d41231b141a0f/targetgroup/my-alb-target-group/943f017f100becff.
```

Where:



- `app/<load-balancer-name>/<load-balancer-id>` is the final portion of the load balancer ARN
- `targetgroup/<target-group-name>/<target-group-id>` is the final portion of the target group ARN.

To find the ARN for an Application Load Balancer, use the [DescribeLoadBalancers](#) API operation. To find the ARN for the target group, use the [DescribeTargetGroups](#) API operation.

Type: String

Length Constraints: Minimum length of 1. Maximum length of 1023.

Pattern: `[\u0020-\uD7FF\uE000-\uFFFF\uD800\uDC00-\uDBFF\uDFFF\r\n\t]*`

Required: No

## See Also

For more information about using this API in one of the language-specific Amazon SDKs, see the following:

- [Amazon SDK for C++](#)
- [Amazon SDK for Java V2](#)
- [Amazon SDK for Ruby V3](#)

# PredictiveScalingConfiguration

Represents a predictive scaling policy configuration to use with Amazon EC2 Auto Scaling.

## Contents

### MetricSpecifications.member.N

This structure includes the metrics and target utilization to use for predictive scaling.

This is an array, but we currently only support a single metric specification. That is, you can specify a target value and a single metric pair, or a target value and one scaling metric and one load metric.

Type: Array of [PredictiveScalingMetricSpecification](#) objects

Required: Yes

### MaxCapacityBreachBehavior

Defines the behavior that should be applied if the forecast capacity approaches or exceeds the maximum capacity of the Auto Scaling group. Defaults to HonorMaxCapacity if not specified.

The following are possible values:

- HonorMaxCapacity - Amazon EC2 Auto Scaling can't increase the maximum capacity of the group when the forecast capacity is close to or exceeds the maximum capacity.
- IncreaseMaxCapacity - Amazon EC2 Auto Scaling can increase the maximum capacity of the group when the forecast capacity is close to or exceeds the maximum capacity. The upper limit is determined by the forecasted capacity and the value for MaxCapacityBuffer.

#### Important

Use caution when allowing the maximum capacity to be automatically increased. This can lead to more instances being launched than intended if the increased maximum capacity is not monitored and managed. The increased maximum capacity then becomes the new normal maximum capacity for the Auto Scaling group until you manually update it. The maximum capacity does not automatically decrease back to the original maximum.

Type: String

Valid Values: HonorMaxCapacity | IncreaseMaxCapacity

Required: No

### **MaxCapacityBuffer**

The size of the capacity buffer to use when the forecast capacity is close to or exceeds the maximum capacity. The value is specified as a percentage relative to the forecast capacity. For example, if the buffer is 10, this means a 10 percent buffer, such that if the forecast capacity is 50, and the maximum capacity is 40, then the effective maximum capacity is 55.

If set to 0, Amazon EC2 Auto Scaling may scale capacity higher than the maximum capacity to equal but not exceed forecast capacity.

Required if the `MaxCapacityBreachBehavior` property is set to `IncreaseMaxCapacity`, and cannot be used otherwise.

Type: Integer

Valid Range: Minimum value of 0. Maximum value of 100.

Required: No

### **Mode**

The predictive scaling mode. Defaults to `ForecastOnly` if not specified.

Type: String

Valid Values: ForecastAndScale | ForecastOnly

Required: No

### **SchedulingBufferTime**

The amount of time, in seconds, by which the instance launch time can be advanced. For example, the forecast says to add capacity at 10:00 AM, and you choose to pre-launch instances by 5 minutes. In that case, the instances will be launched at 9:55 AM. The intention is to give resources time to be provisioned. It can take a few minutes to launch an EC2 instance. The actual amount of time required depends on several factors, such as the size of the instance and whether there are startup scripts to complete.

The value must be less than the forecast interval duration of 3600 seconds (60 minutes). Defaults to 300 seconds if not specified.

Type: Integer

Valid Range: Minimum value of 0.

Required: No

## See Also

For more information about using this API in one of the language-specific Amazon SDKs, see the following:

- [Amazon SDK for C++](#)
- [Amazon SDK for Java V2](#)
- [Amazon SDK for Ruby V3](#)

# PredictiveScalingCustomizedCapacityMetric

Describes a customized capacity metric for a predictive scaling policy.

## Contents

### MetricDataQueries.member.N

One or more metric data queries to provide the data points for a capacity metric. Use multiple metric data queries only if you are performing a math expression on returned data.

Type: Array of [MetricDataQuery](#) objects

Required: Yes

## See Also

For more information about using this API in one of the language-specific Amazon SDKs, see the following:

- [Amazon SDK for C++](#)
- [Amazon SDK for Java V2](#)
- [Amazon SDK for Ruby V3](#)

# PredictiveScalingCustomizedLoadMetric

Describes a custom load metric for a predictive scaling policy.

## Contents

### MetricDataQueries.member.N

One or more metric data queries to provide the data points for a load metric. Use multiple metric data queries only if you are performing a math expression on returned data.

Type: Array of [MetricDataQuery](#) objects

Required: Yes

## See Also

For more information about using this API in one of the language-specific Amazon SDKs, see the following:

- [Amazon SDK for C++](#)
- [Amazon SDK for Java V2](#)
- [Amazon SDK for Ruby V3](#)

# PredictiveScalingCustomizedScalingMetric

Describes a custom scaling metric for a predictive scaling policy.

## Contents

### MetricDataQueries.member.N

One or more metric data queries to provide the data points for a scaling metric. Use multiple metric data queries only if you are performing a math expression on returned data.

Type: Array of [MetricDataQuery](#) objects

Required: Yes

## See Also

For more information about using this API in one of the language-specific Amazon SDKs, see the following:

- [Amazon SDK for C++](#)
- [Amazon SDK for Java V2](#)
- [Amazon SDK for Ruby V3](#)

# PredictiveScalingMetricSpecification

This structure specifies the metrics and target utilization settings for a predictive scaling policy.

You must specify either a metric pair, or a load metric and a scaling metric individually. Specifying a metric pair instead of individual metrics provides a simpler way to configure metrics for a scaling policy. You choose the metric pair, and the policy automatically knows the correct sum and average statistics to use for the load metric and the scaling metric.

## Example

- You create a predictive scaling policy and specify `ALBRequestCount` as the value for the metric pair and `1000.0` as the target value. For this type of metric, you must provide the metric dimension for the corresponding target group, so you also provide a resource label for the Application Load Balancer target group that is attached to your Auto Scaling group.
- The number of requests the target group receives per minute provides the load metric, and the request count averaged between the members of the target group provides the scaling metric. In CloudWatch, this refers to the `RequestCount` and `RequestCountPerTarget` metrics, respectively.
- For optimal use of predictive scaling, you adhere to the best practice of using a dynamic scaling policy to automatically scale between the minimum capacity and maximum capacity in response to real-time changes in resource utilization.
- Amazon EC2 Auto Scaling consumes data points for the load metric over the last 14 days and creates an hourly load forecast for predictive scaling. (A minimum of 24 hours of data is required.)
- After creating the load forecast, Amazon EC2 Auto Scaling determines when to reduce or increase the capacity of your Auto Scaling group in each hour of the forecast period so that the average number of requests received by each instance is as close to 1000 requests per minute as possible at all times.

For information about using custom metrics with predictive scaling, see [Advanced predictive scaling policy configurations using custom metrics](#) in the *Amazon EC2 Auto Scaling User Guide*.



# Contents

## TargetValue

Specifies the target utilization.

### Note

Some metrics are based on a count instead of a percentage, such as the request count for an Application Load Balancer or the number of messages in an SQS queue. If the scaling policy specifies one of these metrics, specify the target utilization as the optimal average request or message count per instance during any one-minute interval.

Type: Double

Required: Yes

## CustomizedCapacityMetricSpecification

The customized capacity metric specification.

Type: [PredictiveScalingCustomizedCapacityMetric](#) object

Required: No

## CustomizedLoadMetricSpecification

The customized load metric specification.

Type: [PredictiveScalingCustomizedLoadMetric](#) object

Required: No

## CustomizedScalingMetricSpecification

The customized scaling metric specification.

Type: [PredictiveScalingCustomizedScalingMetric](#) object

Required: No

## PredefinedLoadMetricSpecification

The predefined load metric specification.

Type: [PredictiveScalingPredefinedLoadMetric](#) object

Required: No

### **PredefinedMetricPairSpecification**

The predefined metric pair specification from which Amazon EC2 Auto Scaling determines the appropriate scaling metric and load metric to use.

Type: [PredictiveScalingPredefinedMetricPair](#) object

Required: No

### **PredefinedScalingMetricSpecification**

The predefined scaling metric specification.

Type: [PredictiveScalingPredefinedScalingMetric](#) object

Required: No

## **See Also**

For more information about using this API in one of the language-specific Amazon SDKs, see the following:

- [Amazon SDK for C++](#)
- [Amazon SDK for Java V2](#)
- [Amazon SDK for Ruby V3](#)

# PredictiveScalingPredefinedLoadMetric

Describes a load metric for a predictive scaling policy.

When returned in the output of `DescribePolicies`, it indicates that a predictive scaling policy uses individually specified load and scaling metrics instead of a metric pair.

## Contents

### PredefinedMetricType

The metric type.

Type: String

Valid Values: `ASGTotalCPUUtilization` | `ASGTotalNetworkIn` | `ASGTotalNetworkOut` | `ALBTargetGroupRequestCount`

Required: Yes

### ResourceLabel

A label that uniquely identifies a specific Application Load Balancer target group from which to determine the request count served by your Auto Scaling group. You can't specify a resource label unless the target group is attached to the Auto Scaling group.

You create the resource label by appending the final portion of the load balancer ARN and the final portion of the target group ARN into a single value, separated by a forward slash (/). The format of the resource label is:

```
app/my-alb/778d41231b141a0f/targetgroup/my-alb-target-group/943f017f100becff.
```

Where:

- `app/<load-balancer-name>/<load-balancer-id>` is the final portion of the load balancer ARN
- `targetgroup/<target-group-name>/<target-group-id>` is the final portion of the target group ARN.

To find the ARN for an Application Load Balancer, use the [DescribeLoadBalancers](#) API operation. To find the ARN for the target group, use the [DescribeTargetGroups](#) API operation.

Type: String

Length Constraints: Minimum length of 1. Maximum length of 1023.

Pattern: `[\u0020-\uD7FF\uE000-\uFFFF\uD800\uDC00-\uDBFF\uDFFF\r\n\t]*`

Required: No

## See Also

For more information about using this API in one of the language-specific Amazon SDKs, see the following:

- [Amazon SDK for C++](#)
- [Amazon SDK for Java V2](#)
- [Amazon SDK for Ruby V3](#)

# PredictiveScalingPredefinedMetricPair

Represents a metric pair for a predictive scaling policy.

## Contents

### PredefinedMetricType

Indicates which metrics to use. There are two different types of metrics for each metric type: one is a load metric and one is a scaling metric. For example, if the metric type is `ASGCPUUtilization`, the Auto Scaling group's total CPU metric is used as the load metric, and the average CPU metric is used for the scaling metric.

Type: String

Valid Values: `ASGCPUUtilization` | `ASGNetworkIn` | `ASGNetworkOut` | `ALBRequestCount`

Required: Yes

### ResourceLabel

A label that uniquely identifies a specific Application Load Balancer target group from which to determine the total and average request count served by your Auto Scaling group. You can't specify a resource label unless the target group is attached to the Auto Scaling group.

You create the resource label by appending the final portion of the load balancer ARN and the final portion of the target group ARN into a single value, separated by a forward slash (/). The format of the resource label is:

```
app/my-alb/778d41231b141a0f/targetgroup/my-alb-target-group/943f017f100becff.
```

Where:

- `app/<load-balancer-name>/<load-balancer-id>` is the final portion of the load balancer ARN
- `targetgroup/<target-group-name>/<target-group-id>` is the final portion of the target group ARN.

To find the ARN for an Application Load Balancer, use the [DescribeLoadBalancers](#) API operation. To find the ARN for the target group, use the [DescribeTargetGroups](#) API operation.

Type: String

Length Constraints: Minimum length of 1. Maximum length of 1023.

Pattern: `[\u0020-\uD7FF\uE000-\uFFFF\uD800\uDC00-\uDBFF\uDFFF\r\n\t]*`

Required: No

## See Also

For more information about using this API in one of the language-specific Amazon SDKs, see the following:

- [Amazon SDK for C++](#)
- [Amazon SDK for Java V2](#)
- [Amazon SDK for Ruby V3](#)

# PredictiveScalingPredefinedScalingMetric

Describes a scaling metric for a predictive scaling policy.

When returned in the output of `DescribePolicies`, it indicates that a predictive scaling policy uses individually specified load and scaling metrics instead of a metric pair.

## Contents

### PredefinedMetricType

The metric type.

Type: String

Valid Values: `ASGAverageCPUUtilization` | `ASGAverageNetworkIn` | `ASGAverageNetworkOut` | `ALBRequestCountPerTarget`

Required: Yes

### ResourceLabel

A label that uniquely identifies a specific Application Load Balancer target group from which to determine the average request count served by your Auto Scaling group. You can't specify a resource label unless the target group is attached to the Auto Scaling group.

You create the resource label by appending the final portion of the load balancer ARN and the final portion of the target group ARN into a single value, separated by a forward slash (/). The format of the resource label is:

```
app/my-alb/778d41231b141a0f/targetgroup/my-alb-target-group/943f017f100becff.
```

Where:

- `app/<load-balancer-name>/<load-balancer-id>` is the final portion of the load balancer ARN
- `targetgroup/<target-group-name>/<target-group-id>` is the final portion of the target group ARN.

To find the ARN for an Application Load Balancer, use the [DescribeLoadBalancers](#) API operation. To find the ARN for the target group, use the [DescribeTargetGroups](#) API operation.

Type: String

Length Constraints: Minimum length of 1. Maximum length of 1023.

Pattern: `[\u0020-\uD7FF\uE000-\uFFFF\uD800\uDC00-\uDBFF\uDFFF\r\n\t]*`

Required: No

## See Also

For more information about using this API in one of the language-specific Amazon SDKs, see the following:

- [Amazon SDK for C++](#)
- [Amazon SDK for Java V2](#)
- [Amazon SDK for Ruby V3](#)



# ProcessType

Describes a process type.

For more information, see [Types of processes](#) in the *Amazon EC2 Auto Scaling User Guide*.

## Contents

### ProcessName

One of the following processes:

- Launch
- Terminate
- AddToLoadBalancer
- AlarmNotification
- AZRebalance
- HealthCheck
- InstanceRefresh
- ReplaceUnhealthy
- ScheduledActions

Type: String

Length Constraints: Minimum length of 1. Maximum length of 255.

Pattern: `[\u0020-\uD7FF\uE000-\uFFFF\uD800\uDC00-\uDBFF\uDFFF\r\n\t]*`

Required: Yes

## See Also

For more information about using this API in one of the language-specific Amazon SDKs, see the following:

- [Amazon SDK for C++](#)
- [Amazon SDK for Java V2](#)
- [Amazon SDK for Ruby V3](#)



# RefreshPreferences

Describes the preferences for an instance refresh.

## Contents

### AlarmSpecification

(Optional) The CloudWatch alarm specification. CloudWatch alarms can be used to identify any issues and fail the operation if an alarm threshold is met.

Type: [AlarmSpecification](#) object

Required: No

### AutoRollback

(Optional) Indicates whether to roll back the Auto Scaling group to its previous configuration if the instance refresh fails or a CloudWatch alarm threshold is met. The default is `false`.

A rollback is not supported in the following situations:

- There is no desired configuration specified for the instance refresh.
- The Auto Scaling group has a launch template that uses an Amazon Systems Manager parameter instead of an AMI ID for the `ImageId` property.
- The Auto Scaling group uses the launch template's `$Latest` or `$Default` version.

For more information, see [Undo changes with a rollback](#) in the *Amazon EC2 Auto Scaling User Guide*.

Type: Boolean

Required: No

### BakeTime

The amount of time, in seconds, to wait at the end of an instance refresh before the instance refresh is considered complete.

Type: Integer

Valid Range: Minimum value of 0. Maximum value of 172800.

Required: No

## CheckpointDelay

(Optional) The amount of time, in seconds, to wait after a checkpoint before continuing. This property is optional, but if you specify a value for it, you must also specify a value for `CheckpointPercentages`. If you specify a value for `CheckpointPercentages` and not for `CheckpointDelay`, the `CheckpointDelay` defaults to 3600 (1 hour).

Type: Integer

Valid Range: Minimum value of 0. Maximum value of 172800.

Required: No

## CheckpointPercentages.member.N

(Optional) Threshold values for each checkpoint in ascending order. Each number must be unique. To replace all instances in the Auto Scaling group, the last number in the array must be 100.

For usage examples, see [Add checkpoints to an instance refresh](#) in the *Amazon EC2 Auto Scaling User Guide*.

Type: Array of integers

Valid Range: Minimum value of 1. Maximum value of 100.

Required: No

## InstanceWarmup

A time period, in seconds, during which an instance refresh waits before moving on to replacing the next instance after a new instance enters the `InService` state.

This property is not required for normal usage. Instead, use the `DefaultInstanceWarmup` property of the Auto Scaling group. The `InstanceWarmup` and `DefaultInstanceWarmup` properties work the same way. Only specify this property if you must override the `DefaultInstanceWarmup` property.

If you do not specify this property, the instance warmup by default is the value of the `DefaultInstanceWarmup` property, if defined (which is recommended in all cases), or the `HealthCheckGracePeriod` property otherwise.

Type: Integer

Valid Range: Minimum value of 0.

Required: No

### **MaxHealthyPercentage**

Specifies the maximum percentage of the group that can be in service and healthy, or pending, to support your workload when replacing instances. The value is expressed as a percentage of the desired capacity of the Auto Scaling group. Value range is 100 to 200.

If you specify `MaxHealthyPercentage`, you must also specify `MinHealthyPercentage`, and the difference between them cannot be greater than 100. A larger range increases the number of instances that can be replaced at the same time.

If you do not specify this property, the default is 100 percent, or the percentage set in the instance maintenance policy for the Auto Scaling group, if defined.

Type: Integer

Valid Range: Minimum value of 100. Maximum value of 200.

Required: No

### **MinHealthyPercentage**

Specifies the minimum percentage of the group to keep in service, healthy, and ready to use to support your workload to allow the operation to continue. The value is expressed as a percentage of the desired capacity of the Auto Scaling group. Value range is 0 to 100.

If you do not specify this property, the default is 90 percent, or the percentage set in the instance maintenance policy for the Auto Scaling group, if defined.

Type: Integer

Valid Range: Minimum value of 0. Maximum value of 100.

Required: No

### **ScaleInProtectedInstances**

Choose the behavior that you want Amazon EC2 Auto Scaling to use if instances protected from scale in are found.

The following lists the valid values:

## Refresh

Amazon EC2 Auto Scaling replaces instances that are protected from scale in.

## Ignore

Amazon EC2 Auto Scaling ignores instances that are protected from scale in and continues to replace instances that are not protected.

## Wait (default)

Amazon EC2 Auto Scaling waits one hour for you to remove scale-in protection. Otherwise, the instance refresh will fail.

Type: String

Valid Values: Refresh | Ignore | Wait

Required: No

## SkipMatching

(Optional) Indicates whether skip matching is enabled. If enabled (`true`), then Amazon EC2 Auto Scaling skips replacing instances that match the desired configuration. If no desired configuration is specified, then it skips replacing instances that have the same launch template and instance types that the Auto Scaling group was using before the start of the instance refresh. The default is `false`.

For more information, see [Use an instance refresh with skip matching](#) in the *Amazon EC2 Auto Scaling User Guide*.

Type: Boolean

Required: No

## StandbyInstances

Choose the behavior that you want Amazon EC2 Auto Scaling to use if instances in Standby state are found.

The following lists the valid values:

### Terminate

Amazon EC2 Auto Scaling terminates instances that are in Standby.

## Ignore

Amazon EC2 Auto Scaling ignores instances that are in Standby and continues to replace instances that are in the InService state.

## Wait (default)

Amazon EC2 Auto Scaling waits one hour for you to return the instances to service. Otherwise, the instance refresh will fail.

Type: String

Valid Values: Terminate | Ignore | Wait

Required: No

## See Also

For more information about using this API in one of the language-specific Amazon SDKs, see the following:

- [Amazon SDK for C++](#)
- [Amazon SDK for Java V2](#)
- [Amazon SDK for Ruby V3](#)

# RollbackDetails

Details about an instance refresh rollback.

## Contents

### InstancesToUpdateOnRollback

Indicates the value of `InstancesToUpdate` at the time the rollback started.

Type: Integer

Valid Range: Minimum value of 0.

Required: No

### PercentageCompleteOnRollback

Indicates the value of `PercentageComplete` at the time the rollback started.

Type: Integer

Valid Range: Minimum value of 0. Maximum value of 100.

Required: No

### ProgressDetailsOnRollback

Reports progress on replacing instances in an Auto Scaling group that has a warm pool. This includes separate details for instances in the warm pool and instances in the Auto Scaling group (the live pool).

Type: [InstanceRefreshProgressDetails](#) object

Required: No

### RollbackReason

The reason for this instance refresh rollback (for example, whether a manual or automatic rollback was initiated).

Type: String

Length Constraints: Minimum length of 1. Maximum length of 1023.



Pattern: `[\u0020-\uD7FF\uE000-\uFFFF\uD800\uDC00-\uDBFF\uDFFF\r\n\t]*`

Required: No

### **RollbackStartTime**

The date and time at which the rollback began.

Type: Timestamp

Required: No

## **See Also**

For more information about using this API in one of the language-specific Amazon SDKs, see the following:

- [Amazon SDK for C++](#)
- [Amazon SDK for Java V2](#)
- [Amazon SDK for Ruby V3](#)

# ScalingPolicy

Describes a scaling policy.

## Contents

### AdjustmentType

Specifies how the scaling adjustment is interpreted (for example, an absolute number or a percentage). The valid values are `ChangeInCapacity`, `ExactCapacity`, and `PercentChangeInCapacity`.

Type: String

Length Constraints: Minimum length of 1. Maximum length of 255.

Pattern: `[\u0020-\uD7FF\uE000-\uFFFD\uD800\uDC00-\uDBFF\uDFFF\r\n\t]*`

Required: No

### Alarms.member.N

The CloudWatch alarms related to the policy.

Type: Array of [Alarm](#) objects

Required: No

### AutoScalingGroupName

The name of the Auto Scaling group.

Type: String

Length Constraints: Minimum length of 1. Maximum length of 255.

Pattern: `[\u0020-\uD7FF\uE000-\uFFFD\uD800\uDC00-\uDBFF\uDFFF\r\n\t]*`

Required: No

### Cooldown

The duration of the policy's cooldown period, in seconds.

Type: Integer

Required: No

### **Enabled**

Indicates whether the policy is enabled (`true`) or disabled (`false`).

Type: Boolean

Required: No

### **EstimatedInstanceWarmup**

The estimated time, in seconds, until a newly launched instance can contribute to the CloudWatch metrics.

Type: Integer

Required: No

### **MetricAggregationType**

The aggregation type for the CloudWatch metrics. The valid values are `Minimum`, `Maximum`, and `Average`.

Type: String

Length Constraints: Minimum length of 1. Maximum length of 32.

Pattern: `[\u0020-\u007F\uE000-\uFFFF\uD800\uDC00-\uDBFF\uDFFF\r\n\t]*`

Required: No

### **MinAdjustmentMagnitude**

The minimum value to scale by when the adjustment type is `PercentChangeInCapacity`.

Type: Integer

Required: No

### **MinAdjustmentStep**

*This member has been deprecated.*

Available for backward compatibility. Use `MinAdjustmentMagnitude` instead.

Type: Integer

Required: No

### PolicyARN

The Amazon Resource Name (ARN) of the policy.

Type: String

Length Constraints: Minimum length of 1. Maximum length of 1600.

Pattern: `[\u0020-\uD7FF\uE000-\uFFFD\uD800\uDC00-\uDBFF\uDFFF\r\n\t]*`

Required: No

### PolicyName

The name of the scaling policy.

Type: String

Length Constraints: Minimum length of 1. Maximum length of 255.

Pattern: `[\u0020-\uD7FF\uE000-\uFFFD\uD800\uDC00-\uDBFF\uDFFF\r\n\t]*`

Required: No

### PolicyType

One of the following policy types:

- TargetTrackingScaling
- StepScaling
- SimpleScaling (default)
- PredictiveScaling

For more information, see [Target tracking scaling policies](#) and [Step and simple scaling policies](#) in the *Amazon EC2 Auto Scaling User Guide*.

Type: String

Length Constraints: Minimum length of 1. Maximum length of 64.

Pattern: `[\u0020-\uD7FF\uE000-\uFFFD\uD800\uDC00-\uDBFF\uDFFF\r\n\t]*`

Required: No

## PredictiveScalingConfiguration

A predictive scaling policy.

Type: [PredictiveScalingConfiguration](#) object

Required: No

## ScalingAdjustment

The amount by which to scale, based on the specified adjustment type. A positive value adds to the current capacity while a negative number removes from the current capacity.

Type: Integer

Required: No

## StepAdjustments.member.N

A set of adjustments that enable you to scale based on the size of the alarm breach.

Type: Array of [StepAdjustment](#) objects

Required: No

## TargetTrackingConfiguration

A target tracking scaling policy.

Type: [TargetTrackingConfiguration](#) object

Required: No

## See Also

For more information about using this API in one of the language-specific Amazon SDKs, see the following:

- [Amazon SDK for C++](#)
- [Amazon SDK for Java V2](#)
- [Amazon SDK for Ruby V3](#)

# ScheduledUpdateGroupAction

Describes a scheduled scaling action.

## Contents

### AutoScalingGroupName

The name of the Auto Scaling group.

Type: String

Length Constraints: Minimum length of 1. Maximum length of 255.

Pattern: `[\u0020-\uD7FF\uE000-\uFFFF\uD800\uDC00-\uDBFF\uDFFF\r\n\t]*`

Required: No

### DesiredCapacity

The desired capacity is the initial capacity of the Auto Scaling group after the scheduled action runs and the capacity it attempts to maintain.

Type: Integer

Required: No

### EndTime

The date and time in UTC for the recurring schedule to end. For example, "2019-06-01T00:00:00Z".

Type: Timestamp

Required: No

### MaxSize

The maximum size of the Auto Scaling group.

Type: Integer

Required: No

## MinSize

The minimum size of the Auto Scaling group.

Type: Integer

Required: No

## Recurrence

The recurring schedule for the action, in Unix cron syntax format.

When `StartTime` and `EndTime` are specified with `Recurrence`, they form the boundaries of when the recurring action starts and stops.

Type: String

Length Constraints: Minimum length of 1. Maximum length of 255.

Pattern: `[\u0020-\uD7FF\uE000-\uFFFF\uD800\uDC00-\uDBFF\uDFFF\r\n\t]*`

Required: No

## ScheduledActionARN

The Amazon Resource Name (ARN) of the scheduled action.

Type: String

Length Constraints: Minimum length of 1. Maximum length of 1600.

Pattern: `[\u0020-\uD7FF\uE000-\uFFFF\uD800\uDC00-\uDBFF\uDFFF\r\n\t]*`

Required: No

## ScheduledActionName

The name of the scheduled action.

Type: String

Length Constraints: Minimum length of 1. Maximum length of 255.

Pattern: `[\u0020-\uD7FF\uE000-\uFFFF\uD800\uDC00-\uDBFF\uDFFF\r\n\t]*`

Required: No

## StartTime

The date and time in UTC for this action to start. For example, "2019-06-01T00:00:00Z".

Type: Timestamp

Required: No

## Time

This property is no longer used.

Type: Timestamp

Required: No

## TimeZone

The time zone for the cron expression.

Type: String

Length Constraints: Minimum length of 1. Maximum length of 255.

Pattern: `[\u0020-\uD7FF\uE000-\uFFFF\uD800\uDC00-\uDBFF\uDFFF\r\n\t]*`

Required: No

## See Also

For more information about using this API in one of the language-specific Amazon SDKs, see the following:

- [Amazon SDK for C++](#)
- [Amazon SDK for Java V2](#)
- [Amazon SDK for Ruby V3](#)



# ScheduledUpdateGroupActionRequest

Describes information used for one or more scheduled scaling action updates in a [BatchPutScheduledUpdateGroupAction](#) operation.

## Contents

### ScheduledActionName

The name of the scaling action.

Type: String

Length Constraints: Minimum length of 1. Maximum length of 255.

Pattern: `[\u0020-\uD7FF\uE000-\uFFFF\uD800\uDC00-\uDBFF\uDFFF\r\n\t]*`

Required: Yes

### DesiredCapacity

The desired capacity is the initial capacity of the Auto Scaling group after the scheduled action runs and the capacity it attempts to maintain.

Type: Integer

Required: No

### EndTime

The date and time for the recurring schedule to end, in UTC.

Type: Timestamp

Required: No

### MaxSize

The maximum size of the Auto Scaling group.

Type: Integer

Required: No

## MinSize

The minimum size of the Auto Scaling group.

Type: Integer

Required: No

## Recurrence

The recurring schedule for the action, in Unix cron syntax format. This format consists of five fields separated by white spaces: [Minute] [Hour] [Day\_of\_Month] [Month\_of\_Year] [Day\_of\_Week]. The value must be in quotes (for example, "30 0 1 1,6,12 \*"). For more information about this format, see [Crontab](#).

When `StartTime` and `EndTime` are specified with `Recurrence`, they form the boundaries of when the recurring action starts and stops.

Cron expressions use Universal Coordinated Time (UTC) by default.

Type: String

Length Constraints: Minimum length of 1. Maximum length of 255.

Pattern: `[\u0020-\u007F\u0000-\u00FF\uD800-\uDC00-\uDBFF-\uDFFF\x\n\t]*`

Required: No

## StartTime

The date and time for the action to start, in YYYY-MM-DDThh:mm:ssZ format in UTC/GMT only and in quotes (for example, "2019-06-01T00:00:00Z").

If you specify `Recurrence` and `StartTime`, Amazon EC2 Auto Scaling performs the action at this time, and then performs the action based on the specified recurrence.

If you try to schedule the action in the past, Amazon EC2 Auto Scaling returns an error message.

Type: Timestamp

Required: No

## TimeZone

Specifies the time zone for a cron expression. If a time zone is not provided, UTC is used by default.

Valid values are the canonical names of the IANA time zones, derived from the IANA Time Zone Database (such as `Etc/GMT+9` or `Pacific/Tahiti`). For more information, see [https://en.wikipedia.org/wiki/List\\_of\\_tz\\_database\\_time\\_zones](https://en.wikipedia.org/wiki/List_of_tz_database_time_zones).

Type: String

Length Constraints: Minimum length of 1. Maximum length of 255.

Pattern: `[\u0020-\uD7FF\uE000-\uFFFF\uD800\uDC00-\uDBFF\uDFFF\r\n\t]*`

Required: No

## See Also

For more information about using this API in one of the language-specific Amazon SDKs, see the following:

- [Amazon SDK for C++](#)
- [Amazon SDK for Java V2](#)
- [Amazon SDK for Ruby V3](#)

# StepAdjustment

Describes information used to create a step adjustment for a step scaling policy.

For the following examples, suppose that you have an alarm with a breach threshold of 50:

- To trigger the adjustment when the metric is greater than or equal to 50 and less than 60, specify a lower bound of 0 and an upper bound of 10.
- To trigger the adjustment when the metric is greater than 40 and less than or equal to 50, specify a lower bound of -10 and an upper bound of 0.

There are a few rules for the step adjustments for your step policy:

- The ranges of your step adjustments can't overlap or have a gap.
- At most, one step adjustment can have a null lower bound. If one step adjustment has a negative lower bound, then there must be a step adjustment with a null lower bound.
- At most, one step adjustment can have a null upper bound. If one step adjustment has a positive upper bound, then there must be a step adjustment with a null upper bound.
- The upper and lower bound can't be null in the same step adjustment.

For more information, see [Step adjustments](#) in the *Amazon EC2 Auto Scaling User Guide*.

## Contents

### ScalingAdjustment

The amount by which to scale, based on the specified adjustment type. A positive value adds to the current capacity while a negative number removes from the current capacity. For exact capacity, you must specify a non-negative value.

Type: Integer

Required: Yes

### MetricIntervalLowerBound

The lower bound for the difference between the alarm threshold and the CloudWatch metric. If the metric value is above the breach threshold, the lower bound is inclusive (the metric must be greater than or equal to the threshold plus the lower bound). Otherwise, it is exclusive

(the metric must be greater than the threshold plus the lower bound). A null value indicates negative infinity.

Type: Double

Required: No

### **MetricIntervalUpperBound**

The upper bound for the difference between the alarm threshold and the CloudWatch metric. If the metric value is above the breach threshold, the upper bound is exclusive (the metric must be less than the threshold plus the upper bound). Otherwise, it is inclusive (the metric must be less than or equal to the threshold plus the upper bound). A null value indicates positive infinity.

The upper bound must be greater than the lower bound.

Type: Double

Required: No

## **See Also**

For more information about using this API in one of the language-specific Amazon SDKs, see the following:

- [Amazon SDK for C++](#)
- [Amazon SDK for Java V2](#)
- [Amazon SDK for Ruby V3](#)

# SuspendedProcess

Describes an auto scaling process that has been suspended.

For more information, see [Types of processes](#) in the *Amazon EC2 Auto Scaling User Guide*.

## Contents

### ProcessName

The name of the suspended process.

Type: String

Length Constraints: Minimum length of 1. Maximum length of 255.

Pattern: `[\u0020-\uD7FF\uE000-\uFFFD\uD800\uDC00-\uDBFF\uDFFF\r\n\t]*`

Required: No

### SuspensionReason

The reason that the process was suspended.

Type: String

Length Constraints: Minimum length of 1. Maximum length of 255.

Pattern: `[\u0020-\uD7FF\uE000-\uFFFD\uD800\uDC00-\uDBFF\uDFFF\r\n\t]*`

Required: No

## See Also

For more information about using this API in one of the language-specific Amazon SDKs, see the following:

- [Amazon SDK for C++](#)
- [Amazon SDK for Java V2](#)
- [Amazon SDK for Ruby V3](#)

# Tag

Describes a tag for an Auto Scaling group.

## Contents

### Key

The tag key.

Type: String

Length Constraints: Minimum length of 1. Maximum length of 128.

Pattern: `[\u0020-\uD7FF\uE000-\uFFFF\uD800\uDC00-\uDBFF\uDFFF\r\n\t]*`

Required: Yes

### PropagateAtLaunch

Determines whether the tag is added to new instances as they are launched in the group.

Type: Boolean

Required: No

### ResourceId

The name of the Auto Scaling group.

Type: String

Pattern: `[\u0020-\uD7FF\uE000-\uFFFF\uD800\uDC00-\uDBFF\uDFFF\r\n\t]*`

Required: No

### ResourceType

The type of resource. The only supported value is `auto-scaling-group`.

Type: String

Pattern: `[\u0020-\uD7FF\uE000-\uFFFF\uD800\uDC00-\uDBFF\uDFFF\r\n\t]*`

Required: No

## Value

The tag value.

Type: String

Length Constraints: Minimum length of 0. Maximum length of 256.

Pattern: `[\u0020-\uD7FF\uE000-\uFFFF\uD800\uDC00-\uDBFF\uDFFF\r\n\t]*`

Required: No

## See Also

For more information about using this API in one of the language-specific Amazon SDKs, see the following:

- [Amazon SDK for C++](#)
- [Amazon SDK for Java V2](#)
- [Amazon SDK for Ruby V3](#)



# TagDescription

Describes a tag for an Auto Scaling group.

## Contents

### Key

The tag key.

Type: String

Length Constraints: Minimum length of 1. Maximum length of 128.

Pattern: `[\u0020-\uD7FF\uE000-\uFFFF\uD800\uDC00-\uDBFF\uDFFF\r\n\t]*`

Required: No

### PropagateAtLaunch

Determines whether the tag is added to new instances as they are launched in the group.

Type: Boolean

Required: No

### ResourceId

The name of the group.

Type: String

Pattern: `[\u0020-\uD7FF\uE000-\uFFFF\uD800\uDC00-\uDBFF\uDFFF\r\n\t]*`

Required: No

### ResourceType

The type of resource. The only supported value is auto-scaling-group.

Type: String

Pattern: `[\u0020-\uD7FF\uE000-\uFFFF\uD800\uDC00-\uDBFF\uDFFF\r\n\t]*`

Required: No

## Value

The tag value.

Type: String

Length Constraints: Minimum length of 0. Maximum length of 256.

Pattern: `[\u0020-\uD7FF\uE000-\uFFFF\uD800\uDC00-\uDBFF\uDFFF\r\n\t]*`

Required: No

## See Also

For more information about using this API in one of the language-specific Amazon SDKs, see the following:

- [Amazon SDK for C++](#)
- [Amazon SDK for Java V2](#)
- [Amazon SDK for Ruby V3](#)

# TargetTrackingConfiguration

Represents a target tracking scaling policy configuration to use with Amazon EC2 Auto Scaling.

## Contents

### TargetValue

The target value for the metric.

#### Note

Some metrics are based on a count instead of a percentage, such as the request count for an Application Load Balancer or the number of messages in an SQS queue. If the scaling policy specifies one of these metrics, specify the target utilization as the optimal average request or message count per instance during any one-minute interval.

Type: Double

Required: Yes

### CustomizedMetricSpecification

A customized metric. You must specify either a predefined metric or a customized metric.

Type: [CustomizedMetricSpecification](#) object

Required: No

### DisableScaleIn

Indicates whether scaling in by the target tracking scaling policy is disabled. If scaling in is disabled, the target tracking scaling policy doesn't remove instances from the Auto Scaling group. Otherwise, the target tracking scaling policy can remove instances from the Auto Scaling group. The default is `false`.

Type: Boolean

Required: No

### PredefinedMetricSpecification

A predefined metric. You must specify either a predefined metric or a customized metric.

Type: [PredefinedMetricSpecification](#) object

Required: No

## See Also

For more information about using this API in one of the language-specific Amazon SDKs, see the following:

- [Amazon SDK for C++](#)
- [Amazon SDK for Java V2](#)
- [Amazon SDK for Ruby V3](#)

# TargetTrackingMetricDataQuery

The metric data to return. Also defines whether this call is returning data for one metric only, or whether it is performing a math expression on the values of returned metric statistics to create a new time series. A time series is a series of data points, each of which is associated with a timestamp.

You can use TargetTrackingMetricDataQuery structures with a [PutScalingPolicy](#) operation when you specify a [TargetTrackingConfiguration](#) in the request.

You can call for a single metric or perform math expressions on multiple metrics. Any expressions used in a metric specification must eventually return a single time series.

For more information, see the [Create a target tracking scaling policy for Amazon EC2 Auto Scaling using metric math](#) in the *Amazon EC2 Auto Scaling User Guide*.

## Contents

### Id

A short name that identifies the object's results in the response. This name must be unique among all TargetTrackingMetricDataQuery objects specified for a single scaling policy. If you are performing math expressions on this set of data, this name represents that data and can serve as a variable in the mathematical expression. The valid characters are letters, numbers, and underscores. The first character must be a lowercase letter.

Type: String

Length Constraints: Minimum length of 1. Maximum length of 64.

Pattern: `[\u0020-\uD7FF\uE000-\uFFFF\uD800\uDC00-\uDBFF\uDFFF\r\n\t]*`

Required: Yes

### Expression

The math expression to perform on the returned data, if this object is performing a math expression. This expression can use the Id of the other metrics to refer to those metrics, and can also use the Id of other expressions to use the result of those expressions.

Conditional: Within each TargetTrackingMetricDataQuery object, you must specify either Expression or MetricStat, but not both.

Type: String

Length Constraints: Minimum length of 1. Maximum length of 2047.

Pattern: `[\u0020-\uD7FF\uE000-\uFFFD\uD800\uDC00-\uDBFF\uDFFF\r\n\t]*`

Required: No

## Label

A human-readable label for this metric or expression. This is especially useful if this is a math expression, so that you know what the value represents.

Type: String

Length Constraints: Maximum length of 2047.

Pattern: `[\u0020-\uD7FF\uE000-\uFFFD\uD800\uDC00-\uDBFF\uDFFF\r\n\t]*`

Required: No

## MetricStat

Information about the metric data to return.

Conditional: Within each `TargetTrackingMetricDataQuery` object, you must specify either `Expression` or `MetricStat`, but not both.

Type: [TargetTrackingMetricStat](#) object

Required: No

## Period

The period of the metric in seconds. The default value is 60. Accepted values are 10, 30, and 60. For high resolution metric, set the value to less than 60. For more information, see [Create a target tracking policy using high-resolution metrics for faster response](#).

Type: Integer

Valid Range: Minimum value of 1.

Required: No

## ReturnData

Indicates whether to return the timestamps and raw data values of this metric.

If you use any math expressions, specify `true` for this value for only the final math expression that the metric specification is based on. You must specify `false` for `ReturnData` for all the other metrics and expressions used in the metric specification.

If you are only retrieving metrics and not performing any math expressions, do not specify anything for `ReturnData`. This sets it to its default (`true`).

Type: Boolean

Required: No

## See Also

For more information about using this API in one of the language-specific Amazon SDKs, see the following:

- [Amazon SDK for C++](#)
- [Amazon SDK for Java V2](#)
- [Amazon SDK for Ruby V3](#)

# TargetTrackingMetricStat

This structure defines the CloudWatch metric to return, along with the statistic and unit.

TargetTrackingMetricStat is a property of the [TargetTrackingMetricDataQuery](#) object.

For more information about the CloudWatch terminology below, see [Amazon CloudWatch concepts](#) in the *Amazon CloudWatch User Guide*.

## Contents

### Metric

The metric to use.

Type: [Metric](#) object

Required: Yes

### Stat

The statistic to return. It can include any CloudWatch statistic or extended statistic. For a list of valid values, see the table in [Statistics](#) in the *Amazon CloudWatch User Guide*.

The most commonly used metric for scaling is Average.

Type: String

Length Constraints: Minimum length of 1. Maximum length of 100.

Pattern: `[\u0020-\u007F\u00E0-\u00FF\u0080-\u00FF\u00D8-\u00DC\u00DB-\u00FF\u00r\u00n\u00t]*`

Required: Yes

### Period

The period of the metric in seconds. The default value is 60. Accepted values are 10, 30, and 60. For high resolution metric, set the value to less than 60. For more information, see [Create a target tracking policy using high-resolution metrics for faster response](#).

Type: Integer

Valid Range: Minimum value of 1.



Required: No

## Unit

The unit to use for the returned data points. For a complete list of the units that CloudWatch supports, see the [MetricDatum](#) data type in the *Amazon CloudWatch API Reference*.

Type: String

Required: No

## See Also

For more information about using this API in one of the language-specific Amazon SDKs, see the following:

- [Amazon SDK for C++](#)
- [Amazon SDK for Java V2](#)
- [Amazon SDK for Ruby V3](#)

# TotalLocalStorageGBRequest

Specifies the minimum and maximum for the TotalLocalStorageGB object when you specify [InstanceRequirements](#) for an Auto Scaling group.

## Contents

### Max

The storage maximum in GB.

Type: Double

Valid Range: Minimum value of 0.

Required: No

### Min

The storage minimum in GB.

Type: Double

Valid Range: Minimum value of 0.

Required: No

## See Also

For more information about using this API in one of the language-specific Amazon SDKs, see the following:

- [Amazon SDK for C++](#)
- [Amazon SDK for Java V2](#)
- [Amazon SDK for Ruby V3](#)

# TrafficSourceIdentifier

Identifying information for a traffic source.

## Contents

### Identifier

Identifies the traffic source.

For Application Load Balancers, Gateway Load Balancers, Network Load Balancers, and VPC Lattice, this will be the Amazon Resource Name (ARN) for a target group in this account and Region. For Classic Load Balancers, this will be the name of the Classic Load Balancer in this account and Region.

For example:

- Application Load Balancer ARN: `arn:aws:elasticloadbalancing:us-west-2:123456789012:targetgroup/my-targets/1234567890123456`
- Classic Load Balancer name: `my-classic-load-balancer`
- VPC Lattice ARN: `arn:aws:vpc-lattice:us-west-2:123456789012:targetgroup/tg-1234567890123456`

To get the ARN of a target group for a Application Load Balancer, Gateway Load Balancer, or Network Load Balancer, or the name of a Classic Load Balancer, use the Elastic Load Balancing [DescribeTargetGroups](#) and [DescribeLoadBalancers](#) API operations.

To get the ARN of a target group for VPC Lattice, use the VPC Lattice [GetTargetGroup](#) API operation.

Type: String

Length Constraints: Minimum length of 1. Maximum length of 511.

Pattern: `[\u0020-\u007F\u00E0-\u00FF\uD800-\uDC00-\uDBFF\uDFFF\r\n\t]*`

Required: Yes

### Type

Provides additional context for the value of `Identifier`.

The following lists the valid values:

- `elb` if `Identifier` is the name of a Classic Load Balancer.
- `elbv2` if `Identifier` is the ARN of an Application Load Balancer, Gateway Load Balancer, or Network Load Balancer target group.
- `vpc-lattice` if `Identifier` is the ARN of a VPC Lattice target group.

Required if the identifier is the name of a Classic Load Balancer.

Type: String

Length Constraints: Minimum length of 1. Maximum length of 511.

Pattern: `[\u0020-\uD7FF\uE000-\uFFFF\uD800\uDC00-\uDBFF\uDFFF\r\n\t]*`

Required: No

## See Also

For more information about using this API in one of the language-specific Amazon SDKs, see the following:

- [Amazon SDK for C++](#)
- [Amazon SDK for Java V2](#)
- [Amazon SDK for Ruby V3](#)

# TrafficSourceState

Describes the state of a traffic source.

## Contents

### Identifier

The unique identifier of the traffic source.

Type: String

Length Constraints: Minimum length of 1. Maximum length of 511.

Pattern: `[\u0020-\uD7FF\uE000-\uFFFF\uD800\uDC00-\uDBFF\uDFFF\r\n\t]*`

Required: No

### State

Describes the current state of a traffic source.

The state values are as follows:

- **Adding** - The Auto Scaling instances are being registered with the load balancer or target group.
- **Added** - All Auto Scaling instances are registered with the load balancer or target group.
- **InService** - For an Elastic Load Balancing load balancer or target group, at least one Auto Scaling instance passed an ELB health check. For VPC Lattice, at least one Auto Scaling instance passed an VPC\_LATTICE health check.
- **Removing** - The Auto Scaling instances are being deregistered from the load balancer or target group. If connection draining (deregistration delay) is enabled, Elastic Load Balancing or VPC Lattice waits for in-flight requests to complete before deregistering the instances.
- **Removed** - All Auto Scaling instances are deregistered from the load balancer or target group.

Type: String

Length Constraints: Minimum length of 1. Maximum length of 255.

Pattern: `[\u0020-\uD7FF\uE000-\uFFFF\uD800\uDC00-\uDBFF\uDFFF\r\n\t]*`

Required: No

## TrafficSource

*This member has been deprecated.*

This is replaced by `Identifier`.

Type: String

Length Constraints: Minimum length of 1. Maximum length of 511.

Pattern: `[\u0020-\uD7FF\uE000-\uFFFD\uD800\uDC00-\uDBFF\uDFFF\r\n\t]*`

Required: No

## Type

Provides additional context for the value of `Identifier`.

The following lists the valid values:

- `elb` if `Identifier` is the name of a Classic Load Balancer.
- `elbv2` if `Identifier` is the ARN of an Application Load Balancer, Gateway Load Balancer, or Network Load Balancer target group.
- `vpc-lattice` if `Identifier` is the ARN of a VPC Lattice target group.

Required if the identifier is the name of a Classic Load Balancer.

Type: String

Length Constraints: Minimum length of 1. Maximum length of 511.

Pattern: `[\u0020-\uD7FF\uE000-\uFFFD\uD800\uDC00-\uDBFF\uDFFF\r\n\t]*`

Required: No

## See Also

For more information about using this API in one of the language-specific Amazon SDKs, see the following:

- [Amazon SDK for C++](#)
- [Amazon SDK for Java V2](#)

- [Amazon SDK for Ruby V3](#)

# VCpuCountRequest

Specifies the minimum and maximum for the VCpuCount object when you specify [InstanceRequirements](#) for an Auto Scaling group.

## Contents

### Min

The minimum number of vCPUs.

Type: Integer

Valid Range: Minimum value of 0.

Required: Yes

### Max

The maximum number of vCPUs.

Type: Integer

Valid Range: Minimum value of 0.

Required: No

## See Also

For more information about using this API in one of the language-specific Amazon SDKs, see the following:

- [Amazon SDK for C++](#)
- [Amazon SDK for Java V2](#)
- [Amazon SDK for Ruby V3](#)



# WarmPoolConfiguration

Describes a warm pool configuration.

## Contents

### InstanceReusePolicy

The instance reuse policy.

Type: [InstanceReusePolicy](#) object

Required: No

### MaxGroupPreparedCapacity

The maximum number of instances that are allowed to be in the warm pool or in any state except Terminated for the Auto Scaling group.

Type: Integer

Valid Range: Minimum value of -1.

Required: No

### MinSize

The minimum number of instances to maintain in the warm pool.

Type: Integer

Valid Range: Minimum value of 0.

Required: No

### PoolState

The instance state to transition to after the lifecycle actions are complete.

Type: String

Valid Values: Stopped | Running | Hibernated

Required: No

## Status

The status of a warm pool that is marked for deletion.

Type: String

Valid Values: PendingDelete

Required: No

## See Also

For more information about using this API in one of the language-specific Amazon SDKs, see the following:

- [Amazon SDK for C++](#)
- [Amazon SDK for Java V2](#)
- [Amazon SDK for Ruby V3](#)

# Common Parameters

The following list contains the parameters that all actions use for signing Signature Version 4 requests with a query string. Any action-specific parameters are listed in the topic for that action. For more information about Signature Version 4, see [Signing Amazon API requests](#) in the *IAM User Guide*.

## Action

The action to be performed.

Type: string

Required: Yes

## Version

The API version that the request is written for, expressed in the format YYYY-MM-DD.

Type: string

Required: Yes

## X-Amz-Algorithm

The hash algorithm that you used to create the request signature.

Condition: Specify this parameter when you include authentication information in a query string instead of in the HTTP authorization header.

Type: string

Valid Values: AWS4-HMAC-SHA256

Required: Conditional

## X-Amz-Credential

The credential scope value, which is a string that includes your access key, the date, the region you are targeting, the service you are requesting, and a termination string ("aws4\_request"). The value is expressed in the following format: *access\_key/YYYYMMDD/region/service/aws4\_request*.

For more information, see [Create a signed Amazon API request](#) in the *IAM User Guide*.

Condition: Specify this parameter when you include authentication information in a query string instead of in the HTTP authorization header.

Type: string

Required: Conditional

### **X-Amz-Date**

The date that is used to create the signature. The format must be ISO 8601 basic format (YYYYMMDD'T'HHMMSS'Z'). For example, the following date time is a valid X-Amz-Date value: 20120325T120000Z.

Condition: X-Amz-Date is optional for all requests; it can be used to override the date used for signing requests. If the Date header is specified in the ISO 8601 basic format, X-Amz-Date is not required. When X-Amz-Date is used, it always overrides the value of the Date header. For more information, see [Elements of an Amazon API request signature](#) in the *IAM User Guide*.

Type: string

Required: Conditional

### **X-Amz-Security-Token**

The temporary security token that was obtained through a call to Amazon Security Token Service (Amazon STS). For a list of services that support temporary security credentials from Amazon STS, see [Amazon Web Services services that work with IAM](#) in the *IAM User Guide*.

Condition: If you're using temporary security credentials from Amazon STS, you must include the security token.

Type: string

Required: Conditional

### **X-Amz-Signature**

Specifies the hex-encoded signature that was calculated from the string to sign and the derived signing key.

Condition: Specify this parameter when you include authentication information in a query string instead of in the HTTP authorization header.

Type: string

Required: Conditional

### **X-Amz-SignedHeaders**

Specifies all the HTTP headers that were included as part of the canonical request. For more information about specifying signed headers, see [Create a signed Amazon API request](#) in the *IAM User Guide*.

Condition: Specify this parameter when you include authentication information in a query string instead of in the HTTP authorization header.

Type: string

Required: Conditional

# Common Errors

This section lists the errors common to the API actions of all Amazon services. For errors specific to an API action for this service, see the topic for that API action.

## **AccessDeniedException**

You do not have sufficient access to perform this action.

HTTP Status Code: 400

## **IncompleteSignature**

The request signature does not conform to Amazon standards.

HTTP Status Code: 400

## **InternalFailure**

The request processing has failed because of an unknown error, exception or failure.

HTTP Status Code: 500

## **InvalidAction**

The action or operation requested is invalid. Verify that the action is typed correctly.

HTTP Status Code: 400

## **InvalidClientTokenId**

The X.509 certificate or Amazon access key ID provided does not exist in our records.

HTTP Status Code: 403

## **NotAuthorized**

You do not have permission to perform this action.

HTTP Status Code: 400

## **OptInRequired**

The Amazon access key ID needs a subscription for the service.

HTTP Status Code: 403

**RequestExpired**

The request reached the service more than 15 minutes after the date stamp on the request or more than 15 minutes after the request expiration date (such as for pre-signed URLs), or the date stamp on the request is more than 15 minutes in the future.

HTTP Status Code: 400

**ServiceUnavailable**

The request has failed due to a temporary failure of the server.

HTTP Status Code: 503

**ThrottlingException**

The request was denied due to request throttling.

HTTP Status Code: 400

**ValidationError**

The input fails to satisfy the constraints specified by an Amazon service.

HTTP Status Code: 400

# Granting IAM permissions for Amazon EC2 Auto Scaling actions

If you receive an `AccessDeniedException` when calling an Amazon EC2 Auto Scaling API action, it means that the Amazon Identity and Access Management (IAM) credentials that you are using do not have the required permissions to make that call.

By default, a brand new user in your Amazon Web Services account has no permissions to do anything. An IAM administrator must create and assign IAM policies that give an IAM identity (such as a user or role) permission to perform Amazon EC2 Auto Scaling API actions. For more information, see [Identity and Access Management for Amazon EC2 Auto Scaling](#) in the *Amazon EC2 Auto Scaling User Guide*.

In general, to perform an Amazon EC2 Auto Scaling action, an IAM identity must have only the matching action included in a policy, but doesn't need to be explicitly granted permission to manage Amazon EC2 instances. However, there are some operations that require multiple actions in a policy. These additional actions are called *dependent actions*. For example, if you call `CreateAutoScalingGroup` to create an Auto Scaling group with a launch template, you must also have the Amazon EC2 API permissions necessary to complete this action. For more information, see [Amazon EC2 Auto Scaling API permissions](#) in the *Amazon EC2 Auto Scaling User Guide*.