

Amazon Transfer Family



Amazon Transfer Family: API Reference

Table of Contents

Welcome	1
Actions	4
CreateAccess	7
Request Syntax	7
Request Parameters	7
Response Syntax	11
Response Elements	11
Errors	12
See Also	13
CreateAgreement	14
Request Syntax	14
Request Parameters	14
Response Syntax	17
Response Elements	17
Errors	18
Examples	18
See Also	19
CreateConnector	20
Request Syntax	20
Request Parameters	21
Response Syntax	23
Response Elements	23
Errors	24
Examples	24
See Also	26
CreateProfile	28
Request Syntax	28
Request Parameters	28
Response Syntax	29
Response Elements	29
Errors	30
Examples	31
See Also	31
CreateServer	32

Request Syntax	32
Request Parameters	33
Response Syntax	42
Response Elements	42
Errors	42
Examples	43
See Also	44
CreateUser	45
Request Syntax	45
Request Parameters	46
Response Syntax	50
Response Elements	50
Errors	51
Examples	51
See Also	52
CreateWorkflow	53
Request Syntax	53
Request Parameters	56
Response Syntax	57
Response Elements	57
Errors	58
Examples	59
See Also	60
DeleteAccess	62
Request Syntax	62
Request Parameters	62
Response Elements	63
Errors	63
See Also	64
DeleteAgreement	65
Request Syntax	65
Request Parameters	65
Response Elements	66
Errors	66
See Also	66
DeleteCertificate	68

Request Syntax	68
Request Parameters	68
Response Elements	68
Errors	68
See Also	69
DeleteConnector	70
Request Syntax	70
Request Parameters	70
Response Elements	70
Errors	70
See Also	71
DeleteHostKey	72
Request Syntax	72
Request Parameters	72
Response Elements	73
Errors	73
See Also	73
DeleteProfile	75
Request Syntax	75
Request Parameters	75
Response Elements	75
Errors	75
See Also	76
DeleteServer	77
Request Syntax	77
Request Parameters	77
Response Elements	77
Errors	77
Examples	78
See Also	79
DeleteSshPublicKey	80
Request Syntax	80
Request Parameters	80
Response Elements	81
Errors	81
Examples	82

See Also	82
DeleteUser	83
Request Syntax	83
Request Parameters	83
Response Elements	84
Errors	84
Examples	84
See Also	85
DeleteWorkflow	86
Request Syntax	86
Request Parameters	86
Response Elements	86
Errors	86
See Also	87
DescribeAccess	88
Request Syntax	88
Request Parameters	88
Response Syntax	89
Response Elements	89
Errors	90
See Also	91
DescribeAgreement	92
Request Syntax	92
Request Parameters	92
Response Syntax	93
Response Elements	93
Errors	93
See Also	94
DescribeCertificate	95
Request Syntax	95
Request Parameters	95
Response Syntax	95
Response Elements	96
Errors	96
See Also	97
DescribeConnector	98

Request Syntax	98
Request Parameters	98
Response Syntax	98
Response Elements	99
Errors	99
See Also	100
DescribeExecution	101
Request Syntax	101
Request Parameters	101
Response Syntax	102
Response Elements	103
Errors	104
See Also	104
DescribeHostKey	106
Request Syntax	106
Request Parameters	106
Response Syntax	107
Response Elements	107
Errors	107
See Also	108
DescribeProfile	109
Request Syntax	109
Request Parameters	109
Response Syntax	109
Response Elements	110
Errors	110
See Also	111
DescribeSecurityPolicy	112
Request Syntax	112
Request Parameters	112
Response Syntax	112
Response Elements	113
Errors	113
Examples	114
See Also	115
DescribeServer	116

Request Syntax	116
Request Parameters	116
Response Syntax	116
Response Elements	118
Errors	118
Examples	119
See Also	120
DescribeUser	121
Request Syntax	121
Request Parameters	121
Response Syntax	122
Response Elements	123
Errors	123
Examples	124
See Also	125
DescribeWorkflow	126
Request Syntax	126
Request Parameters	126
Response Syntax	126
Response Elements	129
Errors	129
See Also	130
ImportCertificate	131
Request Syntax	131
Request Parameters	131
Response Syntax	133
Response Elements	133
Errors	134
Examples	134
See Also	135
ImportHostKey	136
Request Syntax	136
Request Parameters	136
Response Syntax	137
Response Elements	137
Errors	138

See Also	139
ImportSshPublicKey	140
Request Syntax	140
Request Parameters	140
Response Syntax	141
Response Elements	141
Errors	142
Examples	143
See Also	143
ListAccesses	145
Request Syntax	145
Request Parameters	145
Response Syntax	146
Response Elements	146
Errors	147
See Also	148
ListAgreements	149
Request Syntax	149
Request Parameters	149
Response Syntax	150
Response Elements	150
Errors	151
See Also	152
ListCertificates	153
Request Syntax	153
Request Parameters	153
Response Syntax	154
Response Elements	154
Errors	154
See Also	155
ListConnectors	157
Request Syntax	157
Request Parameters	157
Response Syntax	157
Response Elements	158
Errors	158

See Also	159
ListExecutions	160
Request Syntax	160
Request Parameters	160
Response Syntax	161
Response Elements	162
Errors	163
See Also	163
ListHostKeys	165
Request Syntax	165
Request Parameters	165
Response Syntax	166
Response Elements	166
Errors	167
See Also	168
ListProfiles	169
Request Syntax	169
Request Parameters	169
Response Syntax	170
Response Elements	170
Errors	171
See Also	171
ListSecurityPolicies	173
Request Syntax	173
Request Parameters	173
Response Syntax	174
Response Elements	174
Errors	174
Examples	175
See Also	176
ListServers	177
Request Syntax	177
Request Parameters	177
Response Syntax	177
Response Elements	178
Errors	178

Examples	179
See Also	180
ListTagsForResource	181
Request Syntax	181
Request Parameters	181
Response Syntax	182
Response Elements	182
Errors	183
Examples	184
See Also	184
ListUsers	186
Request Syntax	186
Request Parameters	186
Response Syntax	187
Response Elements	187
Errors	188
Examples	189
See Also	190
ListWorkflows	191
Request Syntax	191
Request Parameters	191
Response Syntax	191
Response Elements	192
Errors	192
See Also	193
SendWorkflowStepState	194
Request Syntax	194
Request Parameters	194
Response Elements	195
Errors	195
See Also	196
StartDirectoryListing	197
Request Syntax	197
Request Parameters	198
Response Syntax	199
Response Elements	199

Errors	200
Examples	200
See Also	202
StartFileTransfer	203
Request Syntax	203
Request Parameters	203
Response Syntax	205
Response Elements	205
Errors	206
Examples	206
See Also	208
StartServer	209
Request Syntax	209
Request Parameters	209
Response Elements	209
Errors	209
Examples	210
See Also	211
StopServer	212
Request Syntax	212
Request Parameters	212
Response Elements	213
Errors	213
Examples	213
See Also	214
TagResource	215
Request Syntax	215
Request Parameters	215
Response Elements	216
Errors	216
Examples	216
See Also	217
TestConnection	218
Request Syntax	218
Request Parameters	218
Response Syntax	218

Response Elements	218
Errors	219
Examples	220
See Also	220
TestIdentityProvider	222
Request Syntax	222
Request Parameters	223
Response Syntax	224
Response Elements	224
Errors	225
Examples	226
See Also	228
UntagResource	229
Request Syntax	229
Request Parameters	229
Response Elements	230
Errors	230
Examples	230
See Also	231
UpdateAccess	232
Request Syntax	232
Request Parameters	232
Response Syntax	236
Response Elements	236
Errors	237
See Also	238
UpdateAgreement	239
Request Syntax	239
Request Parameters	239
Response Syntax	242
Response Elements	242
Errors	242
See Also	243
UpdateCertificate	245
Request Syntax	245
Request Parameters	245

Response Syntax	246
Response Elements	246
Errors	246
Examples	247
See Also	248
UpdateConnector	249
Request Syntax	249
Request Parameters	249
Response Syntax	252
Response Elements	252
Errors	252
See Also	253
UpdateHostKey	254
Request Syntax	254
Request Parameters	254
Response Syntax	255
Response Elements	255
Errors	256
See Also	256
UpdateProfile	258
Request Syntax	258
Request Parameters	258
Response Syntax	259
Response Elements	259
Errors	259
See Also	260
UpdateServer	261
Request Syntax	261
Request Parameters	262
Response Syntax	269
Response Elements	270
Errors	270
Examples	271
See Also	272
UpdateUser	273
Request Syntax	273

Request Parameters	274
Response Syntax	277
Response Elements	277
Errors	278
Examples	279
See Also	280
Data Types	281
As2ConnectorConfig	284
Contents	284
See Also	287
CopyStepDetails	288
Contents	288
See Also	289
CustomStepDetails	290
Contents	290
See Also	291
DecryptStepDetails	292
Contents	292
See Also	293
DeleteStepDetails	295
Contents	295
See Also	295
DescribedAccess	297
Contents	297
See Also	300
DescribedAgreement	301
Contents	301
See Also	304
DescribedCertificate	305
Contents	305
See Also	308
DescribedConnector	309
Contents	309
See Also	312
DescribedExecution	313
Contents	313

See Also	314
DescribedHostKey	316
Contents	316
See Also	317
DescribedProfile	319
Contents	319
See Also	320
DescribedSecurityPolicy	322
Contents	322
See Also	324
DescribedServer	325
Contents	325
See Also	332
DescribedUser	334
Contents	334
See Also	337
DescribedWorkflow	338
Contents	338
See Also	339
EfsFileLocation	340
Contents	340
See Also	340
EndpointDetails	342
Contents	342
See Also	345
ExecutionError	346
Contents	346
See Also	347
ExecutionResults	348
Contents	348
See Also	348
ExecutionStepResult	349
Contents	349
See Also	350
FileLocation	351
Contents	351

See Also	351
HomeDirectoryMapEntry	352
Contents	352
See Also	353
IdentityProviderDetails	354
Contents	354
See Also	355
InputFileLocation	356
Contents	356
See Also	356
ListedAccess	357
Contents	357
See Also	359
ListedAgreement	360
Contents	360
See Also	361
ListedCertificate	363
Contents	363
See Also	365
ListedConnector	366
Contents	366
See Also	366
ListedExecution	368
Contents	368
See Also	369
ListedHostKey	370
Contents	370
See Also	371
ListedProfile	372
Contents	372
See Also	373
ListedServer	374
Contents	374
See Also	376
ListedUser	377
Contents	377

See Also	379
ListedWorkflow	380
Contents	380
See Also	381
LoggingConfiguration	382
Contents	382
See Also	382
PosixProfile	384
Contents	384
See Also	385
ProtocolDetails	386
Contents	386
See Also	388
S3FileLocation	390
Contents	390
See Also	391
S3InputFileLocation	392
Contents	392
See Also	393
S3StorageOptions	394
Contents	394
See Also	394
S3Tag	395
Contents	395
See Also	395
ServiceMetadata	396
Contents	396
See Also	396
SftpConnectorConfig	397
Contents	397
See Also	398
SshPublicKey	399
Contents	399
See Also	400
Tag	401
Contents	401

See Also	401
TagStepDetails	402
Contents	402
See Also	403
UserDetails	404
Contents	404
See Also	405
WorkflowDetail	406
Contents	406
See Also	406
WorkflowDetails	408
Contents	408
See Also	409
WorkflowStep	410
Contents	410
See Also	411
Making API requests	413
Transfer Family required request headers	413
Transfer Family request inputs and signing	414
Error responses	414
Error response examples	416
Available libraries	417
Common Parameters	418
Common Errors	421

Welcome to the Amazon Transfer Family API

Amazon Transfer Family is a secure transfer service that you can use to transfer files into and out of Amazon Simple Storage Service (Amazon S3) storage over the following protocols:

- Secure Shell (SSH) File Transfer Protocol (SFTP)
- File Transfer Protocol Secure (FTPS)
- File Transfer Protocol (FTP)
- Applicability Statement 2 (AS2)

File transfer protocols are used in data exchange workflows across different industries such as financial services, healthcare, advertising, and retail, among others. Amazon Transfer Family simplifies the migration of file transfer workflows to Amazon.

To use the Amazon Transfer Family service, you instantiate a server in the Amazon Region of your choice. You can create the server, list available servers, and update and delete servers. The server is the entity that requests file operations from Amazon Transfer Family. Servers have a number of important properties. The server is a named instance as identified by a system assigned `ServerId` identifier. You can optionally assign a hostname, or even a custom hostname to a server. The service bills for any instantiated servers (even ones `OFFLINE`), and for the amount of data transferred.

Users must be known to the server that requests file operations. A user as identified by their username is assigned to a server. Usernames are used to authenticate requests. A server can have only one authentication method: `AWS_DIRECTORY_SERVICE`, `SERVICE_MANAGED`, `AWS_LAMBDA`, or `API_GATEWAY`.

You can use any of the following identity provider types to authenticate users:

- For `SERVICE_MANAGED`, an SSH public key is stored with the user's properties on a server. A user can have one or more SSH public keys on file for the `SERVICE_MANAGED` authentication method. When a client requests a file operation for `SERVICE_MANAGED` method, the client provides the username and SSH private key, which is authenticated, and access is provided.
- You can manage user authentication and access with your Microsoft Active Directory groups by selecting the `AWS_DIRECTORY_SERVICE` authentication method.

- You can connect to a custom identity provider by using Amazon Lambda. Choose the `AWS_LAMBDA` authentication method.
- You can also authenticate user requests using a custom authentication method that provides both user authentication and access. This method relies on the Amazon API Gateway to use your API call from your identity provider to validate user requests. This method is referred to as `API_GATEWAY` in API calls, and as **Custom** in the console. You might use this custom method to authenticate users against a directory service, a database name/password pair, or some other mechanism.

Users are assigned a policy with a trust relationship between themselves and an Amazon S3 bucket. They might be able to access all or part of a bucket. For a server to act on a user's behalf, the server must inherit the trust relationship from the user. An Amazon Identity and Access Management (IAM) role is created that contains the trust relationship, and that role is assigned an `AssumeRole` action. The server then can perform file operations as if it were the user.

Users who have a home directory property set will have that directory (or folder) act as the target and source of file operations. When no home directory is set, the bucket's root directory becomes the landing directory.

Servers, users, and roles are all identified by their Amazon Resource Name (ARN). You can assign tags, which are key-value pairs, to entities with an ARN. Tags are metadata that can be used to group or search for these entities. One example where tags are useful is for accounting purposes.

The following conventions are observed in Amazon Transfer Family ID formats:

- `ServerId` values take the form `s-01234567890abcdef`.
- `SshPublicKeyId` values take the form `key-01234567890abcdef`.

Amazon Resource Name (ARN) formats take the following form:

- For servers, ARNs take the form `arn:aws-cn:transfer:region:account-id:server/server-id`.

An example of a server ARN is: `arn:aws-cn:transfer:us-east-1:123456789012:server/s-01234567890abcdef`.

- For users, ARNs take the form `arn:aws-cn:transfer:region:account-id:user/server-id/username`.

An example is `arn:aws-cn:transfer:us-east-1:123456789012:user/s-01234567890abcdef/user1`.

DNS entries (endpoints) in use are as follows:

- API endpoints take the form `transfer.region.amazonaws.com`.
- Server endpoints take the form `server.transfer.region.amazonaws.com`.

For a list of Transfer Family endpoints by Amazon Region, see the [Amazon Transfer Family endpoints and quotas](#) in the *Amazon Web Services General Reference*.

This API interface reference for Amazon Transfer Family contains documentation for a programming interface that you can use to manage Amazon Transfer Family. The reference structure is as follows:

- For the alphabetical list of API actions, see [Actions](#).
- For the alphabetical list of data types, see [Data Types](#).
- For a list of common query parameters, see [Common Parameters](#).
- For descriptions of the error codes, see [Common Errors](#).

 **Tip**

Rather than actually running a command, you can use the `--generate-cli-skeleton` parameter with any API call to generate and display a parameter template. You can then use the generated template to customize and use as input on a later command. For details, see [Generate and use a parameter skeleton file](#).

Actions

The following actions are supported:

- [CreateAccess](#)
- [CreateAgreement](#)
- [CreateConnector](#)
- [CreateProfile](#)
- [CreateServer](#)
- [CreateUser](#)
- [CreateWorkflow](#)
- [DeleteAccess](#)
- [DeleteAgreement](#)
- [DeleteCertificate](#)
- [DeleteConnector](#)
- [DeleteHostKey](#)
- [DeleteProfile](#)
- [DeleteServer](#)
- [DeleteSshPublicKey](#)
- [DeleteUser](#)
- [DeleteWorkflow](#)
- [DescribeAccess](#)
- [DescribeAgreement](#)
- [DescribeCertificate](#)
- [DescribeConnector](#)
- [DescribeExecution](#)
- [DescribeHostKey](#)
- [DescribeProfile](#)
- [DescribeSecurityPolicy](#)
- [DescribeServer](#)
- [DescribeUser](#)

- [DescribeWorkflow](#)
- [ImportCertificate](#)
- [ImportHostKey](#)
- [ImportSshPublicKey](#)
- [ListAccesses](#)
- [ListAgreements](#)
- [ListCertificates](#)
- [ListConnectors](#)
- [ListExecutions](#)
- [ListHostKeys](#)
- [ListProfiles](#)
- [ListSecurityPolicies](#)
- [ListServers](#)
- [ListTagsForResource](#)
- [ListUsers](#)
- [ListWorkflows](#)
- [SendWorkflowStepState](#)
- [StartDirectoryListing](#)
- [StartFileTransfer](#)
- [StartServer](#)
- [StopServer](#)
- [TagResource](#)
- [TestConnection](#)
- [TestIdentityProvider](#)
- [UntagResource](#)
- [UpdateAccess](#)
- [UpdateAgreement](#)
- [UpdateCertificate](#)
- [UpdateConnector](#)
- [UpdateHostKey](#)

- [UpdateProfile](#)
- [UpdateServer](#)
- [UpdateUser](#)

CreateAccess

Used by administrators to choose which groups in the directory should have access to upload and download files over the enabled protocols using Amazon Transfer Family. For example, a Microsoft Active Directory might contain 50,000 users, but only a small fraction might need the ability to transfer files to the server. An administrator can use CreateAccess to limit the access to the correct set of users who need this ability.

Request Syntax

```
{
  "ExternalId": "string",
  "HomeDirectory": "string",
  "HomeDirectoryMappings": [
    {
      "Entry": "string",
      "Target": "string",
      "Type": "string"
    }
  ],
  "HomeDirectoryType": "string",
  "Policy": "string",
  "PosixProfile": {
    "Gid": number,
    "SecondaryGids": [ number ],
    "Uid": number
  },
  "Role": "string",
  "ServerId": "string"
}
```

Request Parameters

For information about the parameters that are common to all actions, see [Common Parameters](#).

The request accepts the following data in JSON format.

ExternalId

A unique identifier that is required to identify specific groups within your directory. The users of the group that you associate have access to your Amazon S3 or Amazon EFS resources over the

enabled protocols using Amazon Transfer Family. If you know the group name, you can view the SID values by running the following command using Windows PowerShell.

```
Get-ADGroup -Filter {samAccountName -like "YourGroupName*"} -Properties * | Select SamAccountName, ObjectSid
```

In that command, replace *YourGroupName* with the name of your Active Directory group.

The regular expression used to validate this parameter is a string of characters consisting of uppercase and lowercase alphanumeric characters with no spaces. You can also include underscores or any of the following characters: =,.,@:/-

Type: String

Length Constraints: Minimum length of 1. Maximum length of 256.

Pattern: S-1-[\d-]+

Required: Yes

HomeDirectory

The landing directory (folder) for a user when they log in to the server using the client.

A HomeDirectory example is `/bucket_name/home/mydirectory`.

Note

The HomeDirectory parameter is only used if HomeDirectoryType is set to PATH.

Type: String

Length Constraints: Minimum length of 0. Maximum length of 1024.

Pattern: (|/.*)

Required: No

HomeDirectoryMappings

Logical directory mappings that specify what Amazon S3 or Amazon EFS paths and keys should be visible to your user and how you want to make them visible. You must specify the Entry and Target pair, where Entry shows how the path is made visible and Target is the actual

Amazon S3 or Amazon EFS path. If you only specify a target, it is displayed as is. You also must ensure that your Amazon Identity and Access Management (IAM) role provides access to paths in Target. This value can be set only when `HomeDirectoryType` is set to `LOGICAL`.

The following is an Entry and Target pair example.

```
[ { "Entry": "/directory1", "Target": "/bucket_name/home/mydirectory" } ]
```

In most cases, you can use this value instead of the session policy to lock down your user to the designated home directory ("chroot"). To do this, you can set Entry to / and set Target to the `HomeDirectory` parameter value.

The following is an Entry and Target pair example for chroot.

```
[ { "Entry": "/", "Target": "/bucket_name/home/mydirectory" } ]
```

Type: Array of [HomeDirectoryMapEntry](#) objects

Array Members: Minimum number of 1 item. Maximum number of 50000 items.

Required: No

[HomeDirectoryType](#)

The type of landing directory (folder) that you want your users' home directory to be when they log in to the server. If you set it to `PATH`, the user will see the absolute Amazon S3 bucket or Amazon EFS path as is in their file transfer protocol clients. If you set it to `LOGICAL`, you need to provide mappings in the `HomeDirectoryMappings` for how you want to make Amazon S3 or Amazon EFS paths visible to your users.

Note

If `HomeDirectoryType` is `LOGICAL`, you must provide mappings, using the `HomeDirectoryMappings` parameter. If, on the other hand, `HomeDirectoryType` is `PATH`, you provide an absolute path using the `HomeDirectory` parameter. You cannot have both `HomeDirectory` and `HomeDirectoryMappings` in your template.

Type: String

Valid Values: `PATH` | `LOGICAL`

Required: No

Policy

A session policy for your user so that you can use the same Amazon Identity and Access Management (IAM) role across multiple users. This policy scopes down a user's access to portions of their Amazon S3 bucket. Variables that you can use inside this policy include `${Transfer:UserName}`, `${Transfer:HomeDirectory}`, and `${Transfer:HomeBucket}`.

Note

This policy applies only when the domain of `ServerId` is Amazon S3. Amazon EFS does not use session policies.

For session policies, Amazon Transfer Family stores the policy as a JSON blob, instead of the Amazon Resource Name (ARN) of the policy. You save the policy as a JSON blob and pass it in the `Policy` argument.

For an example of a session policy, see [Example session policy](#).

For more information, see [AssumeRole](#) in the *Amazon Security Token Service API Reference*.

Type: String

Length Constraints: Minimum length of 0. Maximum length of 2048.

Required: No

PosixProfile

The full POSIX identity, including user ID (`Uid`), group ID (`Gid`), and any secondary groups IDs (`SecondaryGids`), that controls your users' access to your Amazon EFS file systems. The POSIX permissions that are set on files and directories in your file system determine the level of access your users get when transferring files into and out of your Amazon EFS file systems.

Type: [PosixProfile](#) object

Required: No

Role

The Amazon Resource Name (ARN) of the Amazon Identity and Access Management (IAM) role that controls your users' access to your Amazon S3 bucket or Amazon EFS file system. The

policies attached to this role determine the level of access that you want to provide your users when transferring files into and out of your Amazon S3 bucket or Amazon EFS file system. The IAM role should also contain a trust relationship that allows the server to access your resources when servicing your users' transfer requests.

Type: String

Length Constraints: Minimum length of 20. Maximum length of 2048.

Pattern: `arn:.*role/\S+`

Required: Yes

ServerId

A system-assigned unique identifier for a server instance. This is the specific server that you added your user to.

Type: String

Length Constraints: Fixed length of 19.

Pattern: `s-([0-9a-f]{17})`

Required: Yes

Response Syntax

```
{
  "ExternalId": "string",
  "ServerId": "string"
}
```

Response Elements

If the action is successful, the service sends back an HTTP 200 response.

The following data is returned in JSON format by the service.

ExternalId

The external identifier of the group whose users have access to your Amazon S3 or Amazon EFS resources over the enabled protocols using Amazon Transfer Family.

Type: String

Length Constraints: Minimum length of 1. Maximum length of 256.

Pattern: S-1-[\d-]+

ServerId

The identifier of the server that the user is attached to.

Type: String

Length Constraints: Fixed length of 19.

Pattern: s-([0-9a-f]{17})

Errors

For information about the errors that are common to all actions, see [Common Errors](#).

InternalServerError

This exception is thrown when an error occurs in the Amazon Transfer Family service.

HTTP Status Code: 500

InvalidRequestException

This exception is thrown when the client submits a malformed request.

HTTP Status Code: 400

ResourceExistsException

The requested resource does not exist, or exists in a region other than the one specified for the command.

HTTP Status Code: 400

ResourceNotFoundException

This exception is thrown when a resource is not found by the AmazonTransfer Family service.

HTTP Status Code: 400

ServiceUnavailableException

The request has failed because the AmazonTransfer Family service is not available.

HTTP Status Code: 500

See Also

For more information about using this API in one of the language-specific Amazon SDKs, see the following:

- [Amazon Command Line Interface](#)
- [Amazon SDK for .NET](#)
- [Amazon SDK for C++](#)
- [Amazon SDK for Go v2](#)
- [Amazon SDK for Java V2](#)
- [Amazon SDK for JavaScript V3](#)
- [Amazon SDK for PHP V3](#)
- [Amazon SDK for Python](#)
- [Amazon SDK for Ruby V3](#)

CreateAgreement

Creates an agreement. An agreement is a bilateral trading partner agreement, or partnership, between an Amazon Transfer Family server and an AS2 process. The agreement defines the file and message transfer relationship between the server and the AS2 process. To define an agreement, Transfer Family combines a server, local profile, partner profile, certificate, and other attributes.

The partner is identified with the `PartnerProfileId`, and the AS2 process is identified with the `LocalProfileId`.

Request Syntax

```
{
  "AccessRole": "string",
  "BaseDirectory": "string",
  "Description": "string",
  "LocalProfileId": "string",
  "PartnerProfileId": "string",
  "ServerId": "string",
  "Status": "string",
  "Tags": [
    {
      "Key": "string",
      "Value": "string"
    }
  ]
}
```

Request Parameters

For information about the parameters that are common to all actions, see [Common Parameters](#).

The request accepts the following data in JSON format.

AccessRole

Connectors are used to send files using either the AS2 or SFTP protocol. For the access role, provide the Amazon Resource Name (ARN) of the Amazon Identity and Access Management role to use.

For AS2 connectors

With AS2, you can send files by calling `StartFileTransfer` and specifying the file paths in the request parameter, `SendFilePaths`. We use the file's parent directory (for example, for `--send-file-paths /bucket/dir/file.txt`, parent directory is `/bucket/dir/`) to temporarily store a processed AS2 message file, store the MDN when we receive them from the partner, and write a final JSON file containing relevant metadata of the transmission. So, the `AccessRole` needs to provide read and write access to the parent directory of the file location used in the `StartFileTransfer` request. Additionally, you need to provide read and write access to the parent directory of the files that you intend to send with `StartFileTransfer`.

If you are using Basic authentication for your AS2 connector, the access role requires the `secretsmanager:GetSecretValue` permission for the secret. If the secret is encrypted using a customer-managed key instead of the Amazon managed key in Secrets Manager, then the role also needs the `kms:Decrypt` permission for that key.

For SFTP connectors

Make sure that the access role provides read and write access to the parent directory of the file location that's used in the `StartFileTransfer` request. Additionally, make sure that the role provides `secretsmanager:GetSecretValue` permission to Amazon Secrets Manager.

Type: String

Length Constraints: Minimum length of 20. Maximum length of 2048.

Pattern: `arn:.*role/\S+`

Required: Yes

BaseDirectory

The landing directory (folder) for files transferred by using the AS2 protocol.

A `BaseDirectory` example is `/amzn-s3-demo-bucket/home/mydirectory`.

Type: String

Length Constraints: Minimum length of 0. Maximum length of 1024.

Pattern: `(|/.*)`

Required: Yes

Description

A name or short description to identify the agreement.

Type: String

Length Constraints: Minimum length of 1. Maximum length of 200.

Pattern: `[\p{Graph}]+`

Required: No

LocalProfileId

A unique identifier for the AS2 local profile.

Type: String

Length Constraints: Fixed length of 19.

Pattern: `p-([0-9a-f]{17})`

Required: Yes

PartnerProfileId

A unique identifier for the partner profile used in the agreement.

Type: String

Length Constraints: Fixed length of 19.

Pattern: `p-([0-9a-f]{17})`

Required: Yes

ServerId

A system-assigned unique identifier for a server instance. This is the specific server that the agreement uses.

Type: String

Length Constraints: Fixed length of 19.

Pattern: `s-([0-9a-f]{17})`

Required: Yes

Status

The status of the agreement. The agreement can be either ACTIVE or INACTIVE.

Type: String

Valid Values: ACTIVE | INACTIVE

Required: No

Tags

Key-value pairs that can be used to group and search for agreements.

Type: Array of [Tag](#) objects

Array Members: Minimum number of 1 item. Maximum number of 50 items.

Required: No

Response Syntax

```
{
  "AgreementId": "string"
}
```

Response Elements

If the action is successful, the service sends back an HTTP 200 response.

The following data is returned in JSON format by the service.

AgreementId

The unique identifier for the agreement. Use this ID for deleting, or updating an agreement, as well as in any other API calls that require that you specify the agreement ID.

Type: String

Length Constraints: Fixed length of 19.

Pattern: a-([0-9a-f]{17})

Errors

For information about the errors that are common to all actions, see [Common Errors](#).

InternalServerError

This exception is thrown when an error occurs in the Amazon Transfer Family service.

HTTP Status Code: 500

InvalidRequestException

This exception is thrown when the client submits a malformed request.

HTTP Status Code: 400

ResourceExistsException

The requested resource does not exist, or exists in a region other than the one specified for the command.

HTTP Status Code: 400

ResourceNotFoundException

This exception is thrown when a resource is not found by the AmazonTransfer Family service.

HTTP Status Code: 400

ServiceUnavailableException

The request has failed because the AmazonTransfer Family service is not available.

HTTP Status Code: 500

ThrottlingException

The request was denied due to request throttling.

HTTP Status Code: 400

Examples

Example

The following example creates an agreement, and returns the agreement ID.

```
aws transfer create-agreement --server-id s-021345abcdef6789 --local-profile-id p-1234567890abcdef0 --partner-profile-id p-abcdef01234567890 --base-folder /amzn-s3-demo-bucket/AS2-files --access-role arn:aws:iam::111122223333:role/AS2-role
```

Sample Response

The API call returns the agreement ID for the new agreement.

```
{
  "AgreementId": "a-11112222333344444"
}
```

See Also

For more information about using this API in one of the language-specific Amazon SDKs, see the following:

- [Amazon Command Line Interface](#)
- [Amazon SDK for .NET](#)
- [Amazon SDK for C++](#)
- [Amazon SDK for Go v2](#)
- [Amazon SDK for Java V2](#)
- [Amazon SDK for JavaScript V3](#)
- [Amazon SDK for PHP V3](#)
- [Amazon SDK for Python](#)
- [Amazon SDK for Ruby V3](#)

CreateConnector

Creates the connector, which captures the parameters for a connection for the AS2 or SFTP protocol. For AS2, the connector is required for sending files to an externally hosted AS2 server. For SFTP, the connector is required when sending files to an SFTP server or receiving files from an SFTP server. For more details about connectors, see [Configure AS2 connectors](#) and [Create SFTP connectors](#).

Note

You must specify exactly one configuration object: either for AS2 (As2Config) or SFTP (SftpConfig).

Request Syntax

```
{
  "AccessRole": "string",
  "As2Config": {
    "BasicAuthSecretId": "string",
    "Compression": "string",
    "EncryptionAlgorithm": "string",
    "LocalProfileId": "string",
    "MdnResponse": "string",
    "MdnSigningAlgorithm": "string",
    "MessageSubject": "string",
    "PartnerProfileId": "string",
    "SigningAlgorithm": "string"
  },
  "LoggingRole": "string",
  "SecurityPolicyName": "string",
  "SftpConfig": {
    "TrustedHostKeys": [ "string" ],
    "UserSecretId": "string"
  },
  "Tags": [
    {
      "Key": "string",
      "Value": "string"
    }
  ],
}
```

```
"Url": "string"  
}
```

Request Parameters

For information about the parameters that are common to all actions, see [Common Parameters](#).

The request accepts the following data in JSON format.

[AccessRole](#)

Connectors are used to send files using either the AS2 or SFTP protocol. For the access role, provide the Amazon Resource Name (ARN) of the Amazon Identity and Access Management role to use.

For AS2 connectors

With AS2, you can send files by calling `StartFileTransfer` and specifying the file paths in the request parameter, `SendFilePaths`. We use the file's parent directory (for example, for `--send-file-paths /bucket/dir/file.txt`, parent directory is `/bucket/dir/`) to temporarily store a processed AS2 message file, store the MDN when we receive them from the partner, and write a final JSON file containing relevant metadata of the transmission. So, the `AccessRole` needs to provide read and write access to the parent directory of the file location used in the `StartFileTransfer` request. Additionally, you need to provide read and write access to the parent directory of the files that you intend to send with `StartFileTransfer`.

If you are using Basic authentication for your AS2 connector, the access role requires the `secretsmanager:GetSecretValue` permission for the secret. If the secret is encrypted using a customer-managed key instead of the Amazon managed key in Secrets Manager, then the role also needs the `kms:Decrypt` permission for that key.

For SFTP connectors

Make sure that the access role provides read and write access to the parent directory of the file location that's used in the `StartFileTransfer` request. Additionally, make sure that the role provides `secretsmanager:GetSecretValue` permission to Amazon Secrets Manager.

Type: String

Length Constraints: Minimum length of 20. Maximum length of 2048.

Pattern: `arn:.*role/\S+`

Required: Yes

As2Config

A structure that contains the parameters for an AS2 connector object.

Type: [As2ConnectorConfig](#) object

Required: No

LoggingRole

The Amazon Resource Name (ARN) of the Amazon Identity and Access Management (IAM) role that allows a connector to turn on CloudWatch logging for Amazon S3 events. When set, you can view connector activity in your CloudWatch logs.

Type: String

Length Constraints: Minimum length of 20. Maximum length of 2048.

Pattern: `arn:.*role/\S+`

Required: No

SecurityPolicyName

Specifies the name of the security policy for the connector.

Type: String

Length Constraints: Minimum length of 0. Maximum length of 100.

Pattern: `TransferSFTPConnectorSecurityPolicy-[A-Za-z0-9-]+`

Required: No

SftpConfig

A structure that contains the parameters for an SFTP connector object.

Type: [SftpConnectorConfig](#) object

Required: No

Tags

Key-value pairs that can be used to group and search for connectors. Tags are metadata attached to connectors for any purpose.

Type: Array of [Tag](#) objects

Array Members: Minimum number of 1 item. Maximum number of 50 items.

Required: No

Url

The URL of the partner's AS2 or SFTP endpoint.

Type: String

Length Constraints: Minimum length of 0. Maximum length of 255.

Required: Yes

Response Syntax

```
{  
  "ConnectorId": "string"  
}
```

Response Elements

If the action is successful, the service sends back an HTTP 200 response.

The following data is returned in JSON format by the service.

ConnectorId

The unique identifier for the connector, returned after the API call succeeds.

Type: String

Length Constraints: Fixed length of 19.

Pattern: c-([0-9a-f]{17})

Errors

For information about the errors that are common to all actions, see [Common Errors](#).

InternalServerError

This exception is thrown when an error occurs in the Amazon Transfer Family service.

HTTP Status Code: 500

InvalidRequestException

This exception is thrown when the client submits a malformed request.

HTTP Status Code: 400

ResourceExistsException

The requested resource does not exist, or exists in a region other than the one specified for the command.

HTTP Status Code: 400

ResourceNotFoundException

This exception is thrown when a resource is not found by the AmazonTransfer Family service.

HTTP Status Code: 400

ServiceUnavailableException

The request has failed because the AmazonTransfer Family service is not available.

HTTP Status Code: 500

ThrottlingException

The request was denied due to request throttling.

HTTP Status Code: 400

Examples

Example

The following example creates an AS2 connector. In the command, replace items as follows:

- `url`: provide the URL for the trading partner's AS2 server.
- `your-IAM-role-for-bucket-access`: an IAM role that has access to the Amazon S3 bucket you are using to store your files.
- Use the ARN for your logging role, which includes your Amazon Web Services account ID.
- Provide a path to a file that contains the AS2 connector configuration parameters. The AS2 connector configuration object is described in [As2ConnectorConfig](#).

```
// Listing for testAs2Config.json
{
  "LocalProfileId": "your-profile-id",
  "PartnerProfileId": "partner-profile-id",
  "MdnResponse": "SYNC",
  "Compression": "ZLIB",
  "EncryptionAlgorithm": "AES256_CBC",
  "SigningAlgorithm": "SHA256",
  "MdnSigningAlgorithm": "DEFAULT",
  "MessageSubject": "Your Message Subject"
}
```

```
aws transfer create-connector --url "http://partner-as2-server-url" \
  --access-role your-IAM-role-for-bucket-access \
  --logging-role arn:aws:iam::your-account-id:role/service-role/
AWSTransferLoggingAccess \
  --as2-config file://path/to/testAS2Config.json
```

Example

The following example creates an SFTP connector. In the command, replace items as follows:

- `sftp-server-url`: provide the URL for the SFTP server with which you are exchanging files.
- `your-IAM-role-for-bucket-access`: an IAM role that has access to the Amazon S3 bucket you are using to store your files.
- Use the ARN for your logging role, which includes your Amazon Web Services account ID.
- Provide a path to a file that contains the SFTP connector configuration parameters. The SFTP connector configuration object is described in [SftpConnectorConfig](#).

```
// Listing for testSFTPConfig.json
{
  "UserSecretId": "arn:aws:secretsmanager:us-east-2:123456789012:secret:aws/transfer/
example-username-key",
  "TrustedHostKeys": [
    "sftp.example.com ssh-rsa AAAAbbbb...EEEE="
  ]
}
```

```
aws transfer create-connector --url "sftp://sftp-server-url" \
--access-role your-IAM-role-for-bucket-access \
--logging-role arn:aws:iam::your-account-id:role/service-role/AWSTransferLoggingAccess
\
--sftp-config file://path/to/testSFTPConfig.json
```

Example

The API call returns the connector ID for the new connector.

Sample Response

```
{
  "ConnectorId": "a-11112222333344444"
}
```

See Also

For more information about using this API in one of the language-specific Amazon SDKs, see the following:

- [Amazon Command Line Interface](#)
- [Amazon SDK for .NET](#)
- [Amazon SDK for C++](#)
- [Amazon SDK for Go v2](#)
- [Amazon SDK for Java V2](#)
- [Amazon SDK for JavaScript V3](#)
- [Amazon SDK for PHP V3](#)

- [Amazon SDK for Python](#)
- [Amazon SDK for Ruby V3](#)

CreateProfile

Creates the local or partner profile to use for AS2 transfers.

Request Syntax

```
{
  "As2Id": "string",
  "CertificateIds": [ "string" ],
  "ProfileType": "string",
  "Tags": [
    {
      "Key": "string",
      "Value": "string"
    }
  ]
}
```

Request Parameters

For information about the parameters that are common to all actions, see [Common Parameters](#).

The request accepts the following data in JSON format.

As2Id

The As2Id is the *AS2-name*, as defined in the [RFC 4130](#). For inbound transfers, this is the AS2-From header for the AS2 messages sent from the partner. For outbound connectors, this is the AS2-To header for the AS2 messages sent to the partner using the StartFileTransfer API operation. This ID cannot include spaces.

Type: String

Length Constraints: Minimum length of 1. Maximum length of 128.

Pattern: `[\p{Print}\s]*`

Required: Yes

CertificateIds

An array of identifiers for the imported certificates. You use this identifier for working with profiles and partner profiles.

Type: Array of strings

Length Constraints: Fixed length of 22.

Pattern: `cert-([0-9a-f]{17})`

Required: No

ProfileType

Determines the type of profile to create:

- Specify LOCAL to create a local profile. A local profile represents the AS2-enabled Transfer Family server organization or party.
- Specify PARTNER to create a partner profile. A partner profile represents a remote organization, external to Transfer Family.

Type: String

Valid Values: LOCAL | PARTNER

Required: Yes

Tags

Key-value pairs that can be used to group and search for AS2 profiles.

Type: Array of [Tag](#) objects

Array Members: Minimum number of 1 item. Maximum number of 50 items.

Required: No

Response Syntax

```
{  
  "ProfileId": "string"  
}
```

Response Elements

If the action is successful, the service sends back an HTTP 200 response.

The following data is returned in JSON format by the service.

ProfileId

The unique identifier for the AS2 profile, returned after the API call succeeds.

Type: String

Length Constraints: Fixed length of 19.

Pattern: p-([0-9a-f]{17})

Errors

For information about the errors that are common to all actions, see [Common Errors](#).

InternalServerError

This exception is thrown when an error occurs in the Amazon Transfer Family service.

HTTP Status Code: 500

InvalidRequestException

This exception is thrown when the client submits a malformed request.

HTTP Status Code: 400

ResourceNotFoundException

This exception is thrown when a resource is not found by the AmazonTransfer Family service.

HTTP Status Code: 400

ServiceUnavailableException

The request has failed because the AmazonTransfer Family service is not available.

HTTP Status Code: 500

ThrottlingException

The request was denied due to request throttling.

HTTP Status Code: 400

Examples

Example

The following example creates a profile, and returns the profile ID.

The certificate IDs are created when you run `import-certificate`, one for the signing certificate, and one for the encryption certificate.

```
aws transfer create-profile --as2-id MYCORP --certificate-ids c-abcdefg123456hijk
c-987654aaaa321bbbb
```

Sample Response

The API call returns the profile ID for the new profile.

```
{
  "ProfileId": "p-111122223333444444"
}
```

See Also

For more information about using this API in one of the language-specific Amazon SDKs, see the following:

- [Amazon Command Line Interface](#)
- [Amazon SDK for .NET](#)
- [Amazon SDK for C++](#)
- [Amazon SDK for Go v2](#)
- [Amazon SDK for Java V2](#)
- [Amazon SDK for JavaScript V3](#)
- [Amazon SDK for PHP V3](#)
- [Amazon SDK for Python](#)
- [Amazon SDK for Ruby V3](#)

CreateServer

Instantiates an auto-scaling virtual server based on the selected file transfer protocol in Amazon. When you make updates to your file transfer protocol-enabled server or when you work with users, use the service-generated `ServerId` property that is assigned to the newly created server.

Request Syntax

```
{
  "Certificate": "string",
  "Domain": "string",
  "EndpointDetails": {
    "AddressAllocationIds": [ "string" ],
    "SecurityGroupIds": [ "string" ],
    "SubnetIds": [ "string" ],
    "VpcEndpointId": "string",
    "VpcId": "string"
  },
  "EndpointType": "string",
  "HostKey": "string",
  "IdentityProviderDetails": {
    "DirectoryId": "string",
    "Function": "string",
    "InvocationRole": "string",
    "SftpAuthenticationMethods": "string",
    "Url": "string"
  },
  "IdentityProviderType": "string",
  "LoggingRole": "string",
  "PostAuthenticationLoginBanner": "string",
  "PreAuthenticationLoginBanner": "string",
  "ProtocolDetails": {
    "As2Transports": [ "string" ],
    "PassiveIp": "string",
    "SetStatOption": "string",
    "TlsSessionResumptionMode": "string"
  },
  "Protocols": [ "string" ],
  "S3StorageOptions": {
    "DirectoryListingOptimization": "string"
  },
  "SecurityPolicyName": "string",
```

```
"StructuredLogDestinations": [ "string" ],
"Tags": [
  {
    "Key": "string",
    "Value": "string"
  }
],
"WorkflowDetails": {
  "OnPartialUpload": [
    {
      "ExecutionRole": "string",
      "WorkflowId": "string"
    }
  ],
  "OnUpload": [
    {
      "ExecutionRole": "string",
      "WorkflowId": "string"
    }
  ]
}
```

Request Parameters

For information about the parameters that are common to all actions, see [Common Parameters](#).

The request accepts the following data in JSON format.

Certificate

The Amazon Resource Name (ARN) of the Amazon Certificate Manager (ACM) certificate. Required when `Protocols` is set to `FTPS`.

To request a new public certificate, see [Request a public certificate](#) in the *Amazon Certificate Manager User Guide*.

To import an existing certificate into ACM, see [Importing certificates into ACM](#) in the *Amazon Certificate Manager User Guide*.

To request a private certificate to use `FTPS` through private IP addresses, see [Request a private certificate](#) in the *Amazon Certificate Manager User Guide*.

Certificates with the following cryptographic algorithms and key sizes are supported:

- 2048-bit RSA (RSA_2048)
- 4096-bit RSA (RSA_4096)
- Elliptic Prime Curve 256 bit (EC_prime256v1)
- Elliptic Prime Curve 384 bit (EC_secp384r1)
- Elliptic Prime Curve 521 bit (EC_secp521r1)

 **Note**

The certificate must be a valid SSL/TLS X.509 version 3 certificate with FQDN or IP address specified and information about the issuer.

Type: String

Length Constraints: Minimum length of 0. Maximum length of 1600.

Required: No

Domain

The domain of the storage system that is used for file transfers. There are two domains available: Amazon Simple Storage Service (Amazon S3) and Amazon Elastic File System (Amazon EFS). The default value is S3.

 **Note**

After the server is created, the domain cannot be changed.

Type: String

Valid Values: S3 | EFS

Required: No

EndpointDetails

The virtual private cloud (VPC) endpoint settings that are configured for your server. When you host your endpoint within your VPC, you can make your endpoint accessible only to resources

within your VPC, or you can attach Elastic IP addresses and make your endpoint accessible to clients over the internet. Your VPC's default security groups are automatically assigned to your endpoint.

Type: [EndpointDetails](#) object

Required: No

[EndpointType](#)

The type of endpoint that you want your server to use. You can choose to make your server's endpoint publicly accessible (PUBLIC) or host it inside your VPC. With an endpoint that is hosted in a VPC, you can restrict access to your server and resources only within your VPC or choose to make it internet facing by attaching Elastic IP addresses directly to it.

Note

After May 19, 2021, you won't be able to create a server using `EndpointType=VPC_ENDPOINT` in your Amazon Web Services account if your account hasn't already done so before May 19, 2021. If you have already created servers with `EndpointType=VPC_ENDPOINT` in your Amazon Web Services account on or before May 19, 2021, you will not be affected. After this date, use `EndpointType=VPC`. For more information, see [Discontinuing the use of VPC_ENDPOINT](#).

It is recommended that you use VPC as the `EndpointType`. With this endpoint type, you have the option to directly associate up to three Elastic IPv4 addresses (BYO IP included) with your server's endpoint and use VPC security groups to restrict traffic by the client's public IP address. This is not possible with `EndpointType` set to `VPC_ENDPOINT`.

Type: String

Valid Values: PUBLIC | VPC | VPC_ENDPOINT

Required: No

[HostKey](#)

The RSA, ECDSA, or ED25519 private key to use for your SFTP-enabled server. You can add multiple host keys, in case you want to rotate keys, or have a set of active keys that use different algorithms.

Use the following command to generate an RSA 2048 bit key with no passphrase:

```
ssh-keygen -t rsa -b 2048 -N "" -m PEM -f my-new-server-key.
```

Use a minimum value of 2048 for the `-b` option. You can create a stronger key by using 3072 or 4096.

Use the following command to generate an ECDSA 256 bit key with no passphrase:

```
ssh-keygen -t ecdsa -b 256 -N "" -m PEM -f my-new-server-key.
```

Valid values for the `-b` option for ECDSA are 256, 384, and 521.

Use the following command to generate an ED25519 key with no passphrase:

```
ssh-keygen -t ed25519 -N "" -f my-new-server-key.
```

For all of these commands, you can replace *my-new-server-key* with a string of your choice.

Important

If you aren't planning to migrate existing users from an existing SFTP-enabled server to a new server, don't update the host key. Accidentally changing a server's host key can be disruptive.

For more information, see [Update host keys for your SFTP-enabled server](#) in the *Amazon Transfer Family User Guide*.

Type: String

Length Constraints: Minimum length of 0. Maximum length of 4096.

Required: No

IdentityProviderDetails

Required when `IdentityProviderType` is set to `AWS_DIRECTORY_SERVICE`, `Amazon_LAMBDA` or `API_GATEWAY`. Accepts an array containing all of the information required to use a directory in `AWS_DIRECTORY_SERVICE` or invoke a customer-supplied authentication API, including the API Gateway URL. Not required when `IdentityProviderType` is set to `SERVICE_MANAGED`.

Type: [IdentityProviderDetails](#) object

Required: No

[IdentityProviderType](#)

The mode of authentication for a server. The default value is `SERVICE_MANAGED`, which allows you to store and access user credentials within the Amazon Transfer Family service.

Use `AWS_DIRECTORY_SERVICE` to provide access to Active Directory groups in Amazon Directory Service for Microsoft Active Directory or Microsoft Active Directory in your on-premises environment or in Amazon using AD Connector. This option also requires you to provide a Directory ID by using the `IdentityProviderDetails` parameter.

Use the `API_GATEWAY` value to integrate with an identity provider of your choosing. The `API_GATEWAY` setting requires you to provide an Amazon API Gateway endpoint URL to call for authentication by using the `IdentityProviderDetails` parameter.

Use the `AWS_LAMBDA` value to directly use an Amazon Lambda function as your identity provider. If you choose this value, you must specify the ARN for the Lambda function in the `Function` parameter for the `IdentityProviderDetails` data type.

Type: String

Valid Values: `SERVICE_MANAGED` | `API_GATEWAY` | `AWS_DIRECTORY_SERVICE` | `AWS_LAMBDA`

Required: No

[LoggingRole](#)

The Amazon Resource Name (ARN) of the Amazon Identity and Access Management (IAM) role that allows a server to turn on Amazon CloudWatch logging for Amazon S3 or Amazon EFS events. When set, you can view user activity in your CloudWatch logs.

Type: String

Length Constraints: Minimum length of 0. Maximum length of 2048.

Pattern: `(|arn:.*role/\S+)`

Required: No

PostAuthenticationLoginBanner

Specifies a string to display when users connect to a server. This string is displayed after the user authenticates.

Note

The SFTP protocol does not support post-authentication display banners.

Type: String

Length Constraints: Minimum length of 0. Maximum length of 4096.

Pattern: `[\x09-\x0D\x20-\x7E]*`

Required: No

PreAuthenticationLoginBanner

Specifies a string to display when users connect to a server. This string is displayed before the user authenticates. For example, the following banner displays details about using the system:

```
This system is for the use of authorized users only. Individuals using
this computer system without authority, or in excess of their authority,
are subject to having all of their activities on this system monitored
and recorded by system personnel.
```

Type: String

Length Constraints: Minimum length of 0. Maximum length of 4096.

Pattern: `[\x09-\x0D\x20-\x7E]*`

Required: No

ProtocolDetails

The protocol settings that are configured for your server.

- To indicate passive mode (for FTP and FTPS protocols), use the `PassiveIp` parameter. Enter a single dotted-quad IPv4 address, such as the external IP address of a firewall, router, or load balancer.

- To ignore the error that is generated when the client attempts to use the SETSTAT command on a file that you are uploading to an Amazon S3 bucket, use the `SetStatOption` parameter. To have the Amazon Transfer Family server ignore the SETSTAT command and upload files without needing to make any changes to your SFTP client, set the value to `ENABLE_NO_OP`. If you set the `SetStatOption` parameter to `ENABLE_NO_OP`, Transfer Family generates a log entry to Amazon CloudWatch Logs, so that you can determine when the client is making a SETSTAT call.
- To determine whether your Amazon Transfer Family server resumes recent, negotiated sessions through a unique session ID, use the `TlsSessionResumptionMode` parameter.
- `As2Transports` indicates the transport method for the AS2 messages. Currently, only HTTP is supported.

Type: [ProtocolDetails](#) object

Required: No

Protocols

Specifies the file transfer protocol or protocols over which your file transfer protocol client can connect to your server's endpoint. The available protocols are:

- SFTP (Secure Shell (SSH) File Transfer Protocol): File transfer over SSH
- FTPS (File Transfer Protocol Secure): File transfer with TLS encryption
- FTP (File Transfer Protocol): Unencrypted file transfer
- AS2 (Applicability Statement 2): used for transporting structured business-to-business data

Note

- If you select FTPS, you must choose a certificate stored in Amazon Certificate Manager (ACM) which is used to identify your server when clients connect to it over FTPS.
- If `Protocol` includes either FTP or FTPS, then the `EndpointType` must be `VPC` and the `IdentityProviderType` must be either `AWS_DIRECTORY_SERVICE`, `AWS_LAMBDA`, or `API_GATEWAY`.
- If `Protocol` includes FTP, then `AddressAllocationIds` cannot be associated.
- If `Protocol` is set only to SFTP, the `EndpointType` can be set to `PUBLIC` and the `IdentityProviderType` can be set any of the supported identity types: `SERVICE_MANAGED`, `AWS_DIRECTORY_SERVICE`, `AWS_LAMBDA`, or `API_GATEWAY`.

- If `Protocol` includes AS2, then the `EndpointType` must be VPC, and domain must be Amazon S3.

Type: Array of strings

Array Members: Minimum number of 1 item. Maximum number of 4 items.

Valid Values: SFTP | FTP | FTPS | AS2

Required: No

S3StorageOptions

Specifies whether or not performance for your Amazon S3 directories is optimized. This is disabled by default.

By default, home directory mappings have a `TYPE` of `DIRECTORY`. If you enable this option, you would then need to explicitly set the `HomeDirectoryMapEntry` `Type` to `FILE` if you want a mapping to have a file target.

Type: [S3StorageOptions](#) object

Required: No

SecurityPolicyName

Specifies the name of the security policy for the server.

Type: String

Length Constraints: Minimum length of 0. Maximum length of 100.

Pattern: `Transfer[A-Za-z0-9]*SecurityPolicy-[A-Za-z0-9-]+`

Required: No

StructuredLogDestinations

Specifies the log groups to which your server logs are sent.

To specify a log group, you must provide the ARN for an existing log group. In this case, the format of the log group is as follows:

`arn:aws:logs:region-name:amazon-account-id:log-group:log-group-name:*`

For example, `arn:aws:logs:us-east-1:111122223333:log-group:mytestgroup:*`

If you have previously specified a log group for a server, you can clear it, and in effect turn off structured logging, by providing an empty value for this parameter in an `update-server` call. For example:

```
update-server --server-id s-1234567890abcdef0 --structured-log-destinations
```

Type: Array of strings

Array Members: Minimum number of 0 items. Maximum number of 1 item.

Length Constraints: Minimum length of 20. Maximum length of 1600.

Pattern: `arn:\S+`

Required: No

Tags

Key-value pairs that can be used to group and search for servers.

Type: Array of [Tag](#) objects

Array Members: Minimum number of 1 item. Maximum number of 50 items.

Required: No

WorkflowDetails

Specifies the workflow ID for the workflow to assign and the execution role that's used for executing the workflow.

In addition to a workflow to execute when a file is uploaded completely, `WorkflowDetails` can also contain a workflow ID (and execution role) for a workflow to execute on partial upload. A partial upload occurs when the server session disconnects while the file is still being uploaded.

Type: [WorkflowDetails](#) object

Required: No

Response Syntax

```
{  
  "ServerId": "string"  
}
```

Response Elements

If the action is successful, the service sends back an HTTP 200 response.

The following data is returned in JSON format by the service.

ServerId

The service-assigned identifier of the server that is created.

Type: String

Length Constraints: Fixed length of 19.

Pattern: s-([0-9a-f]{17})

Errors

For information about the errors that are common to all actions, see [Common Errors](#).

AccessDeniedException

You do not have sufficient access to perform this action.

HTTP Status Code: 400

InternalServerError

This exception is thrown when an error occurs in the Amazon Transfer Family service.

HTTP Status Code: 500

InvalidRequestException

This exception is thrown when the client submits a malformed request.

HTTP Status Code: 400

ResourceExistsException

The requested resource does not exist, or exists in a region other than the one specified for the command.

HTTP Status Code: 400

ResourceNotFoundException

This exception is thrown when a resource is not found by the AmazonTransfer Family service.

HTTP Status Code: 400

ServiceUnavailableException

The request has failed because the AmazonTransfer Family service is not available.

HTTP Status Code: 500

ThrottlingException

The request was denied due to request throttling.

HTTP Status Code: 400

Examples

Example

The following example creates a new server using a VPC_ENDPOINT.

Sample Request

```
{
  "EndpointType": "VPC",
  "EndpointDetails": ...,
  "HostKey": "Your RSA private key",
  "IdentityProviderDetails": "IdentityProvider",
  "IdentityProviderType": "SERVICE_MANAGED",
  "LoggingRole": "CloudWatchLoggingRole",
  "Tags": [
    {
      "Key": "Name",
      "Value": "MyServer"
    }
  ]
}
```

```
    }  
  ]  
}
```

Example

This is a sample response for this API call.

Sample Response

```
{  
  "ServerId": "s-01234567890abcdef"  
}
```

See Also

For more information about using this API in one of the language-specific Amazon SDKs, see the following:

- [Amazon Command Line Interface](#)
- [Amazon SDK for .NET](#)
- [Amazon SDK for C++](#)
- [Amazon SDK for Go v2](#)
- [Amazon SDK for Java V2](#)
- [Amazon SDK for JavaScript V3](#)
- [Amazon SDK for PHP V3](#)
- [Amazon SDK for Python](#)
- [Amazon SDK for Ruby V3](#)

CreateUser

Creates a user and associates them with an existing file transfer protocol-enabled server. You can only create and associate users with servers that have the `IdentityProviderType` set to `SERVICE_MANAGED`. Using parameters for `CreateUser`, you can specify the user name, set the home directory, store the user's public key, and assign the user's Amazon Identity and Access Management (IAM) role. You can also optionally add a session policy, and assign metadata with tags that can be used to group and search for users.

Request Syntax

```
{
  "HomeDirectory": "string",
  "HomeDirectoryMappings": [
    {
      "Entry": "string",
      "Target": "string",
      "Type": "string"
    }
  ],
  "HomeDirectoryType": "string",
  "Policy": "string",
  "PosixProfile": {
    "Gid": number,
    "SecondaryGids": [ number ],
    "Uid": number
  },
  "Role": "string",
  "ServerId": "string",
  "SshPublicKeyBody": "string",
  "Tags": [
    {
      "Key": "string",
      "Value": "string"
    }
  ],
  "UserName": "string"
}
```


Request Parameters

For information about the parameters that are common to all actions, see [Common Parameters](#).

The request accepts the following data in JSON format.

HomeDirectory

The landing directory (folder) for a user when they log in to the server using the client.

A HomeDirectory example is `/bucket_name/home/mydirectory`.

Note

The HomeDirectory parameter is only used if HomeDirectoryType is set to PATH.

Type: String

Length Constraints: Minimum length of 0. Maximum length of 1024.

Pattern: (|/.*)

Required: No

HomeDirectoryMappings

Logical directory mappings that specify what Amazon S3 or Amazon EFS paths and keys should be visible to your user and how you want to make them visible. You must specify the Entry and Target pair, where Entry shows how the path is made visible and Target is the actual Amazon S3 or Amazon EFS path. If you only specify a target, it is displayed as is. You also must ensure that your Amazon Identity and Access Management (IAM) role provides access to paths in Target. This value can be set only when HomeDirectoryType is set to *LOGICAL*.

The following is an Entry and Target pair example.

```
[ { "Entry": "/directory1", "Target": "/bucket_name/home/mydirectory" } ]
```

In most cases, you can use this value instead of the session policy to lock your user down to the designated home directory ("chroot"). To do this, you can set Entry to `/` and set Target to the value the user should see for their home directory when they log in.

The following is an Entry and Target pair example for chroot.

```
[ { "Entry": "/", "Target": "/bucket_name/home/mydirectory" } ]
```

Type: Array of [HomeDirectoryMapEntry](#) objects

Array Members: Minimum number of 1 item. Maximum number of 50000 items.

Required: No

[HomeDirectoryType](#)

The type of landing directory (folder) that you want your users' home directory to be when they log in to the server. If you set it to PATH, the user will see the absolute Amazon S3 bucket or Amazon EFS path as is in their file transfer protocol clients. If you set it to LOGICAL, you need to provide mappings in the HomeDirectoryMappings for how you want to make Amazon S3 or Amazon EFS paths visible to your users.

Note

If HomeDirectoryType is LOGICAL, you must provide mappings, using the HomeDirectoryMappings parameter. If, on the other hand, HomeDirectoryType is PATH, you provide an absolute path using the HomeDirectory parameter. You cannot have both HomeDirectory and HomeDirectoryMappings in your template.

Type: String

Valid Values: PATH | LOGICAL

Required: No

[Policy](#)

A session policy for your user so that you can use the same Amazon Identity and Access Management (IAM) role across multiple users. This policy scopes down a user's access to portions of their Amazon S3 bucket. Variables that you can use inside this policy include `${Transfer:UserName}`, `${Transfer:HomeDirectory}`, and `${Transfer:HomeBucket}`.

Note

This policy applies only when the domain of ServerId is Amazon S3. Amazon EFS does not use session policies.

For session policies, Amazon Transfer Family stores the policy as a JSON blob, instead of the Amazon Resource Name (ARN) of the policy. You save the policy as a JSON blob and pass it in the `Policy` argument.

For an example of a session policy, see [Example session policy](#).

For more information, see [AssumeRole](#) in the *Amazon Security Token Service API Reference*.

Type: String

Length Constraints: Minimum length of 0. Maximum length of 2048.

Required: No

[PosixProfile](#)

Specifies the full POSIX identity, including user ID (`Uid`), group ID (`Gid`), and any secondary groups IDs (`SecondaryGids`), that controls your users' access to your Amazon EFS file systems. The POSIX permissions that are set on files and directories in Amazon EFS determine the level of access your users get when transferring files into and out of your Amazon EFS file systems.

Type: [PosixProfile](#) object

Required: No

[Role](#)

The Amazon Resource Name (ARN) of the Amazon Identity and Access Management (IAM) role that controls your users' access to your Amazon S3 bucket or Amazon EFS file system. The policies attached to this role determine the level of access that you want to provide your users when transferring files into and out of your Amazon S3 bucket or Amazon EFS file system. The IAM role should also contain a trust relationship that allows the server to access your resources when servicing your users' transfer requests.

Type: String

Length Constraints: Minimum length of 20. Maximum length of 2048.

Pattern: `arn:.*role/\S+`

Required: Yes

ServerId

A system-assigned unique identifier for a server instance. This is the specific server that you added your user to.

Type: String

Length Constraints: Fixed length of 19.

Pattern: `s - ([0-9a-f] {17})`

Required: Yes

SshPublicKeyBody

The public portion of the Secure Shell (SSH) key used to authenticate the user to the server.

The three standard SSH public key format elements are `<key type>`, `<body base64>`, and an optional `<comment>`, with spaces between each element.

Amazon Transfer Family accepts RSA, ECDSA, and ED25519 keys.

- For RSA keys, the key type is `ssh-rsa`.
- For ED25519 keys, the key type is `ssh-ed25519`.
- For ECDSA keys, the key type is either `ecdsa-sha2-nistp256`, `ecdsa-sha2-nistp384`, or `ecdsa-sha2-nistp521`, depending on the size of the key you generated.

Type: String

Length Constraints: Minimum length of 0. Maximum length of 2048.

Required: No

Tags

Key-value pairs that can be used to group and search for users. Tags are metadata attached to users for any purpose.

Type: Array of [Tag](#) objects

Array Members: Minimum number of 1 item. Maximum number of 50 items.

Required: No

UserName

A unique string that identifies a user and is associated with a `ServerId`. This user name must be a minimum of 3 and a maximum of 100 characters long. The following are valid characters: a-z, A-Z, 0-9, underscore '_', hyphen '-', period '.', and at sign '@'. The user name can't start with a hyphen, period, or at sign.

Type: String

Length Constraints: Minimum length of 3. Maximum length of 100.

Pattern: `[\w][\w@.-]{2,99}`

Required: Yes

Response Syntax

```
{
  "ServerId": "string",
  "UserName": "string"
}
```

Response Elements

If the action is successful, the service sends back an HTTP 200 response.

The following data is returned in JSON format by the service.

ServerId

The identifier of the server that the user is attached to.

Type: String

Length Constraints: Fixed length of 19.

Pattern: `s-([0-9a-f]{17})`

UserName

A unique string that identifies a Transfer Family user.

Type: String

Length Constraints: Minimum length of 3. Maximum length of 100.

Pattern: `[\w][\w@.-]{2,99}`

Errors

For information about the errors that are common to all actions, see [Common Errors](#).

InternalServerError

This exception is thrown when an error occurs in the Amazon Transfer Family service.

HTTP Status Code: 500

InvalidRequestException

This exception is thrown when the client submits a malformed request.

HTTP Status Code: 400

ResourceExistsException

The requested resource does not exist, or exists in a region other than the one specified for the command.

HTTP Status Code: 400

ResourceNotFoundException

This exception is thrown when a resource is not found by the AmazonTransfer Family service.

HTTP Status Code: 400

ServiceUnavailableException

The request has failed because the AmazonTransfer Family service is not available.

HTTP Status Code: 500

Examples

Example

To create a user, you can first save the parameters into a JSON file, for example `createUserParameters`, then run the `create-user` API command.

```
{
  "HomeDirectory": "/amzn-s3-demo-bucket",
  "HomeDirectoryType": "PATH",
  "Role": "arn:aws:iam::111122223333:role/bob-role",
  "ServerId": "s-1111aaaa2222bbbb3",
  "SshPublicKeyBody": "ecdsa-sha2-nistp521 AAAAE2VjZHNhLXNoYTItbmlzdHA...
bobusa@mycomputer.us-east-1.amazon.com",
  "UserName": "bobusa-API"
}
```

Sample Request

```
aws transfer create-user --cli-input-json file://createUserParameters
```

Sample Response

```
{
  "ServerId": "s-1111aaaa2222bbbb3",
  "UserName": "bobusa-API"
}
```

See Also

For more information about using this API in one of the language-specific Amazon SDKs, see the following:

- [Amazon Command Line Interface](#)
- [Amazon SDK for .NET](#)
- [Amazon SDK for C++](#)
- [Amazon SDK for Go v2](#)
- [Amazon SDK for Java V2](#)
- [Amazon SDK for JavaScript V3](#)
- [Amazon SDK for PHP V3](#)
- [Amazon SDK for Python](#)
- [Amazon SDK for Ruby V3](#)

CreateWorkflow

Allows you to create a workflow with specified steps and step details the workflow invokes after file transfer completes. After creating a workflow, you can associate the workflow created with any transfer servers by specifying the `workflow-details` field in `CreateServer` and `UpdateServer` operations.

Request Syntax

```
{
  "Description": "string",
  "OnExceptionSteps": [
    {
      "CopyStepDetails": {
        "DestinationFileLocation": {
          "EfsFileLocation": {
            "FileSystemId": "string",
            "Path": "string"
          },
          "S3FileLocation": {
            "Bucket": "string",
            "Key": "string"
          }
        },
        "Name": "string",
        "OverwriteExisting": "string",
        "SourceFileLocation": "string"
      },
      "CustomStepDetails": {
        "Name": "string",
        "SourceFileLocation": "string",
        "Target": "string",
        "TimeoutSeconds": number
      },
      "DecryptStepDetails": {
        "DestinationFileLocation": {
          "EfsFileLocation": {
            "FileSystemId": "string",
            "Path": "string"
          },
          "S3FileLocation": {
            "Bucket": "string",
```



```

        "Key": "string"
      }
    },
    "Name": "string",
    "OverwriteExisting": "string",
    "SourceFileLocation": "string",
    "Type": "string"
  },
  "DeleteStepDetails": {
    "Name": "string",
    "SourceFileLocation": "string"
  },
  "TagStepDetails": {
    "Name": "string",
    "SourceFileLocation": "string",
    "Tags": [
      {
        "Key": "string",
        "Value": "string"
      }
    ]
  },
  "Type": "string"
}
],
"Steps": [
  {
    "CopyStepDetails": {
      "DestinationFileLocation": {
        "EfsFileLocation": {
          "FileSystemId": "string",
          "Path": "string"
        },
        "S3FileLocation": {
          "Bucket": "string",
          "Key": "string"
        }
      },
      "Name": "string",
      "OverwriteExisting": "string",
      "SourceFileLocation": "string"
    },
    "CustomStepDetails": {
      "Name": "string",

```

```
    "SourceFileLocation": "string",
    "Target": "string",
    "TimeoutSeconds": number
  },
  "DecryptStepDetails": {
    "DestinationFileLocation": {
      "EfsFileLocation": {
        "FileSystemId": "string",
        "Path": "string"
      },
      "S3FileLocation": {
        "Bucket": "string",
        "Key": "string"
      }
    },
    "Name": "string",
    "OverwriteExisting": "string",
    "SourceFileLocation": "string",
    "Type": "string"
  },
  "DeleteStepDetails": {
    "Name": "string",
    "SourceFileLocation": "string"
  },
  "TagStepDetails": {
    "Name": "string",
    "SourceFileLocation": "string",
    "Tags": [
      {
        "Key": "string",
        "Value": "string"
      }
    ]
  },
  "Type": "string"
}
],
"Tags": [
  {
    "Key": "string",
    "Value": "string"
  }
]
]
```

```
}
```

Request Parameters

For information about the parameters that are common to all actions, see [Common Parameters](#).

The request accepts the following data in JSON format.

Description

A textual description for the workflow.

Type: String

Length Constraints: Minimum length of 0. Maximum length of 256.

Pattern: `[\w-]*`

Required: No

OnExceptionSteps

Specifies the steps (actions) to take if errors are encountered during execution of the workflow.

Note

For custom steps, the Lambda function needs to send FAILURE to the call back API to kick off the exception steps. Additionally, if the Lambda does not send SUCCESS before it times out, the exception steps are executed.

Type: Array of [WorkflowStep](#) objects

Array Members: Minimum number of 0 items. Maximum number of 8 items.

Required: No


Steps

Specifies the details for the steps that are in the specified workflow.

The TYPE specifies which of the following actions is being taken for this step.

- **COPY** - Copy the file to another location.

- **CUSTOM** - Perform a custom step with an Amazon Lambda function target.
- **DECRYPT** - Decrypt a file that was encrypted before it was uploaded.
- **DELETE** - Delete the file.
- **TAG** - Add a tag to the file.

 **Note**

Currently, copying and tagging are supported only on S3.

For file location, you specify either the Amazon S3 bucket and key, or the Amazon EFS file system ID and path.

Type: Array of [WorkflowStep](#) objects

Array Members: Minimum number of 0 items. Maximum number of 8 items.

Required: Yes

Tags

Key-value pairs that can be used to group and search for workflows. Tags are metadata attached to workflows for any purpose.

Type: Array of [Tag](#) objects

Array Members: Minimum number of 1 item. Maximum number of 50 items.

Required: No

Response Syntax

```
{  
  "WorkflowId": "string"  
}
```

Response Elements

If the action is successful, the service sends back an HTTP 200 response.

The following data is returned in JSON format by the service.

WorkflowId

A unique identifier for the workflow.

Type: String

Length Constraints: Fixed length of 19.

Pattern: w-([a-z0-9]{17})

Errors

For information about the errors that are common to all actions, see [Common Errors](#).

AccessDeniedException

You do not have sufficient access to perform this action.

HTTP Status Code: 400

InternalServerError

This exception is thrown when an error occurs in the Amazon Transfer Family service.

HTTP Status Code: 500

InvalidRequestException

This exception is thrown when the client submits a malformed request.

HTTP Status Code: 400

ResourceExistsException

The requested resource does not exist, or exists in a region other than the one specified for the command.

HTTP Status Code: 400

ServiceUnavailableException

The request has failed because the AmazonTransfer Family service is not available.

HTTP Status Code: 500

ThrottlingException

The request was denied due to request throttling.

HTTP Status Code: 400

Examples

Example

You can save workflow step information into a text file, and then use that file to create a workflow, as in the following example. The following example assumes you have saved your workflow steps into *example-file.json* (in the same folder from where you run the command), and that you wish to create the workflow in the N. Virginia (us-east-1) region.

```
aws transfer create-workflow --description "example workflow from a file" --steps
file://example-file.json --region us-east-1
```

```
// Example file containing workflow steps
[
  {
    "Type": "TAG",
    "TagStepDetails": {
      "Name": "TagStep",
      "Tags": [
        {
          "Key": "name",
          "Value": "testTag"
        }
      ]
    }
  },
  {
    "Type": "COPY",
    "CopyStepDetails": {
      "Name": "CopyStep",
      "DestinationFileLocation": {
        "S3FileLocation": {
          "Bucket": "amzn-s3-demo-bucket",
```

```
        "Key": "DOC-EXAMPLE-KEY/"
      }
    },
    "OverwriteExisting": "TRUE",
    "SourceFileLocation": "${original.file}"
  }
},
{
  "Type": "DELETE",
  "DeleteStepDetails":{
    "Name":"DeleteStep",
    "SourceFileLocation": "${original.file}"
  }
}
]
```

Example

The `CreateWorkflow` call returns the workflow ID for the new workflow.

Sample Response

```
{
  "WorkflowId": "w-1234abcd5678efghi"
}
```

See Also

For more information about using this API in one of the language-specific Amazon SDKs, see the following:

- [Amazon Command Line Interface](#)
- [Amazon SDK for .NET](#)
- [Amazon SDK for C++](#)
- [Amazon SDK for Go v2](#)
- [Amazon SDK for Java V2](#)
- [Amazon SDK for JavaScript V3](#)
- [Amazon SDK for PHP V3](#)
- [Amazon SDK for Python](#)

- [Amazon SDK for Ruby V3](#)

DeleteAccess

Allows you to delete the access specified in the `ServerID` and `ExternalID` parameters.

Request Syntax

```
{
  "ExternalId": "string",
  "ServerId": "string"
}
```

Request Parameters

For information about the parameters that are common to all actions, see [Common Parameters](#).

The request accepts the following data in JSON format.

ExternalId

A unique identifier that is required to identify specific groups within your directory. The users of the group that you associate have access to your Amazon S3 or Amazon EFS resources over the enabled protocols using Amazon Transfer Family. If you know the group name, you can view the SID values by running the following command using Windows PowerShell.

```
Get-ADGroup -Filter {samAccountName -like "YourGroupName*"} -Properties
* | Select SamAccountName, ObjectSid
```

In that command, replace *YourGroupName* with the name of your Active Directory group.

The regular expression used to validate this parameter is a string of characters consisting of uppercase and lowercase alphanumeric characters with no spaces. You can also include underscores or any of the following characters: =, ., @, /, -

Type: String

Length Constraints: Minimum length of 1. Maximum length of 256.

Pattern: S-1-[\d-]+

Required: Yes

ServerId

A system-assigned unique identifier for a server that has this user assigned.

Type: String

Length Constraints: Fixed length of 19.

Pattern: s-([0-9a-f]{17})

Required: Yes

Response Elements

If the action is successful, the service sends back an HTTP 200 response with an empty HTTP body.

Errors

For information about the errors that are common to all actions, see [Common Errors](#).

InternalServerError

This exception is thrown when an error occurs in the Amazon Transfer Family service.

HTTP Status Code: 500

InvalidRequestException

This exception is thrown when the client submits a malformed request.

HTTP Status Code: 400

ResourceNotFoundException

This exception is thrown when a resource is not found by the AmazonTransfer Family service.

HTTP Status Code: 400

ServiceUnavailableException

The request has failed because the AmazonTransfer Family service is not available.

HTTP Status Code: 500

See Also

For more information about using this API in one of the language-specific Amazon SDKs, see the following:

- [Amazon Command Line Interface](#)
- [Amazon SDK for .NET](#)
- [Amazon SDK for C++](#)
- [Amazon SDK for Go v2](#)
- [Amazon SDK for Java V2](#)
- [Amazon SDK for JavaScript V3](#)
- [Amazon SDK for PHP V3](#)
- [Amazon SDK for Python](#)
- [Amazon SDK for Ruby V3](#)

DeleteAgreement

Delete the agreement that's specified in the provided AgreementId.

Request Syntax

```
{
  "AgreementId": "string",
  "ServerId": "string"
}
```

Request Parameters

For information about the parameters that are common to all actions, see [Common Parameters](#).

The request accepts the following data in JSON format.

AgreementId

A unique identifier for the agreement. This identifier is returned when you create an agreement.

Type: String

Length Constraints: Fixed length of 19.

Pattern: a-([0-9a-f]{17})

Required: Yes

ServerId

The server identifier associated with the agreement that you are deleting.

Type: String

Length Constraints: Fixed length of 19.

Pattern: s-([0-9a-f]{17})

Required: Yes

Response Elements

If the action is successful, the service sends back an HTTP 200 response with an empty HTTP body.

Errors

For information about the errors that are common to all actions, see [Common Errors](#).

InternalServerError

This exception is thrown when an error occurs in the Amazon Transfer Family service.

HTTP Status Code: 500

InvalidRequestException

This exception is thrown when the client submits a malformed request.

HTTP Status Code: 400

ResourceNotFoundException

This exception is thrown when a resource is not found by the AmazonTransfer Family service.

HTTP Status Code: 400

ServiceUnavailableException

The request has failed because the AmazonTransfer Family service is not available.

HTTP Status Code: 500

See Also

For more information about using this API in one of the language-specific Amazon SDKs, see the following:

- [Amazon Command Line Interface](#)
- [Amazon SDK for .NET](#)
- [Amazon SDK for C++](#)
- [Amazon SDK for Go v2](#)
- [Amazon SDK for Java V2](#)

- [Amazon SDK for JavaScript V3](#)
- [Amazon SDK for PHP V3](#)
- [Amazon SDK for Python](#)
- [Amazon SDK for Ruby V3](#)

DeleteCertificate

Deletes the certificate that's specified in the `CertificateId` parameter.

Request Syntax

```
{  
  "CertificateId": "string"  
}
```

Request Parameters

For information about the parameters that are common to all actions, see [Common Parameters](#).

The request accepts the following data in JSON format.

CertificateId

The identifier of the certificate object that you are deleting.

Type: String

Length Constraints: Fixed length of 22.

Pattern: `cert-([0-9a-f]{17})`

Required: Yes

Response Elements

If the action is successful, the service sends back an HTTP 200 response with an empty HTTP body.

Errors

For information about the errors that are common to all actions, see [Common Errors](#).

InternalServiceError

This exception is thrown when an error occurs in the Amazon Transfer Family service.

HTTP Status Code: 500

InvalidRequestException

This exception is thrown when the client submits a malformed request.

HTTP Status Code: 400

ResourceNotFoundException

This exception is thrown when a resource is not found by the AmazonTransfer Family service.

HTTP Status Code: 400

ServiceUnavailableException

The request has failed because the AmazonTransfer Family service is not available.

HTTP Status Code: 500

See Also

For more information about using this API in one of the language-specific Amazon SDKs, see the following:

- [Amazon Command Line Interface](#)
- [Amazon SDK for .NET](#)
- [Amazon SDK for C++](#)
- [Amazon SDK for Go v2](#)
- [Amazon SDK for Java V2](#)
- [Amazon SDK for JavaScript V3](#)
- [Amazon SDK for PHP V3](#)
- [Amazon SDK for Python](#)
- [Amazon SDK for Ruby V3](#)

DeleteConnector

Deletes the connector that's specified in the provided `ConnectorId`.

Request Syntax

```
{  
  "ConnectorId": "string"  
}
```

Request Parameters

For information about the parameters that are common to all actions, see [Common Parameters](#).

The request accepts the following data in JSON format.

ConnectorId

The unique identifier for the connector.

Type: String

Length Constraints: Fixed length of 19.

Pattern: `c-([0-9a-f]{17})`

Required: Yes

Response Elements

If the action is successful, the service sends back an HTTP 200 response with an empty HTTP body.

Errors

For information about the errors that are common to all actions, see [Common Errors](#).

InternalServerError

This exception is thrown when an error occurs in the Amazon Transfer Family service.

HTTP Status Code: 500

InvalidRequestException

This exception is thrown when the client submits a malformed request.

HTTP Status Code: 400

ResourceNotFoundException

This exception is thrown when a resource is not found by the AmazonTransfer Family service.

HTTP Status Code: 400

ServiceUnavailableException

The request has failed because the AmazonTransfer Family service is not available.

HTTP Status Code: 500

See Also

For more information about using this API in one of the language-specific Amazon SDKs, see the following:

- [Amazon Command Line Interface](#)
- [Amazon SDK for .NET](#)
- [Amazon SDK for C++](#)
- [Amazon SDK for Go v2](#)
- [Amazon SDK for Java V2](#)
- [Amazon SDK for JavaScript V3](#)
- [Amazon SDK for PHP V3](#)
- [Amazon SDK for Python](#)
- [Amazon SDK for Ruby V3](#)

DeleteHostKey

Deletes the host key that's specified in the HostKeyId parameter.

Request Syntax

```
{  
  "HostKeyId": "string",  
  "ServerId": "string"  
}
```

Request Parameters

For information about the parameters that are common to all actions, see [Common Parameters](#).

The request accepts the following data in JSON format.

HostKeyId

The identifier of the host key that you are deleting.

Type: String

Length Constraints: Fixed length of 25.

Pattern: hostkey-[0-9a-f]{17}

Required: Yes

ServerId

The identifier of the server that contains the host key that you are deleting.

Type: String

Length Constraints: Fixed length of 19.

Pattern: s-([0-9a-f]{17})

Required: Yes

Response Elements

If the action is successful, the service sends back an HTTP 200 response with an empty HTTP body.

Errors

For information about the errors that are common to all actions, see [Common Errors](#).

InternalServerError

This exception is thrown when an error occurs in the Amazon Transfer Family service.

HTTP Status Code: 500

InvalidRequestException

This exception is thrown when the client submits a malformed request.

HTTP Status Code: 400

ResourceNotFoundException

This exception is thrown when a resource is not found by the AmazonTransfer Family service.

HTTP Status Code: 400

ServiceUnavailableException

The request has failed because the AmazonTransfer Family service is not available.

HTTP Status Code: 500

ThrottlingException

The request was denied due to request throttling.

HTTP Status Code: 400

See Also

For more information about using this API in one of the language-specific Amazon SDKs, see the following:

- [Amazon Command Line Interface](#)

- [Amazon SDK for .NET](#)
- [Amazon SDK for C++](#)
- [Amazon SDK for Go v2](#)
- [Amazon SDK for Java V2](#)
- [Amazon SDK for JavaScript V3](#)
- [Amazon SDK for PHP V3](#)
- [Amazon SDK for Python](#)
- [Amazon SDK for Ruby V3](#)

DeleteProfile

Deletes the profile that's specified in the `ProfileId` parameter.

Request Syntax

```
{  
  "ProfileId": "string"  
}
```

Request Parameters

For information about the parameters that are common to all actions, see [Common Parameters](#).

The request accepts the following data in JSON format.

ProfileId

The identifier of the profile that you are deleting.

Type: String

Length Constraints: Fixed length of 19.

Pattern: p-([0-9a-f]{17})

Required: Yes

Response Elements

If the action is successful, the service sends back an HTTP 200 response with an empty HTTP body.

Errors

For information about the errors that are common to all actions, see [Common Errors](#).

InternalServerError

This exception is thrown when an error occurs in the Amazon Transfer Family service.

HTTP Status Code: 500

InvalidRequestException

This exception is thrown when the client submits a malformed request.

HTTP Status Code: 400

ResourceNotFoundException

This exception is thrown when a resource is not found by the AmazonTransfer Family service.

HTTP Status Code: 400

ServiceUnavailableException

The request has failed because the AmazonTransfer Family service is not available.

HTTP Status Code: 500

See Also

For more information about using this API in one of the language-specific Amazon SDKs, see the following:

- [Amazon Command Line Interface](#)
- [Amazon SDK for .NET](#)
- [Amazon SDK for C++](#)
- [Amazon SDK for Go v2](#)
- [Amazon SDK for Java V2](#)
- [Amazon SDK for JavaScript V3](#)
- [Amazon SDK for PHP V3](#)
- [Amazon SDK for Python](#)
- [Amazon SDK for Ruby V3](#)

DeleteServer

Deletes the file transfer protocol-enabled server that you specify.

No response returns from this operation.

Request Syntax

```
{  
  "ServerId": "string"  
}
```

Request Parameters

For information about the parameters that are common to all actions, see [Common Parameters](#).

The request accepts the following data in JSON format.

ServerId

A unique system-assigned identifier for a server instance.

Type: String

Length Constraints: Fixed length of 19.

Pattern: s-([0-9a-f]{17})

Required: Yes

Response Elements

If the action is successful, the service sends back an HTTP 200 response with an empty HTTP body.

Errors

For information about the errors that are common to all actions, see [Common Errors](#).

AccessDeniedException

You do not have sufficient access to perform this action.

HTTP Status Code: 400

InternalServerError

This exception is thrown when an error occurs in the Amazon Transfer Family service.

HTTP Status Code: 500

InvalidRequestException

This exception is thrown when the client submits a malformed request.

HTTP Status Code: 400

ResourceNotFoundException

This exception is thrown when a resource is not found by the AmazonTransfer Family service.

HTTP Status Code: 400

ServiceUnavailableException

The request has failed because the AmazonTransfer Family service is not available.

HTTP Status Code: 500

Examples

Example

The following example deletes a server.

Sample Request

```
{
  "ServerId": "s-01234567890abcdef"
}
```

Example

If successful, nothing is returned.

Sample Response

```
{  
}
```

See Also

For more information about using this API in one of the language-specific Amazon SDKs, see the following:

- [Amazon Command Line Interface](#)
- [Amazon SDK for .NET](#)
- [Amazon SDK for C++](#)
- [Amazon SDK for Go v2](#)
- [Amazon SDK for Java V2](#)
- [Amazon SDK for JavaScript V3](#)
- [Amazon SDK for PHP V3](#)
- [Amazon SDK for Python](#)
- [Amazon SDK for Ruby V3](#)

DeleteSshPublicKey

Deletes a user's Secure Shell (SSH) public key.

Request Syntax

```
{  
  "ServerId": "string",  
  "SshPublicKeyId": "string",  
  "UserName": "string"  
}
```

Request Parameters

For information about the parameters that are common to all actions, see [Common Parameters](#).

The request accepts the following data in JSON format.

ServerId

A system-assigned unique identifier for a file transfer protocol-enabled server instance that has the user assigned to it.

Type: String

Length Constraints: Fixed length of 19.

Pattern: s-([0-9a-f]{17})

Required: Yes

SshPublicKeyId

A unique identifier used to reference your user's specific SSH key.

Type: String

Length Constraints: Fixed length of 21.

Pattern: key-[0-9a-f]{17}

Required: Yes

UserName

A unique string that identifies a user whose public key is being deleted.

Type: String

Length Constraints: Minimum length of 3. Maximum length of 100.

Pattern: `[\w][\w@.-]{2,99}`

Required: Yes

Response Elements

If the action is successful, the service sends back an HTTP 200 response with an empty HTTP body.

Errors

For information about the errors that are common to all actions, see [Common Errors](#).

InternalServerError

This exception is thrown when an error occurs in the Amazon Transfer Family service.

HTTP Status Code: 500

InvalidRequestException

This exception is thrown when the client submits a malformed request.

HTTP Status Code: 400

ResourceNotFoundException

This exception is thrown when a resource is not found by the AmazonTransfer Family service.

HTTP Status Code: 400

ServiceUnavailableException

The request has failed because the AmazonTransfer Family service is not available.

HTTP Status Code: 500

ThrottlingException

The request was denied due to request throttling.

HTTP Status Code: 400

Examples

Example

The following example deletes a user's SSH public key.

Sample Request

```
{
  "ServerId": "s-01234567890abcdef",
  "SshPublicKeyId": "MyPublicKey",
  "UserName": "my_user"
}
```

See Also

For more information about using this API in one of the language-specific Amazon SDKs, see the following:

- [Amazon Command Line Interface](#)
- [Amazon SDK for .NET](#)
- [Amazon SDK for C++](#)
- [Amazon SDK for Go v2](#)
- [Amazon SDK for Java V2](#)
- [Amazon SDK for JavaScript V3](#)
- [Amazon SDK for PHP V3](#)
- [Amazon SDK for Python](#)
- [Amazon SDK for Ruby V3](#)

DeleteUser

Deletes the user belonging to a file transfer protocol-enabled server you specify.

No response returns from this operation.

Note

When you delete a user from a server, the user's information is lost.

Request Syntax

```
{
  "ServerId": "string",
  "UserName": "string"
}
```

Request Parameters

For information about the parameters that are common to all actions, see [Common Parameters](#).

The request accepts the following data in JSON format.

ServerId

A system-assigned unique identifier for a server instance that has the user assigned to it.

Type: String

Length Constraints: Fixed length of 19.

Pattern: s-([0-9a-f]{17})

Required: Yes

UserName

A unique string that identifies a user that is being deleted from a server.

Type: String

Length Constraints: Minimum length of 3. Maximum length of 100.

Pattern: `[\w][\w@.-]{2,99}`

Required: Yes

Response Elements

If the action is successful, the service sends back an HTTP 200 response with an empty HTTP body.

Errors

For information about the errors that are common to all actions, see [Common Errors](#).

InternalServerError

This exception is thrown when an error occurs in the Amazon Transfer Family service.

HTTP Status Code: 500

InvalidRequestException

This exception is thrown when the client submits a malformed request.

HTTP Status Code: 400

ResourceNotFoundException

This exception is thrown when a resource is not found by the AmazonTransfer Family service.

HTTP Status Code: 400

ServiceUnavailableException

The request has failed because the AmazonTransfer Family service is not available.

HTTP Status Code: 500

Examples

Example

The following example deletes a Transfer Family user.

Sample Request

```
{
  "ServerId": "s-01234567890abcdef",
  "UserNames": "my_user"
}
```

See Also

For more information about using this API in one of the language-specific Amazon SDKs, see the following:

- [Amazon Command Line Interface](#)
- [Amazon SDK for .NET](#)
- [Amazon SDK for C++](#)
- [Amazon SDK for Go v2](#)
- [Amazon SDK for Java V2](#)
- [Amazon SDK for JavaScript V3](#)
- [Amazon SDK for PHP V3](#)
- [Amazon SDK for Python](#)
- [Amazon SDK for Ruby V3](#)

DeleteWorkflow

Deletes the specified workflow.

Request Syntax

```
{  
  "WorkflowId": "string"  
}
```

Request Parameters

For information about the parameters that are common to all actions, see [Common Parameters](#).

The request accepts the following data in JSON format.

WorkflowId

A unique identifier for the workflow.

Type: String

Length Constraints: Fixed length of 19.

Pattern: w-([a-z0-9]{17})

Required: Yes

Response Elements

If the action is successful, the service sends back an HTTP 200 response with an empty HTTP body.

Errors

For information about the errors that are common to all actions, see [Common Errors](#).

AccessDeniedException

You do not have sufficient access to perform this action.

HTTP Status Code: 400

InternalServerError

This exception is thrown when an error occurs in the Amazon Transfer Family service.

HTTP Status Code: 500

InvalidRequestException

This exception is thrown when the client submits a malformed request.

HTTP Status Code: 400

ResourceNotFoundException

This exception is thrown when a resource is not found by the AmazonTransfer Family service.

HTTP Status Code: 400

ServiceUnavailableException

The request has failed because the AmazonTransfer Family service is not available.

HTTP Status Code: 500

See Also

For more information about using this API in one of the language-specific Amazon SDKs, see the following:

- [Amazon Command Line Interface](#)
- [Amazon SDK for .NET](#)
- [Amazon SDK for C++](#)
- [Amazon SDK for Go v2](#)
- [Amazon SDK for Java V2](#)
- [Amazon SDK for JavaScript V3](#)
- [Amazon SDK for PHP V3](#)
- [Amazon SDK for Python](#)
- [Amazon SDK for Ruby V3](#)

DescribeAccess

Describes the access that is assigned to the specific file transfer protocol-enabled server, as identified by its `ServerId` property and its `ExternalId`.

The response from this call returns the properties of the access that is associated with the `ServerId` value that was specified.

Request Syntax

```
{
  "ExternalId": "string",
  "ServerId": "string"
}
```

Request Parameters

For information about the parameters that are common to all actions, see [Common Parameters](#).

The request accepts the following data in JSON format.

ExternalId

A unique identifier that is required to identify specific groups within your directory. The users of the group that you associate have access to your Amazon S3 or Amazon EFS resources over the enabled protocols using Amazon Transfer Family. If you know the group name, you can view the SID values by running the following command using Windows PowerShell.

```
Get-ADGroup -Filter {samAccountName -like "YourGroupName*"} -Properties
* | Select SamAccountName, ObjectSid
```

In that command, replace *YourGroupName* with the name of your Active Directory group.

The regular expression used to validate this parameter is a string of characters consisting of uppercase and lowercase alphanumeric characters with no spaces. You can also include underscores or any of the following characters: `=, @: / -`

Type: String

Length Constraints: Minimum length of 1. Maximum length of 256.

Pattern: S-1-[\d-]+

Required: Yes

ServerId

A system-assigned unique identifier for a server that has this access assigned.

Type: String

Length Constraints: Fixed length of 19.

Pattern: s-([0-9a-f]{17})

Required: Yes

Response Syntax

```
{
  "Access": {
    "ExternalId": "string",
    "HomeDirectory": "string",
    "HomeDirectoryMappings": [
      {
        "Entry": "string",
        "Target": "string",
        "Type": "string"
      }
    ],
    "HomeDirectoryType": "string",
    "Policy": "string",
    "PosixProfile": {
      "Gid": number,
      "SecondaryGids": [ number ],
      "Uid": number
    },
    "Role": "string"
  },
  "ServerId": "string"
}
```

Response Elements

If the action is successful, the service sends back an HTTP 200 response.

The following data is returned in JSON format by the service.

Access

The external identifier of the server that the access is attached to.

Type: [DescribedAccess](#) object

ServerId

A system-assigned unique identifier for a server that has this access assigned.

Type: String

Length Constraints: Fixed length of 19.

Pattern: s-([0-9a-f]{17})

Errors

For information about the errors that are common to all actions, see [Common Errors](#).

InternalServerError

This exception is thrown when an error occurs in the Amazon Transfer Family service.

HTTP Status Code: 500

InvalidRequestException

This exception is thrown when the client submits a malformed request.

HTTP Status Code: 400

ResourceNotFoundException

This exception is thrown when a resource is not found by the AmazonTransfer Family service.

HTTP Status Code: 400

ServiceUnavailableException

The request has failed because the AmazonTransfer Family service is not available.

HTTP Status Code: 500

See Also

For more information about using this API in one of the language-specific Amazon SDKs, see the following:

- [Amazon Command Line Interface](#)
- [Amazon SDK for .NET](#)
- [Amazon SDK for C++](#)
- [Amazon SDK for Go v2](#)
- [Amazon SDK for Java V2](#)
- [Amazon SDK for JavaScript V3](#)
- [Amazon SDK for PHP V3](#)
- [Amazon SDK for Python](#)
- [Amazon SDK for Ruby V3](#)

DescribeAgreement

Describes the agreement that's identified by the AgreementId.

Request Syntax

```
{  
  "AgreementId": "string",  
  "ServerId": "string"  
}
```

Request Parameters

For information about the parameters that are common to all actions, see [Common Parameters](#).

The request accepts the following data in JSON format.

AgreementId

A unique identifier for the agreement. This identifier is returned when you create an agreement.

Type: String

Length Constraints: Fixed length of 19.

Pattern: a-([0-9a-f]{17})

Required: Yes

ServerId

The server identifier that's associated with the agreement.

Type: String

Length Constraints: Fixed length of 19.

Pattern: s-([0-9a-f]{17})

Required: Yes

Response Syntax

```
{
  "Agreement": {
    "AccessRole": "string",
    "AgreementId": "string",
    "Arn": "string",
    "BaseDirectory": "string",
    "Description": "string",
    "LocalProfileId": "string",
    "PartnerProfileId": "string",
    "ServerId": "string",
    "Status": "string",
    "Tags": [
      {
        "Key": "string",
        "Value": "string"
      }
    ]
  }
}
```

Response Elements

If the action is successful, the service sends back an HTTP 200 response.

The following data is returned in JSON format by the service.

Agreement

The details for the specified agreement, returned as a `DescribedAgreement` object.

Type: [DescribedAgreement](#) object

Errors

For information about the errors that are common to all actions, see [Common Errors](#).

InternalServiceError

This exception is thrown when an error occurs in the Amazon Transfer Family service.

HTTP Status Code: 500

InvalidRequestException

This exception is thrown when the client submits a malformed request.

HTTP Status Code: 400

ResourceNotFoundException

This exception is thrown when a resource is not found by the AmazonTransfer Family service.

HTTP Status Code: 400

ServiceUnavailableException

The request has failed because the AmazonTransfer Family service is not available.

HTTP Status Code: 500

See Also

For more information about using this API in one of the language-specific Amazon SDKs, see the following:

- [Amazon Command Line Interface](#)
- [Amazon SDK for .NET](#)
- [Amazon SDK for C++](#)
- [Amazon SDK for Go v2](#)
- [Amazon SDK for Java V2](#)
- [Amazon SDK for JavaScript V3](#)
- [Amazon SDK for PHP V3](#)
- [Amazon SDK for Python](#)
- [Amazon SDK for Ruby V3](#)

DescribeCertificate

Describes the certificate that's identified by the `CertificateId`.

Request Syntax

```
{  
  "CertificateId": "string"  
}
```

Request Parameters

For information about the parameters that are common to all actions, see [Common Parameters](#).

The request accepts the following data in JSON format.

CertificateId

An array of identifiers for the imported certificates. You use this identifier for working with profiles and partner profiles.

Type: String

Length Constraints: Fixed length of 22.

Pattern: `cert-([0-9a-f]{17})`

Required: Yes

Response Syntax

```
{  
  "Certificate": {  
    "ActiveDate": number,  
    "Arn": "string",  
    "Certificate": "string",  
    "CertificateChain": "string",  
    "CertificateId": "string",  
    "Description": "string",  
    "InactiveDate": number,  
  }
```

```
"NotAfterDate": number,
"NotBeforeDate": number,
"Serial": "string",
"Status": "string",
"Tags": [
  {
    "Key": "string",
    "Value": "string"
  }
],
"Type": "string",
"Usage": "string"
}
```

Response Elements

If the action is successful, the service sends back an HTTP 200 response.

The following data is returned in JSON format by the service.

Certificate

The details for the specified certificate, returned as an object.

Type: [DescribedCertificate](#) object

Errors

For information about the errors that are common to all actions, see [Common Errors](#).

InternalServerError

This exception is thrown when an error occurs in the Amazon Transfer Family service.

HTTP Status Code: 500

InvalidRequestException

This exception is thrown when the client submits a malformed request.

HTTP Status Code: 400

ResourceNotFoundException

This exception is thrown when a resource is not found by the AmazonTransfer Family service.

HTTP Status Code: 400

ServiceUnavailableException

The request has failed because the AmazonTransfer Family service is not available.

HTTP Status Code: 500

See Also

For more information about using this API in one of the language-specific Amazon SDKs, see the following:

- [Amazon Command Line Interface](#)
- [Amazon SDK for .NET](#)
- [Amazon SDK for C++](#)
- [Amazon SDK for Go v2](#)
- [Amazon SDK for Java V2](#)
- [Amazon SDK for JavaScript V3](#)
- [Amazon SDK for PHP V3](#)
- [Amazon SDK for Python](#)
- [Amazon SDK for Ruby V3](#)

DescribeConnector

Describes the connector that's identified by the ConnectorId.

Request Syntax

```
{
  "ConnectorId": "string"
}
```

Request Parameters

For information about the parameters that are common to all actions, see [Common Parameters](#).

The request accepts the following data in JSON format.

ConnectorId

The unique identifier for the connector.

Type: String

Length Constraints: Fixed length of 19.

Pattern: c-([0-9a-f]{17})

Required: Yes

Response Syntax

```
{
  "Connector": {
    "AccessRole": "string",
    "Arn": "string",
    "As2Config": {
      "BasicAuthSecretId": "string",
      "Compression": "string",
      "EncryptionAlgorithm": "string",
      "LocalProfileId": "string",
      "MdnResponse": "string",
    }
  }
}
```

```
    "MdnSigningAlgorithm": "string",
    "MessageSubject": "string",
    "PartnerProfileId": "string",
    "SigningAlgorithm": "string"
  },
  "ConnectorId": "string",
  "LoggingRole": "string",
  "SecurityPolicyName": "string",
  "ServiceManagedEgressIpAddresses": [ "string" ],
  "SftpConfig": {
    "TrustedHostKeys": [ "string" ],
    "UserSecretId": "string"
  },
  "Tags": [
    {
      "Key": "string",
      "Value": "string"
    }
  ],
  "Url": "string"
}
```

Response Elements

If the action is successful, the service sends back an HTTP 200 response.

The following data is returned in JSON format by the service.

Connector

The structure that contains the details of the connector.

Type: [DescribedConnector](#) object

Errors

For information about the errors that are common to all actions, see [Common Errors](#).

InternalServerError

This exception is thrown when an error occurs in the Amazon Transfer Family service.

HTTP Status Code: 500

InvalidRequestException

This exception is thrown when the client submits a malformed request.

HTTP Status Code: 400

ResourceNotFoundException

This exception is thrown when a resource is not found by the AmazonTransfer Family service.

HTTP Status Code: 400

ServiceUnavailableException

The request has failed because the AmazonTransfer Family service is not available.

HTTP Status Code: 500

See Also

For more information about using this API in one of the language-specific Amazon SDKs, see the following:

- [Amazon Command Line Interface](#)
- [Amazon SDK for .NET](#)
- [Amazon SDK for C++](#)
- [Amazon SDK for Go v2](#)
- [Amazon SDK for Java V2](#)
- [Amazon SDK for JavaScript V3](#)
- [Amazon SDK for PHP V3](#)
- [Amazon SDK for Python](#)
- [Amazon SDK for Ruby V3](#)

DescribeExecution

You can use `DescribeExecution` to check the details of the execution of the specified workflow.

Note

This API call only returns details for in-progress workflows. If you provide an ID for an execution that is not in progress, or if the execution doesn't match the specified workflow ID, you receive a `ResourceNotFound` exception.

Request Syntax

```
{
  "ExecutionId": "string",
  "WorkflowId": "string"
}
```

Request Parameters

For information about the parameters that are common to all actions, see [Common Parameters](#).

The request accepts the following data in JSON format.

ExecutionId

A unique identifier for the execution of a workflow.

Type: String

Length Constraints: Fixed length of 36.

Pattern: `[0-9a-fA-F]{8}\-[0-9a-fA-F]{4}\-[0-9a-fA-F]{4}\-[0-9a-fA-F]{4}\-[0-9a-fA-F]{12}`

Required: Yes

WorkflowId

A unique identifier for the workflow.

Type: String

Length Constraints: Fixed length of 19.

Pattern: w-([a-z0-9]{17})

Required: Yes

Response Syntax

```
{
  "Execution": {
    "ExecutionId": "string",
    "ExecutionRole": "string",
    "InitialFileLocation": {
      "EfsFileLocation": {
        "FileSystemId": "string",
        "Path": "string"
      },
      "S3FileLocation": {
        "Bucket": "string",
        "Etag": "string",
        "Key": "string",
        "VersionId": "string"
      }
    },
    "LoggingConfiguration": {
      "LoggingRole": "string",
      "LogGroupName": "string"
    },
    "PosixProfile": {
      "Gid": number,
      "SecondaryGids": [ number ],
      "Uid": number
    },
    "Results": {
      "OnExceptionSteps": [
        {
          "Error": {
            "Message": "string",
            "Type": "string"
          },
          "Outputs": "string",
          "StepType": "string"
        }
      ]
    }
  }
}
```

```
    ],
    "Steps": [
      {
        "Error": {
          "Message": "string",
          "Type": "string"
        },
        "Outputs": "string",
        "StepType": "string"
      }
    ]
  },
  "ServiceMetadata": {
    "UserDetails": {
      "ServerId": "string",
      "SessionId": "string",
      "UserName": "string"
    }
  },
  "Status": "string"
},
"WorkflowId": "string"
}
```

Response Elements

If the action is successful, the service sends back an HTTP 200 response.

The following data is returned in JSON format by the service.

Execution

The structure that contains the details of the workflow' execution.

Type: [DescribedExecution](#) object

WorkflowId

A unique identifier for the workflow.

Type: String

Length Constraints: Fixed length of 19.

Pattern: w-([a-z0-9]{17})

Errors

For information about the errors that are common to all actions, see [Common Errors](#).

InternalServerError

This exception is thrown when an error occurs in the Amazon Transfer Family service.

HTTP Status Code: 500

InvalidRequestException

This exception is thrown when the client submits a malformed request.

HTTP Status Code: 400

ResourceNotFoundException

This exception is thrown when a resource is not found by the AmazonTransfer Family service.

HTTP Status Code: 400

ServiceUnavailableException

The request has failed because the AmazonTransfer Family service is not available.

HTTP Status Code: 500

See Also

For more information about using this API in one of the language-specific Amazon SDKs, see the following:

- [Amazon Command Line Interface](#)
- [Amazon SDK for .NET](#)
- [Amazon SDK for C++](#)
- [Amazon SDK for Go v2](#)
- [Amazon SDK for Java V2](#)
- [Amazon SDK for JavaScript V3](#)

- [Amazon SDK for PHP V3](#)
- [Amazon SDK for Python](#)
- [Amazon SDK for Ruby V3](#)

DescribeHostKey

Returns the details of the host key that's specified by the `HostKeyId` and `ServerId`.

Request Syntax

```
{  
  "HostKeyId": "string",  
  "ServerId": "string"  
}
```

Request Parameters

For information about the parameters that are common to all actions, see [Common Parameters](#).

The request accepts the following data in JSON format.

HostKeyId

The identifier of the host key that you want described.

Type: String

Length Constraints: Fixed length of 25.

Pattern: `hostkey-[0-9a-f]{17}`

Required: Yes

ServerId

The identifier of the server that contains the host key that you want described.

Type: String

Length Constraints: Fixed length of 19.

Pattern: `s-([0-9a-f]{17})`

Required: Yes

Response Syntax

```
{
  "HostKey": {
    "Arn": "string",
    "DateImported": number,
    "Description": "string",
    "HostKeyFingerprint": "string",
    "HostKeyId": "string",
    "Tags": [
      {
        "Key": "string",
        "Value": "string"
      }
    ],
    "Type": "string"
  }
}
```

Response Elements

If the action is successful, the service sends back an HTTP 200 response.

The following data is returned in JSON format by the service.

HostKey

Returns the details for the specified host key.

Type: [DescribedHostKey](#) object

Errors

For information about the errors that are common to all actions, see [Common Errors](#).

InternalServiceError

This exception is thrown when an error occurs in the Amazon Transfer Family service.

HTTP Status Code: 500

InvalidRequestException

This exception is thrown when the client submits a malformed request.

HTTP Status Code: 400

ResourceNotFoundException

This exception is thrown when a resource is not found by the AmazonTransfer Family service.

HTTP Status Code: 400

ServiceUnavailableException

The request has failed because the AmazonTransfer Family service is not available.

HTTP Status Code: 500

See Also

For more information about using this API in one of the language-specific Amazon SDKs, see the following:

- [Amazon Command Line Interface](#)
- [Amazon SDK for .NET](#)
- [Amazon SDK for C++](#)
- [Amazon SDK for Go v2](#)
- [Amazon SDK for Java V2](#)
- [Amazon SDK for JavaScript V3](#)
- [Amazon SDK for PHP V3](#)
- [Amazon SDK for Python](#)
- [Amazon SDK for Ruby V3](#)

DescribeProfile

Returns the details of the profile that's specified by the ProfileId.

Request Syntax

```
{
  "ProfileId": "string"
}
```

Request Parameters

For information about the parameters that are common to all actions, see [Common Parameters](#).

The request accepts the following data in JSON format.

ProfileId

The identifier of the profile that you want described.

Type: String

Length Constraints: Fixed length of 19.

Pattern: p-([0-9a-f]{17})

Required: Yes

Response Syntax

```
{
  "Profile": {
    "Arn": "string",
    "As2Id": "string",
    "CertificateIds": [ "string" ],
    "ProfileId": "string",
    "ProfileType": "string",
    "Tags": [
      {
        "Key": "string",
        "Value": "string"
      }
    ]
  }
}
```



```
    }  
  ]  
}
```

Response Elements

If the action is successful, the service sends back an HTTP 200 response.

The following data is returned in JSON format by the service.

Profile

The details of the specified profile, returned as an object.

Type: [DescribedProfile](#) object

Errors

For information about the errors that are common to all actions, see [Common Errors](#).

InternalServerError

This exception is thrown when an error occurs in the Amazon Transfer Family service.

HTTP Status Code: 500

InvalidRequestException

This exception is thrown when the client submits a malformed request.

HTTP Status Code: 400

ResourceNotFoundException

This exception is thrown when a resource is not found by the AmazonTransfer Family service.

HTTP Status Code: 400

ServiceUnavailableException

The request has failed because the AmazonTransfer Family service is not available.

HTTP Status Code: 500

See Also

For more information about using this API in one of the language-specific Amazon SDKs, see the following:

- [Amazon Command Line Interface](#)
- [Amazon SDK for .NET](#)
- [Amazon SDK for C++](#)
- [Amazon SDK for Go v2](#)
- [Amazon SDK for Java V2](#)
- [Amazon SDK for JavaScript V3](#)
- [Amazon SDK for PHP V3](#)
- [Amazon SDK for Python](#)
- [Amazon SDK for Ruby V3](#)

DescribeSecurityPolicy

Describes the security policy that is attached to your server or SFTP connector. The response contains a description of the security policy's properties. For more information about security policies, see [Working with security policies for servers](#) or [Working with security policies for SFTP connectors](#).

Request Syntax

```
{
  "SecurityPolicyName": "string"
}
```

Request Parameters

For information about the parameters that are common to all actions, see [Common Parameters](#).

The request accepts the following data in JSON format.

[SecurityPolicyName](#)

Specify the text name of the security policy for which you want the details.

Type: String

Length Constraints: Minimum length of 0. Maximum length of 100.

Pattern: Transfer[A-Za-z0-9]*SecurityPolicy-[A-Za-z0-9-]+

Required: Yes

Response Syntax

```
{
  "SecurityPolicy": {
    "Fips": boolean,
    "Protocols": [ "string" ],
    "SecurityPolicyName": "string",
    "SshCiphers": [ "string" ],
    "SshHostKeyAlgorithms": [ "string" ],
  }
}
```

```
"SshKexs": [ "string" ],
"SshMacs": [ "string" ],
"TlsCiphers": [ "string" ],
"Type": "string"
}
}
```

Response Elements

If the action is successful, the service sends back an HTTP 200 response.

The following data is returned in JSON format by the service.

SecurityPolicy

An array containing the properties of the security policy.

Type: [DescribedSecurityPolicy](#) object

Errors

For information about the errors that are common to all actions, see [Common Errors](#).

InternalServiceError

This exception is thrown when an error occurs in the Amazon Transfer Family service.

HTTP Status Code: 500

InvalidRequestException

This exception is thrown when the client submits a malformed request.

HTTP Status Code: 400

ResourceNotFoundException

This exception is thrown when a resource is not found by the AmazonTransfer Family service.

HTTP Status Code: 400

ServiceUnavailableException

The request has failed because the AmazonTransfer Family service is not available.

HTTP Status Code: 500

Examples

Example

The following example command takes the security policy name as an argument, and returns the algorithms for the specified security policy.

Sample Request

```
aws transfer describe-security-policy --security-policy-name "TransferSecurityPolicy-FIPS-2023-05"
```

Sample Response

```
{
  "SecurityPolicy": {
    "Fips": true,
    "SecurityPolicyName": "TransferSecurityPolicy-FIPS-2023-05",
    "SshCiphers": [
      "aes256-gcm@openssh.com",
      "aes128-gcm@openssh.com",
      "aes256-ctr",
      "aes192-ctr"
    ],
    "SshKexs": [
      "diffie-hellman-group16-sha512",
      "diffie-hellman-group18-sha512",
      "diffie-hellman-group-exchange-sha256"
    ],
    "SshMacs": [
      "hmac-sha2-256-etm@openssh.com",
      "hmac-sha2-512-etm@openssh.com"
    ],
    "TlsCiphers": [
      "TLS_ECDHE_ECDSA_WITH_AES_128_GCM_SHA256",
      "TLS_ECDHE_RSA_WITH_AES_128_GCM_SHA256",
      "TLS_ECDHE_ECDSA_WITH_AES_128_CBC_SHA256",
      "TLS_ECDHE_RSA_WITH_AES_128_CBC_SHA256",
      "TLS_ECDHE_ECDSA_WITH_AES_256_GCM_SHA384",
      "TLS_ECDHE_RSA_WITH_AES_256_GCM_SHA384",
```

```
        "TLS_ECDHE_ECDSA_WITH_AES_256_CBC_SHA384",  
        "TLS_ECDHE_RSA_WITH_AES_256_CBC_SHA384"  
    ]  
}  
}
```

See Also

For more information about using this API in one of the language-specific Amazon SDKs, see the following:

- [Amazon Command Line Interface](#)
- [Amazon SDK for .NET](#)
- [Amazon SDK for C++](#)
- [Amazon SDK for Go v2](#)
- [Amazon SDK for Java V2](#)
- [Amazon SDK for JavaScript V3](#)
- [Amazon SDK for PHP V3](#)
- [Amazon SDK for Python](#)
- [Amazon SDK for Ruby V3](#)

DescribeServer

Describes a file transfer protocol-enabled server that you specify by passing the `ServerId` parameter.

The response contains a description of a server's properties. When you set `EndpointType` to `VPC`, the response will contain the `EndpointDetails`.

Request Syntax

```
{
  "ServerId": "string"
}
```

Request Parameters

For information about the parameters that are common to all actions, see [Common Parameters](#).

The request accepts the following data in JSON format.

ServerId

A system-assigned unique identifier for a server.

Type: String

Length Constraints: Fixed length of 19.

Pattern: s-([0-9a-f]{17})

Required: Yes

Response Syntax

```
{
  "Server": {
    "Arn": "string",
    "As2ServiceManagedEgressIpAddresses": [ "string" ],
    "Certificate": "string",
    "Domain": "string",
    "EndpointDetails": {
      "AddressAllocationIds": [ "string" ],
```

```
    "SecurityGroupIds": [ "string" ],
    "SubnetIds": [ "string" ],
    "VpcEndpointId": "string",
    "VpcId": "string"
  },
  "EndpointType": "string",
  "HostKeyFingerprint": "string",
  "IdentityProviderDetails": {
    "DirectoryId": "string",
    "Function": "string",
    "InvocationRole": "string",
    "SftpAuthenticationMethods": "string",
    "Url": "string"
  },
  "IdentityProviderType": "string",
  "LoggingRole": "string",
  "PostAuthenticationLoginBanner": "string",
  "PreAuthenticationLoginBanner": "string",
  "ProtocolDetails": {
    "As2Transports": [ "string" ],
    "PassiveIp": "string",
    "SetStatOption": "string",
    "TlsSessionResumptionMode": "string"
  },
  "Protocols": [ "string" ],
  "S3StorageOptions": {
    "DirectoryListingOptimization": "string"
  },
  "SecurityPolicyName": "string",
  "ServerId": "string",
  "State": "string",
  "StructuredLogDestinations": [ "string" ],
  "Tags": [
    {
      "Key": "string",
      "Value": "string"
    }
  ],
  "UserCount": number,
  "WorkflowDetails": {
    "OnPartialUpload": [
      {
        "ExecutionRole": "string",
        "WorkflowId": "string"
      }
    ]
  }
}
```



```
    }
  ],
  "OnUpload": [
    {
      "ExecutionRole": "string",
      "WorkflowId": "string"
    }
  ]
}
}
```

Response Elements

If the action is successful, the service sends back an HTTP 200 response.

The following data is returned in JSON format by the service.

Server

An array containing the properties of a server with the `ServerID` you specified.

Type: [DescribedServer](#) object

Errors

For information about the errors that are common to all actions, see [Common Errors](#).

InternalServerError

This exception is thrown when an error occurs in the Amazon Transfer Family service.

HTTP Status Code: 500

InvalidRequestException

This exception is thrown when the client submits a malformed request.

HTTP Status Code: 400

ResourceNotFoundException

This exception is thrown when a resource is not found by the AmazonTransfer Family service.

HTTP Status Code: 400

ServiceUnavailableException

The request has failed because the AmazonTransfer Family service is not available.

HTTP Status Code: 500

Examples

Example

The following example returns the properties assigned to a server.

Sample Request

```
{
  "ServerId": "s-01234567890abcdef"
}
```

Example

This example illustrates one usage of DescribeServer.

Sample Response

```
{
  "Server": {
    "Arn": "arn:aws:transfer:us-east-1:176354371281:server/s-01234567890abcdef",
    "EndpointDetails": {
      "AddressAllocationIds": [
        "eipalloc-01a2eabe3c04d5678",
        "eipalloc-102345be"
      ],
      "SubnetIds": [
        "subnet-047eaa7f0187a7cde",
        "subnet-0a2d0f474daffde18"
      ],
      "VpcEndpointId": "vpce-03fe0080e7cb008b8",
      "VpcId": "vpc-09047a51f1c8e1634"
    }
  }
}
```

```
    },
    "EndpointType": "VPC",
    "HostKeyFingerprint": "your host key",
    "IdentityProviderType": "SERVICE_MANAGED",
    "ServerId": "s-01234567890abcdef",
    "State": "ONLINE",
    "Tags": [],
    "UserCount": 0
  }
}
```

See Also

For more information about using this API in one of the language-specific Amazon SDKs, see the following:

- [Amazon Command Line Interface](#)
- [Amazon SDK for .NET](#)
- [Amazon SDK for C++](#)
- [Amazon SDK for Go v2](#)
- [Amazon SDK for Java V2](#)
- [Amazon SDK for JavaScript V3](#)
- [Amazon SDK for PHP V3](#)
- [Amazon SDK for Python](#)
- [Amazon SDK for Ruby V3](#)

DescribeUser

Describes the user assigned to the specific file transfer protocol-enabled server, as identified by its `ServerId` property.

The response from this call returns the properties of the user associated with the `ServerId` value that was specified.

Request Syntax

```
{  
  "ServerId": "string",  
  "UserName": "string"  
}
```

Request Parameters

For information about the parameters that are common to all actions, see [Common Parameters](#).

The request accepts the following data in JSON format.

ServerId

A system-assigned unique identifier for a server that has this user assigned.

Type: String

Length Constraints: Fixed length of 19.

Pattern: s-([0-9a-f]{17})

Required: Yes

UserName

The name of the user assigned to one or more servers. User names are part of the sign-in credentials to use the Amazon Transfer Family service and perform file transfer tasks.

Type: String

Length Constraints: Minimum length of 3. Maximum length of 100.

Pattern: `[\w][\w@.-]{2,99}`

Required: Yes

Response Syntax

```
{
  "ServerId": "string",
  "User": {
    "Arn": "string",
    "HomeDirectory": "string",
    "HomeDirectoryMappings": [
      {
        "Entry": "string",
        "Target": "string",
        "Type": "string"
      }
    ],
    "HomeDirectoryType": "string",
    "Policy": "string",
    "PosixProfile": {
      "Gid": number,
      "SecondaryGids": [ number ],
      "Uid": number
    },
    "Role": "string",
    "SshPublicKeys": [
      {
        "DateImported": number,
        "SshPublicKeyBody": "string",
        "SshPublicKeyId": "string"
      }
    ],
    "Tags": [
      {
        "Key": "string",
        "Value": "string"
      }
    ],
    "UserName": "string"
  }
}
```

Response Elements

If the action is successful, the service sends back an HTTP 200 response.

The following data is returned in JSON format by the service.

ServerId

A system-assigned unique identifier for a server that has this user assigned.

Type: String

Length Constraints: Fixed length of 19.

Pattern: s-([0-9a-f]{17})

User

An array containing the properties of the Transfer Family user for the ServerID value that you specified.

Type: [DescribedUser](#) object

Errors

For information about the errors that are common to all actions, see [Common Errors](#).

InternalServerError

This exception is thrown when an error occurs in the Amazon Transfer Family service.

HTTP Status Code: 500

InvalidRequestException

This exception is thrown when the client submits a malformed request.

HTTP Status Code: 400

ResourceNotFoundException

This exception is thrown when a resource is not found by the AmazonTransfer Family service.

HTTP Status Code: 400

ServiceUnavailableException

The request has failed because the AmazonTransfer Family service is not available.

HTTP Status Code: 500

Examples

Example

The following example shows the details for an existing user.

Sample Request

```
aws transfer describe-user --server-id s-1111aaaa2222bbbb3 --user-name bob-test
```

Sample Response

```
{
  "ServerId": "s-1111aaaa2222bbbb3",
  "User": {
    "Arn": "arn:aws:transfer:us-east-1:111122223333:user/s-1111aaaa2222bbbb3/bob-test",
    "HomeDirectory": "/DOC-EXAMPLE-BUCKET",
    "HomeDirectoryType": "PATH",
    "Role": "arn:aws:iam::111122223333:role/bob-role",
    "SshPublicKeys": [
      {
        "DateImported": "2022-03-31T12:27:52.614000-04:00",
        "SshPublicKeyBody": "ssh-rsa AAAAB3NzaC1yc..... bobusa@mycomputer.us-east-1.amaazon.com",
        "SshPublicKeyId": "key-abcde12345fghik67"
      }
    ],
    "Tags": [],
    "UserName": "bob-test"
  }
}
```

See Also

For more information about using this API in one of the language-specific Amazon SDKs, see the following:

- [Amazon Command Line Interface](#)
- [Amazon SDK for .NET](#)
- [Amazon SDK for C++](#)
- [Amazon SDK for Go v2](#)
- [Amazon SDK for Java V2](#)
- [Amazon SDK for JavaScript V3](#)
- [Amazon SDK for PHP V3](#)
- [Amazon SDK for Python](#)
- [Amazon SDK for Ruby V3](#)

DescribeWorkflow

Describes the specified workflow.

Request Syntax

```
{  
  "WorkflowId": "string"  
}
```

Request Parameters

For information about the parameters that are common to all actions, see [Common Parameters](#).

The request accepts the following data in JSON format.

WorkflowId

A unique identifier for the workflow.

Type: String

Length Constraints: Fixed length of 19.

Pattern: w-([a-z0-9]{17})

Required: Yes

Response Syntax

```
{  
  "Workflow": {  
    "Arn": "string",  
    "Description": "string",  
    "OnExceptionSteps": [  
      {  
        "CopyStepDetails": {  
          "DestinationFileLocation": {  
            "EfsFileLocation": {  
              "FileSystemId": "string",  
              "Path": "string"  
            }  
          },  
          },  
      ],  
  },  
}
```

```
        "S3FileLocation": {
            "Bucket": "string",
            "Key": "string"
        }
    },
    "Name": "string",
    "OverwriteExisting": "string",
    "SourceFileLocation": "string"
},
"CustomStepDetails": {
    "Name": "string",
    "SourceFileLocation": "string",
    "Target": "string",
    "TimeoutSeconds": number
},
"DecryptStepDetails": {
    "DestinationFileLocation": {
        "EfsFileLocation": {
            "FileSystemId": "string",
            "Path": "string"
        },
        "S3FileLocation": {
            "Bucket": "string",
            "Key": "string"
        }
    },
    "Name": "string",
    "OverwriteExisting": "string",
    "SourceFileLocation": "string",
    "Type": "string"
},
"DeleteStepDetails": {
    "Name": "string",
    "SourceFileLocation": "string"
},
"TagStepDetails": {
    "Name": "string",
    "SourceFileLocation": "string",
    "Tags": [
        {
            "Key": "string",
            "Value": "string"
        }
    ]
}
```

```
    },
    "Type": "string"
  }
],
"Steps": [
  {
    "CopyStepDetails": {
      "DestinationFileLocation": {
        "EfsFileLocation": {
          "FileSystemId": "string",
          "Path": "string"
        },
        "S3FileLocation": {
          "Bucket": "string",
          "Key": "string"
        }
      },
      "Name": "string",
      "OverwriteExisting": "string",
      "SourceFileLocation": "string"
    },
    "CustomStepDetails": {
      "Name": "string",
      "SourceFileLocation": "string",
      "Target": "string",
      "TimeoutSeconds": number
    },
    "DecryptStepDetails": {
      "DestinationFileLocation": {
        "EfsFileLocation": {
          "FileSystemId": "string",
          "Path": "string"
        },
        "S3FileLocation": {
          "Bucket": "string",
          "Key": "string"
        }
      },
      "Name": "string",
      "OverwriteExisting": "string",
      "SourceFileLocation": "string",
      "Type": "string"
    },
    "DeleteStepDetails": {
```

```
    "Name": "string",
    "SourceFileLocation": "string"
  },
  "TagStepDetails": {
    "Name": "string",
    "SourceFileLocation": "string",
    "Tags": [
      {
        "Key": "string",
        "Value": "string"
      }
    ]
  },
  "Type": "string"
},
"Tags": [
  {
    "Key": "string",
    "Value": "string"
  }
],
"WorkflowId": "string"
}
```

Response Elements

If the action is successful, the service sends back an HTTP 200 response.

The following data is returned in JSON format by the service.

Workflow

The structure that contains the details of the workflow.

Type: [DescribedWorkflow](#) object

Errors

For information about the errors that are common to all actions, see [Common Errors](#).

InternalServerError

This exception is thrown when an error occurs in the Amazon Transfer Family service.

HTTP Status Code: 500

InvalidRequestException

This exception is thrown when the client submits a malformed request.

HTTP Status Code: 400

ResourceNotFoundException

This exception is thrown when a resource is not found by the AmazonTransfer Family service.

HTTP Status Code: 400

ServiceUnavailableException

The request has failed because the AmazonTransfer Family service is not available.

HTTP Status Code: 500

See Also

For more information about using this API in one of the language-specific Amazon SDKs, see the following:

- [Amazon Command Line Interface](#)
- [Amazon SDK for .NET](#)
- [Amazon SDK for C++](#)
- [Amazon SDK for Go v2](#)
- [Amazon SDK for Java V2](#)
- [Amazon SDK for JavaScript V3](#)
- [Amazon SDK for PHP V3](#)
- [Amazon SDK for Python](#)
- [Amazon SDK for Ruby V3](#)

ImportCertificate

Imports the signing and encryption certificates that you need to create local (AS2) profiles and partner profiles.

Request Syntax

```
{
  "ActiveDate": number,
  "Certificate": "string",
  "CertificateChain": "string",
  "Description": "string",
  "InactiveDate": number,
  "PrivateKey": "string",
  "Tags": [
    {
      "Key": "string",
      "Value": "string"
    }
  ],
  "Usage": "string"
}
```

Request Parameters

For information about the parameters that are common to all actions, see [Common Parameters](#).

The request accepts the following data in JSON format.

ActiveDate

An optional date that specifies when the certificate becomes active.

Type: Timestamp

Required: No

Certificate

- For the CLI, provide a file path for a certificate in URI format. For example, `--certificate file://encryption-cert.pem`. Alternatively, you can provide the raw content.
- For the SDK, specify the raw content of a certificate file. For example, `--certificate "`cat encryption-cert.pem`"`.

Type: String

Length Constraints: Minimum length of 1. Maximum length of 16384.

Pattern: `[\u0009\u000A\u000D\u0020-\u00FF]*`

Required: Yes

CertificateChain

An optional list of certificates that make up the chain for the certificate that's being imported.

Type: String

Length Constraints: Minimum length of 1. Maximum length of 2097152.

Pattern: `[\u0009\u000A\u000D\u0020-\u00FF]*`

Required: No

Description

A short description that helps identify the certificate.

Type: String

Length Constraints: Minimum length of 1. Maximum length of 200.

Pattern: `[\p{Graph}]+`

Required: No

InactiveDate

An optional date that specifies when the certificate becomes inactive.

Type: Timestamp

Required: No

PrivateKey

- For the CLI, provide a file path for a private key in URI format. For example, `--private-key file://encryption-key.pem`. Alternatively, you can provide the raw content of the private key file.
- For the SDK, specify the raw content of a private key file. For example, `--private-key "`cat encryption-key.pem`"`

Type: String

Length Constraints: Minimum length of 1. Maximum length of 16384.

Pattern: `[\u0009\u000A\u000D\u0020-\u00FF]*`

Required: No

Tags

Key-value pairs that can be used to group and search for certificates.

Type: Array of [Tag](#) objects

Array Members: Minimum number of 1 item. Maximum number of 50 items.

Required: No

Usage

Specifies how this certificate is used. It can be used in the following ways:

- SIGNING: For signing AS2 messages
- ENCRYPTION: For encrypting AS2 messages
- TLS: For securing AS2 communications sent over HTTPS

Type: String

Valid Values: SIGNING | ENCRYPTION

Required: Yes

Response Syntax

```
{  
  "CertificateId": "string"  
}
```

Response Elements

If the action is successful, the service sends back an HTTP 200 response.

The following data is returned in JSON format by the service.

CertificateId

An array of identifiers for the imported certificates. You use this identifier for working with profiles and partner profiles.

Type: String

Length Constraints: Fixed length of 22.

Pattern: `cert-([0-9a-f]{17})`

Errors

For information about the errors that are common to all actions, see [Common Errors](#).

InternalServerError

This exception is thrown when an error occurs in the Amazon Transfer Family service.

HTTP Status Code: 500

InvalidRequestException

This exception is thrown when the client submits a malformed request.

HTTP Status Code: 400

ResourceNotFoundException

This exception is thrown when a resource is not found by the AmazonTransfer Family service.

HTTP Status Code: 400

ServiceUnavailableException

The request has failed because the AmazonTransfer Family service is not available.

HTTP Status Code: 500

Examples

Example

The following example imports a certificate to use for encryption. In the first command, we provide the contents of the certificate and certificate chain files. Use this format for SDK commands.

```
aws transfer import-certificate --usage ENCRYPTION --certificate "`cat encryption-  
cert.pem`" \  
  --private-key "`cat encryption-key.pem`" --certificate-chain "`cat root-ca.pem`"
```

Example

The following example is identical to the preceding command, except that we provide the file locations for the private key, certificate, and certificate chain files. This version of the command doesn't work if you are using an SDK.

```
aws transfer import-certificate --usage ENCRYPTION --certificate file://encryption-  
cert.pem \  
  --private-key file://encryption-key.pem --certificate-chain file://root-ca.pem
```

See Also

For more information about using this API in one of the language-specific Amazon SDKs, see the following:

- [Amazon Command Line Interface](#)
- [Amazon SDK for .NET](#)
- [Amazon SDK for C++](#)
- [Amazon SDK for Go v2](#)
- [Amazon SDK for Java V2](#)
- [Amazon SDK for JavaScript V3](#)
- [Amazon SDK for PHP V3](#)
- [Amazon SDK for Python](#)
- [Amazon SDK for Ruby V3](#)

ImportHostKey

Adds a host key to the server that's specified by the `ServerId` parameter.

Request Syntax

```
{
  "Description": "string",
  "HostKeyBody": "string",
  "ServerId": "string",
  "Tags": [
    {
      "Key": "string",
      "Value": "string"
    }
  ]
}
```

Request Parameters

For information about the parameters that are common to all actions, see [Common Parameters](#).

The request accepts the following data in JSON format.

Description

The text description that identifies this host key.

Type: String

Length Constraints: Minimum length of 0. Maximum length of 200.

Pattern: `[\p{Print}]*`

Required: No

HostKeyBody

The private key portion of an SSH key pair.

Amazon Transfer Family accepts RSA, ECDSA, and ED25519 keys.

Type: String

Length Constraints: Minimum length of 0. Maximum length of 4096.

Required: Yes

ServerId

The identifier of the server that contains the host key that you are importing.

Type: String

Length Constraints: Fixed length of 19.

Pattern: s-([0-9a-f]{17})

Required: Yes

Tags

Key-value pairs that can be used to group and search for host keys.

Type: Array of [Tag](#) objects

Array Members: Minimum number of 1 item. Maximum number of 50 items.

Required: No

Response Syntax

```
{
  "HostKeyId": "string",
  "ServerId": "string"
}
```

Response Elements

If the action is successful, the service sends back an HTTP 200 response.

The following data is returned in JSON format by the service.

HostKeyId

Returns the host key identifier for the imported key.

Type: String

Length Constraints: Fixed length of 25.

Pattern: hostkey-[0-9a-f]{17}

ServerId

Returns the server identifier that contains the imported key.

Type: String

Length Constraints: Fixed length of 19.

Pattern: s-([0-9a-f]{17})

Errors

For information about the errors that are common to all actions, see [Common Errors](#).

InternalServiceError

This exception is thrown when an error occurs in the Amazon Transfer Family service.

HTTP Status Code: 500

InvalidRequestException

This exception is thrown when the client submits a malformed request.

HTTP Status Code: 400

ResourceExistsException

The requested resource does not exist, or exists in a region other than the one specified for the command.

HTTP Status Code: 400

ResourceNotFoundException

This exception is thrown when a resource is not found by the AmazonTransfer Family service.

HTTP Status Code: 400

ServiceUnavailableException

The request has failed because the AmazonTransfer Family service is not available.

HTTP Status Code: 500

ThrottlingException

The request was denied due to request throttling.

HTTP Status Code: 400

See Also

For more information about using this API in one of the language-specific Amazon SDKs, see the following:

- [Amazon Command Line Interface](#)
- [Amazon SDK for .NET](#)
- [Amazon SDK for C++](#)
- [Amazon SDK for Go v2](#)
- [Amazon SDK for Java V2](#)
- [Amazon SDK for JavaScript V3](#)
- [Amazon SDK for PHP V3](#)
- [Amazon SDK for Python](#)
- [Amazon SDK for Ruby V3](#)

ImportSshPublicKey

Adds a Secure Shell (SSH) public key to a Transfer Family user identified by a `UserName` value assigned to the specific file transfer protocol-enabled server, identified by `ServerId`.

The response returns the `UserName` value, the `ServerId` value, and the name of the `SshPublicKeyId`.

Request Syntax

```
{
  "ServerId": "string",
  "SshPublicKeyBody": "string",
  "UserName": "string"
}
```

Request Parameters

For information about the parameters that are common to all actions, see [Common Parameters](#).

The request accepts the following data in JSON format.

ServerId

A system-assigned unique identifier for a server.

Type: String

Length Constraints: Fixed length of 19.

Pattern: s-([0-9a-f]{17})

Required: Yes

SshPublicKeyBody

The public key portion of an SSH key pair.

Amazon Transfer Family accepts RSA, ECDSA, and ED25519 keys.

Type: String

Length Constraints: Minimum length of 0. Maximum length of 2048.

Required: Yes

UserName

The name of the Transfer Family user that is assigned to one or more servers.

Type: String

Length Constraints: Minimum length of 3. Maximum length of 100.

Pattern: `[\w][\w@.-]{2,99}`

Required: Yes

Response Syntax

```
{
  "ServerId": "string",
  "SshPublicKeyId": "string",
  "UserName": "string"
}
```

Response Elements

If the action is successful, the service sends back an HTTP 200 response.

The following data is returned in JSON format by the service.

ServerId

A system-assigned unique identifier for a server.

Type: String

Length Constraints: Fixed length of 19.

Pattern: `s-([0-9a-f]{17})`

SshPublicKeyId

The name given to a public key by the system that was imported.

Type: String

Length Constraints: Fixed length of 21.

Pattern: key- [0-9a-f]{17}

UserName

A user name assigned to the ServerID value that you specified.

Type: String

Length Constraints: Minimum length of 3. Maximum length of 100.

Pattern: [\w][\w@.-]{2,99}

Errors

For information about the errors that are common to all actions, see [Common Errors](#).

InternalServiceError

This exception is thrown when an error occurs in the Amazon Transfer Family service.

HTTP Status Code: 500

InvalidRequestException

This exception is thrown when the client submits a malformed request.

HTTP Status Code: 400

ResourceExistsException

The requested resource does not exist, or exists in a region other than the one specified for the command.

HTTP Status Code: 400

ResourceNotFoundException

This exception is thrown when a resource is not found by the AmazonTransfer Family service.

HTTP Status Code: 400

ServiceUnavailableException

The request has failed because the AmazonTransfer Family service is not available.

HTTP Status Code: 500

ThrottlingException

The request was denied due to request throttling.

HTTP Status Code: 400

Examples

Example

This command imports an ECDSA key stored in the `id_ecdsa.pub` file.

```
aws transfer import-ssh-public-key --server-id s-021345abcdef6789 --ssh-public-key-body
file://id_ecdsa.pub --user-name jane-doe
```

Example

If you run the previous command, the system returns the following information.

```
{
  "ServerId": "s-021345abcdef6789",
  "SshPublicKeyId": "key-1234567890abcdef0",
  "UserName": "jane-doe"
}
```

See Also

For more information about using this API in one of the language-specific Amazon SDKs, see the following:

- [Amazon Command Line Interface](#)
- [Amazon SDK for .NET](#)
- [Amazon SDK for C++](#)
- [Amazon SDK for Go v2](#)
- [Amazon SDK for Java V2](#)
- [Amazon SDK for JavaScript V3](#)

- [Amazon SDK for PHP V3](#)
- [Amazon SDK for Python](#)
- [Amazon SDK for Ruby V3](#)

ListAccesses

Lists the details for all the accesses you have on your server.

Request Syntax

```
{  
  "MaxResults": number,  
  "NextToken": "string",  
  "ServerId": "string"  
}
```

Request Parameters

For information about the parameters that are common to all actions, see [Common Parameters](#).

The request accepts the following data in JSON format.

MaxResults

Specifies the maximum number of access SIDs to return.

Type: Integer

Valid Range: Minimum value of 1. Maximum value of 1000.

Required: No

NextToken

When you can get additional results from the ListAccesses call, a NextToken parameter is returned in the output. You can then pass in a subsequent command to the NextToken parameter to continue listing additional accesses.

Type: String

Length Constraints: Minimum length of 1. Maximum length of 6144.

Required: No

ServerId

A system-assigned unique identifier for a server that has users assigned to it.

Type: String

Length Constraints: Fixed length of 19.

Pattern: s-([0-9a-f]{17})

Required: Yes

Response Syntax

```
{
  "Accesses": [
    {
      "ExternalId": "string",
      "HomeDirectory": "string",
      "HomeDirectoryType": "string",
      "Role": "string"
    }
  ],
  "NextToken": "string",
  "ServerId": "string"
}
```

Response Elements

If the action is successful, the service sends back an HTTP 200 response.

The following data is returned in JSON format by the service.

Accesses

Returns the accesses and their properties for the `ServerId` value that you specify.

Type: Array of [ListedAccess](#) objects

NextToken

When you can get additional results from the `ListAccesses` call, a `NextToken` parameter is returned in the output. You can then pass in a subsequent command to the `NextToken` parameter to continue listing additional accesses.

Type: String

Length Constraints: Minimum length of 1. Maximum length of 6144.

ServerId

A system-assigned unique identifier for a server that has users assigned to it.

Type: String

Length Constraints: Fixed length of 19.

Pattern: s-([0-9a-f]{17})

Errors

For information about the errors that are common to all actions, see [Common Errors](#).

InternalServerError

This exception is thrown when an error occurs in the Amazon Transfer Family service.

HTTP Status Code: 500

InvalidNextTokenException

The NextToken parameter that was passed is invalid.

HTTP Status Code: 400

InvalidRequestException

This exception is thrown when the client submits a malformed request.

HTTP Status Code: 400

ResourceNotFoundException

This exception is thrown when a resource is not found by the AmazonTransfer Family service.

HTTP Status Code: 400

ServiceUnavailableException

The request has failed because the AmazonTransfer Family service is not available.

HTTP Status Code: 500

See Also

For more information about using this API in one of the language-specific Amazon SDKs, see the following:

- [Amazon Command Line Interface](#)
- [Amazon SDK for .NET](#)
- [Amazon SDK for C++](#)
- [Amazon SDK for Go v2](#)
- [Amazon SDK for Java V2](#)
- [Amazon SDK for JavaScript V3](#)
- [Amazon SDK for PHP V3](#)
- [Amazon SDK for Python](#)
- [Amazon SDK for Ruby V3](#)

ListAgreements

Returns a list of the agreements for the server that's identified by the `ServerId` that you supply. If you want to limit the results to a certain number, supply a value for the `MaxResults` parameter. If you ran the command previously and received a value for `NextToken`, you can supply that value to continue listing agreements from where you left off.

Request Syntax

```
{  
  "MaxResults": number,  
  "NextToken": "string",  
  "ServerId": "string"  
}
```

Request Parameters

For information about the parameters that are common to all actions, see [Common Parameters](#).

The request accepts the following data in JSON format.

[MaxResults](#)

The maximum number of agreements to return.

Type: Integer

Valid Range: Minimum value of 1. Maximum value of 1000.

Required: No

[NextToken](#)

When you can get additional results from the `ListAgreements` call, a `NextToken` parameter is returned in the output. You can then pass in a subsequent command to the `NextToken` parameter to continue listing additional agreements.

Type: String

Length Constraints: Minimum length of 1. Maximum length of 6144.

Required: No

ServerId

The identifier of the server for which you want a list of agreements.

Type: String

Length Constraints: Fixed length of 19.

Pattern: s-([0-9a-f]{17})

Required: Yes

Response Syntax

```
{
  "Agreements": [
    {
      "AgreementId": "string",
      "Arn": "string",
      "Description": "string",
      "LocalProfileId": "string",
      "PartnerProfileId": "string",
      "ServerId": "string",
      "Status": "string"
    }
  ],
  "NextToken": "string"
}
```

Response Elements

If the action is successful, the service sends back an HTTP 200 response.

The following data is returned in JSON format by the service.

Agreements

Returns an array, where each item contains the details of an agreement.

Type: Array of [ListedAgreement](#) objects

NextToken

Returns a token that you can use to call `ListAgreements` again and receive additional results, if there are any.

Type: String

Length Constraints: Minimum length of 1. Maximum length of 6144.

Errors

For information about the errors that are common to all actions, see [Common Errors](#).

InternalServerError

This exception is thrown when an error occurs in the Amazon Transfer Family service.

HTTP Status Code: 500

InvalidNextTokenException

The `NextToken` parameter that was passed is invalid.

HTTP Status Code: 400

InvalidRequestException

This exception is thrown when the client submits a malformed request.

HTTP Status Code: 400

ResourceNotFoundException

This exception is thrown when a resource is not found by the AmazonTransfer Family service.

HTTP Status Code: 400

ServiceUnavailableException

The request has failed because the AmazonTransfer Family service is not available.

HTTP Status Code: 500

See Also

For more information about using this API in one of the language-specific Amazon SDKs, see the following:

- [Amazon Command Line Interface](#)
- [Amazon SDK for .NET](#)
- [Amazon SDK for C++](#)
- [Amazon SDK for Go v2](#)
- [Amazon SDK for Java V2](#)
- [Amazon SDK for JavaScript V3](#)
- [Amazon SDK for PHP V3](#)
- [Amazon SDK for Python](#)
- [Amazon SDK for Ruby V3](#)

ListCertificates

Returns a list of the current certificates that have been imported into Amazon Transfer Family. If you want to limit the results to a certain number, supply a value for the `MaxResults` parameter. If you ran the command previously and received a value for the `NextToken` parameter, you can supply that value to continue listing certificates from where you left off.

Request Syntax

```
{  
  "MaxResults": number,  
  "NextToken": "string"  
}
```

Request Parameters

For information about the parameters that are common to all actions, see [Common Parameters](#).

The request accepts the following data in JSON format.

[MaxResults](#)

The maximum number of certificates to return.

Type: Integer

Valid Range: Minimum value of 1. Maximum value of 1000.

Required: No

[NextToken](#)

When you can get additional results from the `ListCertificates` call, a `NextToken` parameter is returned in the output. You can then pass in a subsequent command to the `NextToken` parameter to continue listing additional certificates.

Type: String

Length Constraints: Minimum length of 1. Maximum length of 6144.

Required: No

Response Syntax

```
{
  "Certificates": [
    {
      "ActiveDate": number,
      "Arn": "string",
      "CertificateId": "string",
      "Description": "string",
      "InactiveDate": number,
      "Status": "string",
      "Type": "string",
      "Usage": "string"
    }
  ],
  "NextToken": "string"
}
```

Response Elements

If the action is successful, the service sends back an HTTP 200 response.

The following data is returned in JSON format by the service.

Certificates

Returns an array of the certificates that are specified in the `ListCertificates` call.

Type: Array of [ListedCertificate](#) objects

NextToken

Returns the next token, which you can use to list the next certificate.

Type: String

Length Constraints: Minimum length of 1. Maximum length of 6144.

Errors

For information about the errors that are common to all actions, see [Common Errors](#).

InternalServerError

This exception is thrown when an error occurs in the Amazon Transfer Family service.

HTTP Status Code: 500

InvalidNextTokenException

The NextToken parameter that was passed is invalid.

HTTP Status Code: 400

InvalidRequestException

This exception is thrown when the client submits a malformed request.

HTTP Status Code: 400

ResourceNotFoundException

This exception is thrown when a resource is not found by the AmazonTransfer Family service.

HTTP Status Code: 400

ServiceUnavailableException

The request has failed because the AmazonTransfer Family service is not available.

HTTP Status Code: 500

See Also

For more information about using this API in one of the language-specific Amazon SDKs, see the following:

- [Amazon Command Line Interface](#)
- [Amazon SDK for .NET](#)
- [Amazon SDK for C++](#)
- [Amazon SDK for Go v2](#)
- [Amazon SDK for Java V2](#)
- [Amazon SDK for JavaScript V3](#)
- [Amazon SDK for PHP V3](#)

- [Amazon SDK for Python](#)
- [Amazon SDK for Ruby V3](#)

ListConnectors

Lists the connectors for the specified Region.

Request Syntax

```
{  
  "MaxResults": number,  
  "NextToken": "string"  
}
```

Request Parameters

For information about the parameters that are common to all actions, see [Common Parameters](#).

The request accepts the following data in JSON format.

MaxResults

The maximum number of connectors to return.

Type: Integer

Valid Range: Minimum value of 1. Maximum value of 1000.

Required: No

NextToken

When you can get additional results from the ListConnectors call, a NextToken parameter is returned in the output. You can then pass in a subsequent command to the NextToken parameter to continue listing additional connectors.

Type: String

Length Constraints: Minimum length of 1. Maximum length of 6144.

Required: No

Response Syntax

```
{
```



```
"Connectors": [  
  {  
    "Arn": "string",  
    "ConnectorId": "string",  
    "Url": "string"  
  }  
],  
"NextToken": "string"  
}
```

Response Elements

If the action is successful, the service sends back an HTTP 200 response.

The following data is returned in JSON format by the service.

Connectors

Returns an array, where each item contains the details of a connector.

Type: Array of [ListedConnector](#) objects

NextToken

Returns a token that you can use to call `ListConnectors` again and receive additional results, if there are any.

Type: String

Length Constraints: Minimum length of 1. Maximum length of 6144.

Errors

For information about the errors that are common to all actions, see [Common Errors](#).

InternalServerError

This exception is thrown when an error occurs in the Amazon Transfer Family service.

HTTP Status Code: 500

InvalidNextTokenException

The `NextToken` parameter that was passed is invalid.

HTTP Status Code: 400

InvalidRequestException

This exception is thrown when the client submits a malformed request.

HTTP Status Code: 400

ResourceNotFoundException

This exception is thrown when a resource is not found by the AmazonTransfer Family service.

HTTP Status Code: 400

ServiceUnavailableException

The request has failed because the AmazonTransfer Family service is not available.

HTTP Status Code: 500

See Also

For more information about using this API in one of the language-specific Amazon SDKs, see the following:

- [Amazon Command Line Interface](#)
- [Amazon SDK for .NET](#)
- [Amazon SDK for C++](#)
- [Amazon SDK for Go v2](#)
- [Amazon SDK for Java V2](#)
- [Amazon SDK for JavaScript V3](#)
- [Amazon SDK for PHP V3](#)
- [Amazon SDK for Python](#)
- [Amazon SDK for Ruby V3](#)

ListExecutions

Lists all in-progress executions for the specified workflow.

Note

If the specified workflow ID cannot be found, `ListExecutions` returns a `ResourceNotFound` exception.

Request Syntax

```
{
  "MaxResults": number,
  "NextToken": "string",
  "WorkflowId": "string"
}
```

Request Parameters

For information about the parameters that are common to all actions, see [Common Parameters](#).

The request accepts the following data in JSON format.

[MaxResults](#)

Specifies the maximum number of executions to return.

Type: Integer

Valid Range: Minimum value of 1. Maximum value of 1000.

Required: No

[NextToken](#)

`ListExecutions` returns the `NextToken` parameter in the output. You can then pass the `NextToken` parameter in a subsequent command to continue listing additional executions.

This is useful for pagination, for instance. If you have 100 executions for a workflow, you might only want to list first 10. If so, call the API by specifying the `max-results`:

```
aws transfer list-executions --max-results 10
```

This returns details for the first 10 executions, as well as the pointer (NextToken) to the eleventh execution. You can now call the API again, supplying the NextToken value you received:

```
aws transfer list-executions --max-results 10 --next-token
$somePointerReturnedFromPreviousListResult
```

This call returns the next 10 executions, the 11th through the 20th. You can then repeat the call until the details for all 100 executions have been returned.

Type: String

Length Constraints: Minimum length of 1. Maximum length of 6144.

Required: No

WorkflowId

A unique identifier for the workflow.

Type: String

Length Constraints: Fixed length of 19.

Pattern: w-([a-z0-9]{17})

Required: Yes

Response Syntax

```
{
  "Executions": [
    {
      "ExecutionId": "string",
      "InitialFileLocation": {
        "EfsFileLocation": {
          "FileSystemId": "string",
          "Path": "string"
        },
        "S3FileLocation": {
```

```
        "Bucket": "string",
        "Etag": "string",
        "Key": "string",
        "VersionId": "string"
    }
},
"ServiceMetadata": {
    "UserDetails": {
        "ServerId": "string",
        "SessionId": "string",
        "UserName": "string"
    }
},
"Status": "string"
}
],
"NextToken": "string",
"WorkflowId": "string"
}
```

Response Elements

If the action is successful, the service sends back an HTTP 200 response.

The following data is returned in JSON format by the service.

Executions

Returns the details for each execution, in a `ListedExecution` array.

Type: Array of [ListedExecution](#) objects

NextToken

`ListExecutions` returns the `NextToken` parameter in the output. You can then pass the `NextToken` parameter in a subsequent command to continue listing additional executions.

Type: String

Length Constraints: Minimum length of 1. Maximum length of 6144.

WorkflowId

A unique identifier for the workflow.

Type: String

Length Constraints: Fixed length of 19.

Pattern: w-([a-z0-9]{17})

Errors

For information about the errors that are common to all actions, see [Common Errors](#).

InternalServerError

This exception is thrown when an error occurs in the Amazon Transfer Family service.

HTTP Status Code: 500

InvalidNextTokenException

The NextToken parameter that was passed is invalid.

HTTP Status Code: 400

InvalidRequestException

This exception is thrown when the client submits a malformed request.

HTTP Status Code: 400

ResourceNotFoundException

This exception is thrown when a resource is not found by the AmazonTransfer Family service.

HTTP Status Code: 400

ServiceUnavailableException

The request has failed because the AmazonTransfer Family service is not available.

HTTP Status Code: 500

See Also

For more information about using this API in one of the language-specific Amazon SDKs, see the following:

- [Amazon Command Line Interface](#)
- [Amazon SDK for .NET](#)
- [Amazon SDK for C++](#)
- [Amazon SDK for Go v2](#)
- [Amazon SDK for Java V2](#)
- [Amazon SDK for JavaScript V3](#)
- [Amazon SDK for PHP V3](#)
- [Amazon SDK for Python](#)
- [Amazon SDK for Ruby V3](#)

ListHostKeys

Returns a list of host keys for the server that's specified by the `ServerId` parameter.

Request Syntax

```
{
  "MaxResults": number,
  "NextToken": "string",
  "ServerId": "string"
}
```

Request Parameters

For information about the parameters that are common to all actions, see [Common Parameters](#).

The request accepts the following data in JSON format.

MaxResults

The maximum number of host keys to return.

Type: Integer

Valid Range: Minimum value of 1. Maximum value of 1000.

Required: No

NextToken

When there are additional results that were not returned, a `NextToken` parameter is returned. You can use that value for a subsequent call to `ListHostKeys` to continue listing results.

Type: String

Length Constraints: Minimum length of 1. Maximum length of 6144.

Required: No

ServerId

The identifier of the server that contains the host keys that you want to view.

Type: String

Length Constraints: Fixed length of 19.

Pattern: s-([0-9a-f]{17})

Required: Yes

Response Syntax

```
{
  "HostKeys": [
    {
      "Arn": "string",
      "DateImported": number,
      "Description": "string",
      "Fingerprint": "string",
      "HostKeyId": "string",
      "Type": "string"
    }
  ],
  "NextToken": "string",
  "ServerId": "string"
}
```

Response Elements

If the action is successful, the service sends back an HTTP 200 response.

The following data is returned in JSON format by the service.

HostKeys

Returns an array, where each item contains the details of a host key.

Type: Array of [ListedHostKey](#) objects

NextToken

Returns a token that you can use to call `ListHostKeys` again and receive additional results, if there are any.

Type: String

Length Constraints: Minimum length of 1. Maximum length of 6144.

ServerId

Returns the server identifier that contains the listed host keys.

Type: String

Length Constraints: Fixed length of 19.

Pattern: s-([0-9a-f]{17})

Errors

For information about the errors that are common to all actions, see [Common Errors](#).

InternalServerError

This exception is thrown when an error occurs in the Amazon Transfer Family service.

HTTP Status Code: 500

InvalidNextTokenException

The NextToken parameter that was passed is invalid.

HTTP Status Code: 400

InvalidRequestException

This exception is thrown when the client submits a malformed request.

HTTP Status Code: 400

ResourceNotFoundException

This exception is thrown when a resource is not found by the AmazonTransfer Family service.

HTTP Status Code: 400

ServiceUnavailableException

The request has failed because the AmazonTransfer Family service is not available.

HTTP Status Code: 500

See Also

For more information about using this API in one of the language-specific Amazon SDKs, see the following:

- [Amazon Command Line Interface](#)
- [Amazon SDK for .NET](#)
- [Amazon SDK for C++](#)
- [Amazon SDK for Go v2](#)
- [Amazon SDK for Java V2](#)
- [Amazon SDK for JavaScript V3](#)
- [Amazon SDK for PHP V3](#)
- [Amazon SDK for Python](#)
- [Amazon SDK for Ruby V3](#)

ListProfiles

Returns a list of the profiles for your system. If you want to limit the results to a certain number, supply a value for the `MaxResults` parameter. If you ran the command previously and received a value for `NextToken`, you can supply that value to continue listing profiles from where you left off.

Request Syntax

```
{
  "MaxResults": number,
  "NextToken": "string",
  "ProfileType": "string"
}
```

Request Parameters

For information about the parameters that are common to all actions, see [Common Parameters](#).

The request accepts the following data in JSON format.

MaxResults

The maximum number of profiles to return.

Type: Integer

Valid Range: Minimum value of 1. Maximum value of 1000.

Required: No

NextToken

When there are additional results that were not returned, a `NextToken` parameter is returned. You can use that value for a subsequent call to `ListProfiles` to continue listing results.

Type: String

Length Constraints: Minimum length of 1. Maximum length of 6144.

Required: No

ProfileType

Indicates whether to list only LOCAL type profiles or only PARTNER type profiles. If not supplied in the request, the command lists all types of profiles.

Type: String

Valid Values: LOCAL | PARTNER

Required: No

Response Syntax

```
{
  "NextToken": "string",
  "Profiles": [
    {
      "Arn": "string",
      "As2Id": "string",
      "ProfileId": "string",
      "ProfileType": "string"
    }
  ]
}
```

Response Elements

If the action is successful, the service sends back an HTTP 200 response.

The following data is returned in JSON format by the service.

NextToken

Returns a token that you can use to call `ListProfiles` again and receive additional results, if there are any.

Type: String

Length Constraints: Minimum length of 1. Maximum length of 6144.

Profiles

Returns an array, where each item contains the details of a profile.

Type: Array of [ListedProfile](#) objects

Errors

For information about the errors that are common to all actions, see [Common Errors](#).

InternalServerError

This exception is thrown when an error occurs in the Amazon Transfer Family service.

HTTP Status Code: 500

InvalidNextTokenException

The NextToken parameter that was passed is invalid.

HTTP Status Code: 400

InvalidRequestException

This exception is thrown when the client submits a malformed request.

HTTP Status Code: 400

ResourceNotFoundException

This exception is thrown when a resource is not found by the AmazonTransfer Family service.

HTTP Status Code: 400

ServiceUnavailableException

The request has failed because the AmazonTransfer Family service is not available.

HTTP Status Code: 500

See Also

For more information about using this API in one of the language-specific Amazon SDKs, see the following:

- [Amazon Command Line Interface](#)
- [Amazon SDK for .NET](#)

- [Amazon SDK for C++](#)
- [Amazon SDK for Go v2](#)
- [Amazon SDK for Java V2](#)
- [Amazon SDK for JavaScript V3](#)
- [Amazon SDK for PHP V3](#)
- [Amazon SDK for Python](#)
- [Amazon SDK for Ruby V3](#)

ListSecurityPolicies

Lists the security policies that are attached to your servers and SFTP connectors. For more information about security policies, see [Working with security policies for servers](#) or [Working with security policies for SFTP connectors](#).

Request Syntax

```
{  
  "MaxResults": number,  
  "NextToken": "string"  
}
```

Request Parameters

For information about the parameters that are common to all actions, see [Common Parameters](#).

The request accepts the following data in JSON format.

[MaxResults](#)

Specifies the number of security policies to return as a response to the ListSecurityPolicies query.

Type: Integer

Valid Range: Minimum value of 1. Maximum value of 1000.

Required: No

[NextToken](#)

When additional results are obtained from the ListSecurityPolicies command, a NextToken parameter is returned in the output. You can then pass the NextToken parameter in a subsequent command to continue listing additional security policies.

Type: String

Length Constraints: Minimum length of 1. Maximum length of 6144.

Required: No

Response Syntax

```
{
  "NextToken": "string",
  "SecurityPolicyNames": [ "string" ]
}
```

Response Elements

If the action is successful, the service sends back an HTTP 200 response.

The following data is returned in JSON format by the service.

NextToken

When you can get additional results from the `ListSecurityPolicies` operation, a `NextToken` parameter is returned in the output. In a following command, you can pass in the `NextToken` parameter to continue listing security policies.

Type: String

Length Constraints: Minimum length of 1. Maximum length of 6144.

SecurityPolicyNames

An array of security policies that were listed.

Type: Array of strings

Length Constraints: Minimum length of 0. Maximum length of 100.

Pattern: `Transfer[A-Za-z0-9]*SecurityPolicy-[A-Za-z0-9-]+`

Errors

For information about the errors that are common to all actions, see [Common Errors](#).

InternalServiceError

This exception is thrown when an error occurs in the Amazon Transfer Family service.

HTTP Status Code: 500

InvalidNextTokenException

The NextToken parameter that was passed is invalid.

HTTP Status Code: 400

InvalidRequestException

This exception is thrown when the client submits a malformed request.

HTTP Status Code: 400

ServiceUnavailableException

The request has failed because the AmazonTransfer Family service is not available.

HTTP Status Code: 500

Examples

Example

The following example lists the names for all available security policies.

Sample Request

```
aws transfer list-security-policies
```

Sample Response

```
{
  "SecurityPolicyNames": [
    "TransferSecurityPolicy-2023-05",
    "TransferSecurityPolicy-2022-03",
    "TransferSecurityPolicy-FIPS-2024-01",
    "TransferSecurityPolicy-2024-01",
    "TransferSecurityPolicy-PQ-SSH-FIPS-Experimental-2023-04",
    "TransferSecurityPolicy-PQ-SSH-Experimental-2023-04",
    "TransferSecurityPolicy-FIPS-2020-06",
    "TransferSecurityPolicy-2020-06",
    "TransferSecurityPolicy-2018-11",
    "TransferSecurityPolicy-FIPS-2023-05"
  ]
}
```

```
}
```

See Also

For more information about using this API in one of the language-specific Amazon SDKs, see the following:

- [Amazon Command Line Interface](#)
- [Amazon SDK for .NET](#)
- [Amazon SDK for C++](#)
- [Amazon SDK for Go v2](#)
- [Amazon SDK for Java V2](#)
- [Amazon SDK for JavaScript V3](#)
- [Amazon SDK for PHP V3](#)
- [Amazon SDK for Python](#)
- [Amazon SDK for Ruby V3](#)

ListServers

Lists the file transfer protocol-enabled servers that are associated with your Amazon account.

Request Syntax

```
{  
  "MaxResults": number,  
  "NextToken": "string"  
}
```

Request Parameters

For information about the parameters that are common to all actions, see [Common Parameters](#).

The request accepts the following data in JSON format.

MaxResults

Specifies the number of servers to return as a response to the `ListServers` query.

Type: Integer

Valid Range: Minimum value of 1. Maximum value of 1000.

Required: No

NextToken

When additional results are obtained from the `ListServers` command, a `NextToken` parameter is returned in the output. You can then pass the `NextToken` parameter in a subsequent command to continue listing additional servers.

Type: String

Length Constraints: Minimum length of 1. Maximum length of 6144.

Required: No

Response Syntax

```
{  
  "NextToken": "string",  
}
```

```
"Servers": [  
  {  
    "Arn": "string",  
    "Domain": "string",  
    "EndpointType": "string",  
    "IdentityProviderType": "string",  
    "LoggingRole": "string",  
    "ServerId": "string",  
    "State": "string",  
    "UserCount": number  
  }  
]
```

Response Elements

If the action is successful, the service sends back an HTTP 200 response.

The following data is returned in JSON format by the service.

[NextToken](#)

When you can get additional results from the `ListServers` operation, a `NextToken` parameter is returned in the output. In a following command, you can pass in the `NextToken` parameter to continue listing additional servers.

Type: String

Length Constraints: Minimum length of 1. Maximum length of 6144.

[Servers](#)

An array of servers that were listed.

Type: Array of [ListedServer](#) objects

Errors

For information about the errors that are common to all actions, see [Common Errors](#).

InternalServiceError

This exception is thrown when an error occurs in the Amazon Transfer Family service.

HTTP Status Code: 500

InvalidNextTokenException

The NextToken parameter that was passed is invalid.

HTTP Status Code: 400

InvalidRequestException

This exception is thrown when the client submits a malformed request.

HTTP Status Code: 400

ServiceUnavailableException

The request has failed because the AmazonTransfer Family service is not available.

HTTP Status Code: 500

Examples

Example

The following example lists the servers that exist in your Amazon Web Services account.

Note that the example NextToken values are not real: they are meant to indicate how to use the parameter.

Sample Request

```
{
  "MaxResults": 1,
  "NextToken": "token-from-previous-API-call"
}
```

Sample Response

```
{
  "NextToken": "another-token-to-continue-listing",
  "Servers": [
    {
      "Arn": "arn:aws:transfer:us-east-1:111112222222:server/s-01234567890abcdef",
```

```
    "Domain": "S3",
    "IdentityProviderType": "SERVICE_MANAGED",
    "EndpointType": "PUBLIC",
    "LoggingRole": "arn:aws:iam::111112222222:role/my-role",
    "ServerId": "s-01234567890abcdef",
    "State": "ONLINE",
    "UserCount": 3
  }
]
```

See Also

For more information about using this API in one of the language-specific Amazon SDKs, see the following:

- [Amazon Command Line Interface](#)
- [Amazon SDK for .NET](#)
- [Amazon SDK for C++](#)
- [Amazon SDK for Go v2](#)
- [Amazon SDK for Java V2](#)
- [Amazon SDK for JavaScript V3](#)
- [Amazon SDK for PHP V3](#)
- [Amazon SDK for Python](#)
- [Amazon SDK for Ruby V3](#)

ListTagsForResource

Lists all of the tags associated with the Amazon Resource Name (ARN) that you specify. The resource can be a user, server, or role.

Request Syntax

```
{
  "Arn": "string",
  "MaxResults": number,
  "NextToken": "string"
}
```

Request Parameters

For information about the parameters that are common to all actions, see [Common Parameters](#).

The request accepts the following data in JSON format.

Arn

Requests the tags associated with a particular Amazon Resource Name (ARN). An ARN is an identifier for a specific Amazon resource, such as a server, user, or role.

Type: String

Length Constraints: Minimum length of 20. Maximum length of 1600.

Pattern: `arn:\S+`

Required: Yes

MaxResults

Specifies the number of tags to return as a response to the `ListTagsForResource` request.

Type: Integer

Valid Range: Minimum value of 1. Maximum value of 1000.

Required: No

NextToken

When you request additional results from the `ListTagsForResource` operation, a `NextToken` parameter is returned in the input. You can then pass in a subsequent command to the `NextToken` parameter to continue listing additional tags.

Type: String

Length Constraints: Minimum length of 1. Maximum length of 6144.

Required: No

Response Syntax

```
{
  "Arn": "string",
  "NextToken": "string",
  "Tags": [
    {
      "Key": "string",
      "Value": "string"
    }
  ]
}
```

Response Elements

If the action is successful, the service sends back an HTTP 200 response.

The following data is returned in JSON format by the service.

Arn

The ARN you specified to list the tags of.

Type: String

Length Constraints: Minimum length of 20. Maximum length of 1600.

Pattern: `arn:\S+`

NextToken

When you can get additional results from the `ListTagsForResource` call, a `NextToken` parameter is returned in the output. You can then pass in a subsequent command to the `NextToken` parameter to continue listing additional tags.

Type: String

Length Constraints: Minimum length of 1. Maximum length of 6144.

Tags

Key-value pairs that are assigned to a resource, usually for the purpose of grouping and searching for items. Tags are metadata that you define.

Type: Array of [Tag](#) objects

Array Members: Minimum number of 1 item. Maximum number of 50 items.

Errors

For information about the errors that are common to all actions, see [Common Errors](#).

InternalServerError

This exception is thrown when an error occurs in the Amazon Transfer Family service.

HTTP Status Code: 500

InvalidNextTokenException

The `NextToken` parameter that was passed is invalid.

HTTP Status Code: 400

InvalidRequestException

This exception is thrown when the client submits a malformed request.

HTTP Status Code: 400

ServiceUnavailableException

The request has failed because the AmazonTransfer Family service is not available.

HTTP Status Code: 500

Examples

Example

The following example lists the tags for the resource with the ARN you specified.

Sample Request

```
{
  "Arn": "arn:aws:transfer:us-east-1:176354371281:server/s-01234567890abcdef"
}
```

Example

This example illustrates one usage of ListTagsForResource.

Sample Response

```
{
  "Tags": [
    {
      "Key": "Name",
      "Value": "MyServer"
    }
  ]
}
```

See Also

For more information about using this API in one of the language-specific Amazon SDKs, see the following:

- [Amazon Command Line Interface](#)
- [Amazon SDK for .NET](#)
- [Amazon SDK for C++](#)

- [Amazon SDK for Go v2](#)
- [Amazon SDK for Java V2](#)
- [Amazon SDK for JavaScript V3](#)
- [Amazon SDK for PHP V3](#)
- [Amazon SDK for Python](#)
- [Amazon SDK for Ruby V3](#)

ListUsers

Lists the users for a file transfer protocol-enabled server that you specify by passing the `ServerId` parameter.

Request Syntax

```
{  
  "MaxResults": number,  
  "NextToken": "string",  
  "ServerId": "string"  
}
```

Request Parameters

For information about the parameters that are common to all actions, see [Common Parameters](#).

The request accepts the following data in JSON format.

MaxResults

Specifies the number of users to return as a response to the `ListUsers` request.

Type: Integer

Valid Range: Minimum value of 1. Maximum value of 1000.

Required: No

NextToken

If there are additional results from the `ListUsers` call, a `NextToken` parameter is returned in the output. You can then pass the `NextToken` to a subsequent `ListUsers` command, to continue listing additional users.

Type: String

Length Constraints: Minimum length of 1. Maximum length of 6144.

Required: No

ServerId

A system-assigned unique identifier for a server that has users assigned to it.

Type: String

Length Constraints: Fixed length of 19.

Pattern: s-([0-9a-f]{17})

Required: Yes

Response Syntax

```
{
  "NextToken": "string",
  "ServerId": "string",
  "Users": [
    {
      "Arn": "string",
      "HomeDirectory": "string",
      "HomeDirectoryType": "string",
      "Role": "string",
      "SshPublicKeyCount": number,
      "UserName": "string"
    }
  ]
}
```

Response Elements

If the action is successful, the service sends back an HTTP 200 response.

The following data is returned in JSON format by the service.

NextToken

When you can get additional results from the `ListUsers` call, a `NextToken` parameter is returned in the output. You can then pass in a subsequent command to the `NextToken` parameter to continue listing additional users.

Type: String

Length Constraints: Minimum length of 1. Maximum length of 6144.

ServerId

A system-assigned unique identifier for a server that the users are assigned to.

Type: String

Length Constraints: Fixed length of 19.

Pattern: s-([0-9a-f]{17})

Users

Returns the Transfer Family users and their properties for the `ServerId` value that you specify.

Type: Array of [ListedUser](#) objects

Errors

For information about the errors that are common to all actions, see [Common Errors](#).

InternalServerError

This exception is thrown when an error occurs in the Amazon Transfer Family service.

HTTP Status Code: 500

InvalidNextTokenException

The `NextToken` parameter that was passed is invalid.

HTTP Status Code: 400

InvalidRequestException

This exception is thrown when the client submits a malformed request.

HTTP Status Code: 400

ResourceNotFoundException

This exception is thrown when a resource is not found by the AmazonTransfer Family service.

HTTP Status Code: 400

ServiceUnavailableException

The request has failed because the AmazonTransfer Family service is not available.

HTTP Status Code: 500

Examples

Example

The `ListUsers` API call returns a list of users associated with a server you specify.

Sample Request

```
{
  "MaxResults": 100,
  "NextToken": "eyJNYXJrZXIiOiBudWxsLCAiYm90b1X0cnVuU2F0ZV9hbW91bnQiOiAyfQ==",
  "ServerId": "s-01234567890abcdef"
}
```

Example

This is a sample response for this API call.

Sample Response

```
{
  "NextToken": "eyJNYXJrZXIiOiBudWxsLCAiYm90b1X0cnVuU2F0ZV9hbW91bnQiOiAyfQ==",
  "ServerId": "s-01234567890abcdef",
  "Users": [
    {
      "Arn": "arn:aws:transfer:us-east-1:176354371281:user/s-01234567890abcdef/charlie",
      "HomeDirectory": "/tests/home/charlie",
      "SshPublicKeyCount": 1,
      "Role": "arn:aws:iam::176354371281:role/transfer-role1",
      "Tags": [
        {
          "Key": "Name",
          "Value": "user1"
        }
      ]
    }
  ]
}
```



```
        }
      ],
      "UserName": "my_user"
    }
  ]
}
```

See Also

For more information about using this API in one of the language-specific Amazon SDKs, see the following:

- [Amazon Command Line Interface](#)
- [Amazon SDK for .NET](#)
- [Amazon SDK for C++](#)
- [Amazon SDK for Go v2](#)
- [Amazon SDK for Java V2](#)
- [Amazon SDK for JavaScript V3](#)
- [Amazon SDK for PHP V3](#)
- [Amazon SDK for Python](#)
- [Amazon SDK for Ruby V3](#)

ListWorkflows

Lists all workflows associated with your Amazon Web Services account for your current region.

Request Syntax

```
{  
  "MaxResults": number,  
  "NextToken": "string"  
}
```

Request Parameters

For information about the parameters that are common to all actions, see [Common Parameters](#).

The request accepts the following data in JSON format.

[MaxResults](#)

Specifies the maximum number of workflows to return.

Type: Integer

Valid Range: Minimum value of 1. Maximum value of 1000.

Required: No

[NextToken](#)

ListWorkflows returns the NextToken parameter in the output. You can then pass the NextToken parameter in a subsequent command to continue listing additional workflows.

Type: String

Length Constraints: Minimum length of 1. Maximum length of 6144.

Required: No

Response Syntax

```
{  
  "NextToken": "string",  
}
```

```
"Workflows": [  
  {  
    "Arn": "string",  
    "Description": "string",  
    "WorkflowId": "string"  
  }  
]
```

Response Elements

If the action is successful, the service sends back an HTTP 200 response.

The following data is returned in JSON format by the service.

NextToken

ListWorkflows returns the NextToken parameter in the output. You can then pass the NextToken parameter in a subsequent command to continue listing additional workflows.

Type: String

Length Constraints: Minimum length of 1. Maximum length of 6144.

Workflows

Returns the Arn, WorkflowId, and Description for each workflow.

Type: Array of [ListedWorkflow](#) objects

Errors

For information about the errors that are common to all actions, see [Common Errors](#).

InternalServerError

This exception is thrown when an error occurs in the Amazon Transfer Family service.

HTTP Status Code: 500

InvalidNextTokenException

The NextToken parameter that was passed is invalid.

HTTP Status Code: 400

InvalidRequestException

This exception is thrown when the client submits a malformed request.

HTTP Status Code: 400

ServiceUnavailableException

The request has failed because the AmazonTransfer Family service is not available.

HTTP Status Code: 500

See Also

For more information about using this API in one of the language-specific Amazon SDKs, see the following:

- [Amazon Command Line Interface](#)
- [Amazon SDK for .NET](#)
- [Amazon SDK for C++](#)
- [Amazon SDK for Go v2](#)
- [Amazon SDK for Java V2](#)
- [Amazon SDK for JavaScript V3](#)
- [Amazon SDK for PHP V3](#)
- [Amazon SDK for Python](#)
- [Amazon SDK for Ruby V3](#)

SendWorkflowStepState

Sends a callback for asynchronous custom steps.

The `ExecutionId`, `WorkflowId`, and `Token` are passed to the target resource during execution of a custom step of a workflow. You must include those with their callback as well as providing a status.

Request Syntax

```
{
  "ExecutionId": "string",
  "Status": "string",
  "Token": "string",
  "WorkflowId": "string"
}
```

Request Parameters

For information about the parameters that are common to all actions, see [Common Parameters](#).

The request accepts the following data in JSON format.

ExecutionId

A unique identifier for the execution of a workflow.

Type: String

Length Constraints: Fixed length of 36.

Pattern: `[0-9a-fA-F]{8}\-[0-9a-fA-F]{4}\-[0-9a-fA-F]{4}\-[0-9a-fA-F]{4}\-[0-9a-fA-F]{12}`

Required: Yes

Status

Indicates whether the specified step succeeded or failed.

Type: String

Valid Values: SUCCESS | FAILURE

Required: Yes

Token

Used to distinguish between multiple callbacks for multiple Lambda steps within the same execution.

Type: String

Length Constraints: Minimum length of 1. Maximum length of 64.

Pattern: `\w+`

Required: Yes

WorkflowId

A unique identifier for the workflow.

Type: String

Length Constraints: Fixed length of 19.

Pattern: `w-([a-z0-9]{17})`

Required: Yes

Response Elements

If the action is successful, the service sends back an HTTP 200 response with an empty HTTP body.

Errors

For information about the errors that are common to all actions, see [Common Errors](#).

AccessDeniedException

You do not have sufficient access to perform this action.

HTTP Status Code: 400

InternalServiceError

This exception is thrown when an error occurs in the Amazon Transfer Family service.

HTTP Status Code: 500

InvalidRequestException

This exception is thrown when the client submits a malformed request.

HTTP Status Code: 400

ResourceNotFoundException

This exception is thrown when a resource is not found by the AmazonTransfer Family service.

HTTP Status Code: 400

ServiceUnavailableException

The request has failed because the AmazonTransfer Family service is not available.

HTTP Status Code: 500

ThrottlingException

The request was denied due to request throttling.

HTTP Status Code: 400

See Also

For more information about using this API in one of the language-specific Amazon SDKs, see the following:

- [Amazon Command Line Interface](#)
- [Amazon SDK for .NET](#)
- [Amazon SDK for C++](#)
- [Amazon SDK for Go v2](#)
- [Amazon SDK for Java V2](#)
- [Amazon SDK for JavaScript V3](#)
- [Amazon SDK for PHP V3](#)
- [Amazon SDK for Python](#)
- [Amazon SDK for Ruby V3](#)

StartDirectoryListing

Retrieves a list of the contents of a directory from a remote SFTP server. You specify the connector ID, the output path, and the remote directory path. You can also specify the optional `MaxItems` value to control the maximum number of items that are listed from the remote directory. This API returns a list of all files and directories in the remote directory (up to the maximum value), but does not return files or folders in sub-directories. That is, it only returns a list of files and directories one-level deep.

After you receive the listing file, you can provide the files that you want to transfer to the `RetrieveFilePaths` parameter of the `StartFileTransfer` API call.

The naming convention for the output file is `connector-ID-listing-ID.json`. The output file contains the following information:

- `filePath`: the complete path of a remote file, relative to the directory of the listing request for your SFTP connector on the remote server.
- `modifiedTimestamp`: the last time the file was modified, in UTC time format. This field is optional. If the remote file attributes don't contain a timestamp, it is omitted from the file listing.
- `size`: the size of the file, in bytes. This field is optional. If the remote file attributes don't contain a file size, it is omitted from the file listing.
- `path`: the complete path of a remote directory, relative to the directory of the listing request for your SFTP connector on the remote server.
- `truncated`: a flag indicating whether the list output contains all of the items contained in the remote directory or not. If your `Truncated` output value is true, you can increase the value provided in the optional `max-items` input attribute to be able to list more items (up to the maximum allowed list size of 10,000 items).

Request Syntax

```
{
  "ConnectorId": "string",
  "MaxItems": number,
  "OutputDirectoryPath": "string",
  "RemoteDirectoryPath": "string"
}
```


Request Parameters

For information about the parameters that are common to all actions, see [Common Parameters](#).

The request accepts the following data in JSON format.

ConnectorId

The unique identifier for the connector.

Type: String

Length Constraints: Fixed length of 19.

Pattern: c-([0-9a-f]{17})

Required: Yes

MaxItems

An optional parameter where you can specify the maximum number of file/directory names to retrieve. The default value is 1,000.

Type: Integer

Valid Range: Minimum value of 1. Maximum value of 10000.

Required: No

OutputDirectoryPath

Specifies the path (bucket and prefix) in Amazon S3 storage to store the results of the directory listing.

Type: String

Length Constraints: Minimum length of 1. Maximum length of 1024.

Pattern: (.)+

Required: Yes

RemoteDirectoryPath

Specifies the directory on the remote SFTP server for which you want to list its contents.

Type: String

Length Constraints: Minimum length of 1. Maximum length of 1024.

Pattern: (.)+

Required: Yes

Response Syntax

```
{  
  "ListingId": "string",  
  "OutputFileName": "string"  
}
```

Response Elements

If the action is successful, the service sends back an HTTP 200 response.

The following data is returned in JSON format by the service.

[ListingId](#)

Returns a unique identifier for the directory listing call.

Type: String

Length Constraints: Minimum length of 1. Maximum length of 512.

Pattern: [0-9a-zA-Z./-]+

[OutputFileName](#)

Returns the file name where the results are stored. This is a combination of the connector ID and the listing ID: <connector-id>-<listing-id>.json.

Type: String

Length Constraints: Minimum length of 26. Maximum length of 537.

Pattern: c-([0-9a-f]{17})-[0-9a-zA-Z./-]+.json

Errors

For information about the errors that are common to all actions, see [Common Errors](#).

InternalServerError

This exception is thrown when an error occurs in the Amazon Transfer Family service.

HTTP Status Code: 500

InvalidRequestException

This exception is thrown when the client submits a malformed request.

HTTP Status Code: 400

ResourceNotFoundException

This exception is thrown when a resource is not found by the AmazonTransfer Family service.

HTTP Status Code: 400

ServiceUnavailableException

The request has failed because the AmazonTransfer Family service is not available.

HTTP Status Code: 500

ThrottlingException

The request was denied due to request throttling.

HTTP Status Code: 400

Examples

Example

The following example lists the contents of the home folder on the remote SFTP server, which is identified by the specified connector. The results are placed into the Amazon S3 location `/amzn-s3-demo-bucket/connector-files`, and into a file named `c-AAAA1111BBBB2222C-6666abcd-11aa-22bb-cc33-0000aaaa3333.json`.

Sample Request

```
{
  "ConnectorId": "c-AAAA1111BBBB2222C",
  "MaxItems": "10",
  "OutputDirectoryPath": "/amzn-s3-demo-bucket/connector-files",
  "RemoteDirectoryPath": "/home"
}
```

Sample Response

```
{
  "ListingId": "6666abcd-11aa-22bb-cc33-0000aaaa3333",
  "OutputFileName": "c-AAAA1111BBBB2222C-6666abcd-11aa-22bb-cc33-0000aaaa3333.json"
}
```

```
// under bucket "amzn-s3-demo-bucket"
connector-files/c-AAAA1111BBBB2222C-6666abcd-11aa-22bb-cc33-0000aaaa3333.json
{
  "files": [
    {
      "filePath": "/home/what.txt",
      "modifiedTimestamp": "2024-01-30T20:34:54Z",
      "size" : 2323
    },
    {
      "filePath": "/home/how.pgp",
      "modifiedTimestamp": "2024-01-30T20:34:54Z",
      "size" : 51238
    }
  ],
  "paths": [
    {
      "path": "/home/magic"
    },
    {
      "path": "/home/aws"
    }
  ],
  "truncated": false
}
```

See Also

For more information about using this API in one of the language-specific Amazon SDKs, see the following:

- [Amazon Command Line Interface](#)
- [Amazon SDK for .NET](#)
- [Amazon SDK for C++](#)
- [Amazon SDK for Go v2](#)
- [Amazon SDK for Java V2](#)
- [Amazon SDK for JavaScript V3](#)
- [Amazon SDK for PHP V3](#)
- [Amazon SDK for Python](#)
- [Amazon SDK for Ruby V3](#)

StartFileTransfer

Begins a file transfer between local Amazon storage and a remote AS2 or SFTP server.

- For an AS2 connector, you specify the `ConnectorId` and one or more `SendFilePaths` to identify the files you want to transfer.
- For an SFTP connector, the file transfer can be either outbound or inbound. In both cases, you specify the `ConnectorId`. Depending on the direction of the transfer, you also specify the following items:
 - If you are transferring file from a partner's SFTP server to Amazon Web Services storage, you specify one or more `RetrieveFilePaths` to identify the files you want to transfer, and a `LocalDirectoryPath` to specify the destination folder.
 - If you are transferring file to a partner's SFTP server from Amazon storage, you specify one or more `SendFilePaths` to identify the files you want to transfer, and a `RemoteDirectoryPath` to specify the destination folder.

Request Syntax

```
{  
  "ConnectorId": "string",  
  "LocalDirectoryPath": "string",  
  "RemoteDirectoryPath": "string",  
  "RetrieveFilePaths": [ "string" ],  
  "SendFilePaths": [ "string" ]  
}
```

Request Parameters

For information about the parameters that are common to all actions, see [Common Parameters](#).

The request accepts the following data in JSON format.

ConnectorId

The unique identifier for the connector.

Type: String

Length Constraints: Fixed length of 19.

Pattern: c-([0-9a-f]{17})

Required: Yes

LocalDirectoryPath

For an inbound transfer, the `LocalDirectoryPath` specifies the destination for one or more files that are transferred from the partner's SFTP server.

Type: String

Length Constraints: Minimum length of 1. Maximum length of 1024.

Pattern: (.)+

Required: No

RemoteDirectoryPath

For an outbound transfer, the `RemoteDirectoryPath` specifies the destination for one or more files that are transferred to the partner's SFTP server. If you don't specify a `RemoteDirectoryPath`, the destination for transferred files is the SFTP user's home directory.

Type: String

Length Constraints: Minimum length of 1. Maximum length of 1024.

Pattern: (.)+

Required: No

RetrieveFilePaths

One or more source paths for the partner's SFTP server. Each string represents a source file path for one inbound file transfer.

Type: Array of strings

Array Members: Minimum number of 1 item. Maximum number of 10 items.

Length Constraints: Minimum length of 1. Maximum length of 1024.

Pattern: (.)+

Required: No

SendFilePaths

One or more source paths for the Amazon S3 storage. Each string represents a source file path for one outbound file transfer. For example, `amzn-s3-demo-bucket/myfile.txt` .

Note

Replace `amzn-s3-demo-bucket` with one of your actual buckets.

Type: Array of strings

Array Members: Minimum number of 1 item. Maximum number of 10 items.

Length Constraints: Minimum length of 1. Maximum length of 1024.

Pattern: `(.)+`

Required: No

Response Syntax

```
{
  "TransferId": "string"
}
```

Response Elements

If the action is successful, the service sends back an HTTP 200 response.

The following data is returned in JSON format by the service.

TransferId

Returns the unique identifier for the file transfer.

Type: String

Length Constraints: Minimum length of 1. Maximum length of 512.

Pattern: `[0-9a-zA-Z./-]+`

Errors

For information about the errors that are common to all actions, see [Common Errors](#).

InternalServerError

This exception is thrown when an error occurs in the Amazon Transfer Family service.

HTTP Status Code: 500

InvalidRequestException

This exception is thrown when the client submits a malformed request.

HTTP Status Code: 400

ResourceNotFoundException

This exception is thrown when a resource is not found by the AmazonTransfer Family service.

HTTP Status Code: 400

ServiceUnavailableException

The request has failed because the AmazonTransfer Family service is not available.

HTTP Status Code: 500

ThrottlingException

The request was denied due to request throttling.

HTTP Status Code: 400

Examples

Example

The following example starts an AS2 file transfer from a Transfer Family server to a remote trading partner's endpoint. Replace `amzn-s3-demo-bucket` with one of your actual buckets.

Sample Request

```
{
  "ConnectorId": "c-AAAA1111BBBB2222C",
```

```
"SendFilePaths": [  
  "/amzn-s3-demo-bucket/myfile-1.txt",  
  "/amzn-s3-demo-bucket/myfile-2.txt",  
  "/amzn-s3-demo-bucket/myfile-3.txt"  
]  
}
```

Sample Response

```
{  
  "TransferId": "a1b2c3d4-5678-90ab-cdef-EXAMPLE11111"  
}
```

Example

The following example starts a file transfer from local Amazon storage to a remote SFTP server.

Sample Request

```
{  
  "ConnectorId": "c-01234567890abcdef",  
  "SendFilePaths": [  
    "/amzn-s3-demo-bucket/myfile-1.txt",  
    "/amzn-s3-demo-bucket/myfile-2.txt",  
    "/amzn-s3-demo-bucket/myfile-3.txt"  
  ],  
  "RemoteDirectoryPath": "/MySFTPRootFolder/fromTransferFamilyServer"  
}
```

Sample Response

```
{  
  "TransferId": "a1b2c3d4-5678-90ab-cdef-EXAMPLE22222"  
}
```

Example

The following example starts a file transfer from a remote SFTP server to local Amazon storage.

Sample Request

```
{
```

```
"ConnectorId": "c-111122223333AAAAA",
"RetrieveFilePaths": [
  "/MySFTPFolder/toTranferFamily/myfile-1.txt",
  "/MySFTPFolder/toTranferFamily/myfile-2.txt",
  "/MySFTPFolder/toTranferFamily/myfile-3.txt"
],
"LocalDirectoryPath": "/amzn-s3-demo-bucket/mySourceFiles"
}
```

Sample Response

```
{
  "TransferId": "a1b2c3d4-5678-90ab-cdef-EXAMPLEaaaaa"
}
```

See Also

For more information about using this API in one of the language-specific Amazon SDKs, see the following:

- [Amazon Command Line Interface](#)
- [Amazon SDK for .NET](#)
- [Amazon SDK for C++](#)
- [Amazon SDK for Go v2](#)
- [Amazon SDK for Java V2](#)
- [Amazon SDK for JavaScript V3](#)
- [Amazon SDK for PHP V3](#)
- [Amazon SDK for Python](#)
- [Amazon SDK for Ruby V3](#)

StartServer

Changes the state of a file transfer protocol-enabled server from OFFLINE to ONLINE. It has no impact on a server that is already ONLINE. An ONLINE server can accept and process file transfer jobs.

The state of STARTING indicates that the server is in an intermediate state, either not fully able to respond, or not fully online. The values of START_FAILED can indicate an error condition.

No response is returned from this call.

Request Syntax

```
{
  "ServerId": "string"
}
```

Request Parameters

For information about the parameters that are common to all actions, see [Common Parameters](#).

The request accepts the following data in JSON format.

ServerId

A system-assigned unique identifier for a server that you start.

Type: String

Length Constraints: Fixed length of 19.

Pattern: s-([0-9a-f]{17})

Required: Yes

Response Elements

If the action is successful, the service sends back an HTTP 200 response with an empty HTTP body.

Errors

For information about the errors that are common to all actions, see [Common Errors](#).

InternalServiceError

This exception is thrown when an error occurs in the Amazon Transfer Family service.

HTTP Status Code: 500

InvalidRequestException

This exception is thrown when the client submits a malformed request.

HTTP Status Code: 400

ResourceNotFoundException

This exception is thrown when a resource is not found by the AmazonTransfer Family service.

HTTP Status Code: 400

ServiceUnavailableException

The request has failed because the AmazonTransfer Family service is not available.

HTTP Status Code: 500

ThrottlingException

The request was denied due to request throttling.

HTTP Status Code: 400

Examples

Example

The following example starts a server.

Sample Request

```
{
  "ServerId": "s-01234567890abcdef"
}
```

Example

This is a sample response for this API call.

Sample Response

```
{
  "ServerId": "s-01234567890abcdef"
}
```

See Also

For more information about using this API in one of the language-specific Amazon SDKs, see the following:

- [Amazon Command Line Interface](#)
- [Amazon SDK for .NET](#)
- [Amazon SDK for C++](#)
- [Amazon SDK for Go v2](#)
- [Amazon SDK for Java V2](#)
- [Amazon SDK for JavaScript V3](#)
- [Amazon SDK for PHP V3](#)
- [Amazon SDK for Python](#)
- [Amazon SDK for Ruby V3](#)

StopServer

Changes the state of a file transfer protocol-enabled server from ONLINE to OFFLINE. An OFFLINE server cannot accept and process file transfer jobs. Information tied to your server, such as server and user properties, are not affected by stopping your server.

Note

Stopping the server does not reduce or impact your file transfer protocol endpoint billing; you must delete the server to stop being billed.

The state of STOPPING indicates that the server is in an intermediate state, either not fully able to respond, or not fully offline. The values of STOP_FAILED can indicate an error condition.

No response is returned from this call.

Request Syntax

```
{
  "ServerId": "string"
}
```

Request Parameters

For information about the parameters that are common to all actions, see [Common Parameters](#).

The request accepts the following data in JSON format.

ServerId

A system-assigned unique identifier for a server that you stopped.

Type: String

Length Constraints: Fixed length of 19.

Pattern: s-([0-9a-f]{17})

Required: Yes

Response Elements

If the action is successful, the service sends back an HTTP 200 response with an empty HTTP body.

Errors

For information about the errors that are common to all actions, see [Common Errors](#).

InternalServerError

This exception is thrown when an error occurs in the Amazon Transfer Family service.

HTTP Status Code: 500

InvalidRequestException

This exception is thrown when the client submits a malformed request.

HTTP Status Code: 400

ResourceNotFoundException

This exception is thrown when a resource is not found by the AmazonTransfer Family service.

HTTP Status Code: 400

ServiceUnavailableException

The request has failed because the AmazonTransfer Family service is not available.

HTTP Status Code: 500

ThrottlingException

The request was denied due to request throttling.

HTTP Status Code: 400

Examples

Example

The following example stops a server.

Sample Request

```
{
  "ServerId": "s-01234567890abcdef"
}
```

Example

This is a sample response for this API call.

Sample Response

```
{
  "ServerId": "s-01234567890abcdef"
}
```

See Also

For more information about using this API in one of the language-specific Amazon SDKs, see the following:

- [Amazon Command Line Interface](#)
- [Amazon SDK for .NET](#)
- [Amazon SDK for C++](#)
- [Amazon SDK for Go v2](#)
- [Amazon SDK for Java V2](#)
- [Amazon SDK for JavaScript V3](#)
- [Amazon SDK for PHP V3](#)
- [Amazon SDK for Python](#)
- [Amazon SDK for Ruby V3](#)

TagResource

Attaches a key-value pair to a resource, as identified by its Amazon Resource Name (ARN). Resources are users, servers, roles, and other entities.

There is no response returned from this call.

Request Syntax

```
{
  "Arn": "string",
  "Tags": [
    {
      "Key": "string",
      "Value": "string"
    }
  ]
}
```

Request Parameters

For information about the parameters that are common to all actions, see [Common Parameters](#).

The request accepts the following data in JSON format.

Arn

An Amazon Resource Name (ARN) for a specific Amazon resource, such as a server, user, or role.

Type: String

Length Constraints: Minimum length of 20. Maximum length of 1600.

Pattern: `arn:\S+`

Required: Yes

Tags

Key-value pairs assigned to ARNs that you can use to group and search for resources by type. You can attach this metadata to resources (servers, users, workflows, and so on) for any purpose.

Type: Array of [Tag](#) objects

Array Members: Minimum number of 1 item. Maximum number of 50 items.

Required: Yes

Response Elements

If the action is successful, the service sends back an HTTP 200 response with an empty HTTP body.

Errors

For information about the errors that are common to all actions, see [Common Errors](#).

InternalServerError

This exception is thrown when an error occurs in the Amazon Transfer Family service.

HTTP Status Code: 500

InvalidRequestException

This exception is thrown when the client submits a malformed request.

HTTP Status Code: 400

ResourceNotFoundException

This exception is thrown when a resource is not found by the AmazonTransfer Family service.

HTTP Status Code: 400

ServiceUnavailableException

The request has failed because the AmazonTransfer Family service is not available.

HTTP Status Code: 500

Examples

Example

The following example adds a tag to a file transfer protocol-enabled server.

Sample Request

```
{
  "Arn": "arn:aws:transfer:us-east-1:176354371281:server/s-01234567890abcdef",
  "Tags": [
    {
      "Key": "Group",
      "Value": "Europe"
    }
  ]
}
```

Example

This example illustrates one usage of TagResource.

Sample Response

HTTP 200 response with an empty HTTP body.

See Also

For more information about using this API in one of the language-specific Amazon SDKs, see the following:

- [Amazon Command Line Interface](#)
- [Amazon SDK for .NET](#)
- [Amazon SDK for C++](#)
- [Amazon SDK for Go v2](#)
- [Amazon SDK for Java V2](#)
- [Amazon SDK for JavaScript V3](#)
- [Amazon SDK for PHP V3](#)
- [Amazon SDK for Python](#)
- [Amazon SDK for Ruby V3](#)

TestConnection

Tests whether your SFTP connector is set up successfully. We highly recommend that you call this operation to test your ability to transfer files between local Amazon storage and a trading partner's SFTP server.

Request Syntax

```
{
  "ConnectorId": "string"
}
```

Request Parameters

For information about the parameters that are common to all actions, see [Common Parameters](#).

The request accepts the following data in JSON format.

ConnectorId

The unique identifier for the connector.

Type: String

Length Constraints: Fixed length of 19.

Pattern: c-([0-9a-f]{17})

Required: Yes

Response Syntax

```
{
  "ConnectorId": "string",
  "Status": "string",
  "StatusMessage": "string"
}
```

Response Elements

If the action is successful, the service sends back an HTTP 200 response.

The following data is returned in JSON format by the service.

ConnectorId

Returns the identifier of the connector object that you are testing.

Type: String

Length Constraints: Fixed length of 19.

Pattern: c-([0-9a-f]{17})

Status

Returns OK for successful test, or ERROR if the test fails.

Type: String

StatusMessage

Returns `Connection succeeded` if the test is successful. Or, returns a descriptive error message if the test fails. The following list provides troubleshooting details, depending on the error message that you receive.

- Verify that your secret name aligns with the one in Transfer Role permissions.
- Verify the server URL in the connector configuration , and verify that the login credentials work successfully outside of the connector.
- Verify that the secret exists and is formatted correctly.
- Verify that the trusted host key in the connector configuration matches the ssh-keyscan output.

Type: String

Errors

For information about the errors that are common to all actions, see [Common Errors](#).

InternalServerError

This exception is thrown when an error occurs in the Amazon Transfer Family service.

HTTP Status Code: 500

InvalidRequestException

This exception is thrown when the client submits a malformed request.

HTTP Status Code: 400

ResourceNotFoundException

This exception is thrown when a resource is not found by the AmazonTransfer Family service.

HTTP Status Code: 400

ServiceUnavailableException

The request has failed because the AmazonTransfer Family service is not available.

HTTP Status Code: 500

Examples

Example

The following example tests the connection to a remote server.

```
aws transfer test-connection --connector-id c-abcd1234567890fff
```

Sample Response

If successful the API call returns the following details.

```
{
  "Status": "OK",
  "StatusMessage": "Connection succeeded"
}
```

See Also

For more information about using this API in one of the language-specific Amazon SDKs, see the following:

- [Amazon Command Line Interface](#)
- [Amazon SDK for .NET](#)
- [Amazon SDK for C++](#)
- [Amazon SDK for Go v2](#)
- [Amazon SDK for Java V2](#)
- [Amazon SDK for JavaScript V3](#)
- [Amazon SDK for PHP V3](#)
- [Amazon SDK for Python](#)
- [Amazon SDK for Ruby V3](#)

TestIdentityProvider

If the `IdentityProviderType` of a file transfer protocol-enabled server is `AWS_DIRECTORY_SERVICE` or `API_Gateway`, tests whether your identity provider is set up successfully. We highly recommend that you call this operation to test your authentication method as soon as you create your server. By doing so, you can troubleshoot issues with the identity provider integration to ensure that your users can successfully use the service.

The `ServerId` and `UserName` parameters are required. The `ServerProtocol`, `SourceIp`, and `UserPassword` are all optional.

Note the following:

- You cannot use `TestIdentityProvider` if the `IdentityProviderType` of your server is `SERVICE_MANAGED`.
- `TestIdentityProvider` does not work with keys: it only accepts passwords.
- `TestIdentityProvider` can test the password operation for a custom Identity Provider that handles keys and passwords.
- If you provide any incorrect values for any parameters, the `Response` field is empty.
- If you provide a server ID for a server that uses service-managed users, you get an error:

```
An error occurred (InvalidRequestException) when calling the
TestIdentityProvider operation: s-server-ID not configured for external
auth
```

- If you enter a Server ID for the `--server-id` parameter that does not identify an actual Transfer server, you receive the following error:

```
An error occurred (ResourceNotFoundException) when calling the
TestIdentityProvider operation: Unknown server.
```

It is possible your sever is in a different region. You can specify a region by adding the following:
`--region region-code`, such as `--region us-east-2` to specify a server in **US East (Ohio)**.

Request Syntax

```
{
  "ServerId": "string",
```

```
"ServerProtocol": "string",  
"SourceIp": "string",  
"UserName": "string",  
"UserPassword": "string"  
}
```

Request Parameters

For information about the parameters that are common to all actions, see [Common Parameters](#).

The request accepts the following data in JSON format.

ServerId

A system-assigned identifier for a specific server. That server's user authentication method is tested with a user name and password.

Type: String

Length Constraints: Fixed length of 19.

Pattern: s-([0-9a-f]{17})

Required: Yes

ServerProtocol

The type of file transfer protocol to be tested.

The available protocols are:

- Secure Shell (SSH) File Transfer Protocol (SFTP)
- File Transfer Protocol Secure (FTPS)
- File Transfer Protocol (FTP)
- Applicability Statement 2 (AS2)

Type: String

Valid Values: SFTP | FTP | FTPS | AS2

Required: No

SourceIp

The source IP address of the account to be tested.

Type: String

Length Constraints: Minimum length of 0. Maximum length of 32.

Pattern: `\d{1,3}\.\d{1,3}\.\d{1,3}\.\d{1,3}`

Required: No

UserName

The name of the account to be tested.

Type: String

Length Constraints: Minimum length of 3. Maximum length of 100.

Pattern: `[\w][\w@.-]{2,99}`

Required: Yes

UserPassword

The password of the account to be tested.

Type: String

Length Constraints: Minimum length of 0. Maximum length of 1024.

Required: No

Response Syntax

```
{  
  "Message": "string",  
  "Response": "string",  
  "StatusCode": number,  
  "Url": "string"  
}
```

Response Elements

If the action is successful, the service sends back an HTTP 200 response.

The following data is returned in JSON format by the service.

Message

A message that indicates whether the test was successful or not.

Note

If an empty string is returned, the most likely cause is that the authentication failed due to an incorrect username or password.

Type: String

Response

The response that is returned from your API Gateway or your Lambda function.

Type: String

Status Code

The HTTP status code that is the response from your API Gateway or your Lambda function.

Type: Integer

Url

The endpoint of the service used to authenticate a user.

Type: String

Length Constraints: Minimum length of 0. Maximum length of 255.

Errors

For information about the errors that are common to all actions, see [Common Errors](#).

InternalServerError

This exception is thrown when an error occurs in the Amazon Transfer Family service.

HTTP Status Code: 500

InvalidRequestException

This exception is thrown when the client submits a malformed request.

HTTP Status Code: 400

ResourceNotFoundException

This exception is thrown when a resource is not found by the AmazonTransfer Family service.

HTTP Status Code: 400

ServiceUnavailableException

The request has failed because the AmazonTransfer Family service is not available.

HTTP Status Code: 500

Examples

Example

The following request returns a message from an identity provider that a user name and password combination is a valid identity to use with Amazon Transfer Family.

Sample Request

```
{
  "ServerID": "s-01234567890abcdef",
  "UserName": "my_user",
  "UserPassword": "MyPassword-1"
}
```

Example

The following response shows a sample response for a successful test.

Sample Response

```
"Response": "
  {\"homeDirectory\": \"~/mybucket001\", \"homeDirectoryDetails\": null,
  \"homeDirectoryType\": \"PATH\", \"posixProfile\": null,
  \"publicKeys\": \"[ssh-rsa-key]\", \"role\": \"arn:aws:iam::123456789012:role/
  my_role\", \"policy\": null, \"username\": \"transferuser002\",
```

```
\\"identityProviderType\\":null,\\"userConfigMessage\\":null)}  
"StatusCode": "200",  
"Message": ""
```

Example

The following response indicates that the specified user belongs to more than one group that has access.

```
"Response":"","  
"StatusCode":200,  
"Message":"More than one associated access found for user's groups."
```

Example

If you have created and configured a custom identity provider by using an API Gateway, you can enter the following command to test your user:

```
aws transfer test-identity-provider --server-id s-0123456789abcdefg --user-  
name myuser
```

where *s-0123456789abcdefg* is your transfer server, and *myuser* is the username for your custom user.

If the command succeeds, your response is similar to the following, where:

- Amazon Web Services account ID is *012345678901*
- User role is *user-role-api-gateway*
- Home directory is *myuser-bucket*
- Public key is *public-key*
- Invocation URL is *invocation-URL*

```
{  
  "Response": "{\\"Role\\": \\"arn:aws:iam::012345678901:role/user-role-api-gateway\\",  
  \\"HomeDirectory\\": \\"/myuser-bucket\\",\\"PublicKeys\\": \\"[public-key]\\\"}",  
  "StatusCode": 200,
```

```
"Message": "",  
"Url": "https://invocation-URL/servers/s-0123456789abcdefg/users/myuser/config"  
}
```

See Also

For more information about using this API in one of the language-specific Amazon SDKs, see the following:

- [Amazon Command Line Interface](#)
- [Amazon SDK for .NET](#)
- [Amazon SDK for C++](#)
- [Amazon SDK for Go v2](#)
- [Amazon SDK for Java V2](#)
- [Amazon SDK for JavaScript V3](#)
- [Amazon SDK for PHP V3](#)
- [Amazon SDK for Python](#)
- [Amazon SDK for Ruby V3](#)

UntagResource

Detaches a key-value pair from a resource, as identified by its Amazon Resource Name (ARN). Resources are users, servers, roles, and other entities.

No response is returned from this call.

Request Syntax

```
{  
  "Arn": "string",  
  "TagKeys": [ "string" ]  
}
```

Request Parameters

For information about the parameters that are common to all actions, see [Common Parameters](#).

The request accepts the following data in JSON format.

Arn

The value of the resource that will have the tag removed. An Amazon Resource Name (ARN) is an identifier for a specific Amazon resource, such as a server, user, or role.

Type: String

Length Constraints: Minimum length of 20. Maximum length of 1600.

Pattern: `arn:\S+`

Required: Yes

TagKeys

TagKeys are key-value pairs assigned to ARNs that can be used to group and search for resources by type. This metadata can be attached to resources for any purpose.

Type: Array of strings

Array Members: Minimum number of 1 item. Maximum number of 50 items.

Length Constraints: Minimum length of 0. Maximum length of 128.

Required: Yes

Response Elements

If the action is successful, the service sends back an HTTP 200 response with an empty HTTP body.

Errors

For information about the errors that are common to all actions, see [Common Errors](#).

InternalServiceError

This exception is thrown when an error occurs in the Amazon Transfer Family service.

HTTP Status Code: 500

InvalidRequestException

This exception is thrown when the client submits a malformed request.

HTTP Status Code: 400

ResourceNotFoundException

This exception is thrown when a resource is not found by the AmazonTransfer Family service.

HTTP Status Code: 400

ServiceUnavailableException

The request has failed because the AmazonTransfer Family service is not available.


HTTP Status Code: 500

Examples

Example

The following example removes a tag of a file transfer protocol-enabled server.

Sample Request



```
{
  "Arn": "arn:aws:transfer:us-east-1:176354371281:server/s-01234567890abcdef",
  "TagKeys": "Europe" ]
}
```

Example

This example illustrates one usage of UntagResource.

Sample Response

HTTP 200 response with an empty HTTP body.

See Also

For more information about using this API in one of the language-specific Amazon SDKs, see the following:

- [Amazon Command Line Interface](#)
- [Amazon SDK for .NET](#)
- [Amazon SDK for C++](#)
- [Amazon SDK for Go v2](#)
- [Amazon SDK for Java V2](#)
- [Amazon SDK for JavaScript V3](#)
- [Amazon SDK for PHP V3](#)
- [Amazon SDK for Python](#)
- [Amazon SDK for Ruby V3](#)

UpdateAccess

Allows you to update parameters for the access specified in the `ServerID` and `ExternalID` parameters.

Request Syntax

```
{
  "ExternalId": "string",
  "HomeDirectory": "string",
  "HomeDirectoryMappings": [
    {
      "Entry": "string",
      "Target": "string",
      "Type": "string"
    }
  ],
  "HomeDirectoryType": "string",
  "Policy": "string",
  "PosixProfile": {
    "Gid": number,
    "SecondaryGids": [ number ],
    "Uid": number
  },
  "Role": "string",
  "ServerId": "string"
}
```

Request Parameters

For information about the parameters that are common to all actions, see [Common Parameters](#).

The request accepts the following data in JSON format.

ExternalId

A unique identifier that is required to identify specific groups within your directory. The users of the group that you associate have access to your Amazon S3 or Amazon EFS resources over the enabled protocols using Amazon Transfer Family. If you know the group name, you can view the SID values by running the following command using Windows PowerShell.

```
Get-ADGroup -Filter {samAccountName -like "YourGroupName*"} -Properties
* | Select SamAccountName, ObjectSid
```

In that command, replace *YourGroupName* with the name of your Active Directory group.

The regular expression used to validate this parameter is a string of characters consisting of uppercase and lowercase alphanumeric characters with no spaces. You can also include underscores or any of the following characters: =, ., @, /, -

Type: String

Length Constraints: Minimum length of 1. Maximum length of 256.

Pattern: S-1-[\d-]+

Required: Yes

HomeDirectory

The landing directory (folder) for a user when they log in to the server using the client.

A HomeDirectory example is `/bucket_name/home/mydirectory`.

Note

The HomeDirectory parameter is only used if HomeDirectoryType is set to PATH.

Type: String

Length Constraints: Minimum length of 0. Maximum length of 1024.

Pattern: (|/.*)

Required: No

HomeDirectoryMappings

Logical directory mappings that specify what Amazon S3 or Amazon EFS paths and keys should be visible to your user and how you want to make them visible. You must specify the Entry and Target pair, where Entry shows how the path is made visible and Target is the actual Amazon S3 or Amazon EFS path. If you only specify a target, it is displayed as is. You also must

ensure that your Amazon Identity and Access Management (IAM) role provides access to paths in Target. This value can be set only when `HomeDirectoryType` is set to `LOGICAL`.

The following is an Entry and Target pair example.

```
[ { "Entry": "/directory1", "Target": "/bucket_name/home/mydirectory" } ]
```

In most cases, you can use this value instead of the session policy to lock down your user to the designated home directory ("chroot"). To do this, you can set Entry to / and set Target to the `HomeDirectory` parameter value.

The following is an Entry and Target pair example for chroot.

```
[ { "Entry": "/", "Target": "/bucket_name/home/mydirectory" } ]
```

Type: Array of [HomeDirectoryMapEntry](#) objects

Array Members: Minimum number of 1 item. Maximum number of 50000 items.

Required: No

[HomeDirectoryType](#)

The type of landing directory (folder) that you want your users' home directory to be when they log in to the server. If you set it to `PATH`, the user will see the absolute Amazon S3 bucket or Amazon EFS path as is in their file transfer protocol clients. If you set it to `LOGICAL`, you need to provide mappings in the `HomeDirectoryMappings` for how you want to make Amazon S3 or Amazon EFS paths visible to your users.

Note

If `HomeDirectoryType` is `LOGICAL`, you must provide mappings, using the `HomeDirectoryMappings` parameter. If, on the other hand, `HomeDirectoryType` is `PATH`, you provide an absolute path using the `HomeDirectory` parameter. You cannot have both `HomeDirectory` and `HomeDirectoryMappings` in your template.

Type: String

Valid Values: `PATH` | `LOGICAL`

Required: No

Policy

A session policy for your user so that you can use the same Amazon Identity and Access Management (IAM) role across multiple users. This policy scopes down a user's access to portions of their Amazon S3 bucket. Variables that you can use inside this policy include `${Transfer:UserName}`, `${Transfer:HomeDirectory}`, and `${Transfer:HomeBucket}`.

Note

This policy applies only when the domain of `ServerId` is Amazon S3. Amazon EFS does not use session policies.

For session policies, Amazon Transfer Family stores the policy as a JSON blob, instead of the Amazon Resource Name (ARN) of the policy. You save the policy as a JSON blob and pass it in the `Policy` argument.

For an example of a session policy, see [Example session policy](#).

For more information, see [AssumeRole](#) in the *AmazonSecurity Token Service API Reference*.

Type: String

Length Constraints: Minimum length of 0. Maximum length of 2048.

Required: No

PosixProfile

The full POSIX identity, including user ID (`Uid`), group ID (`Gid`), and any secondary groups IDs (`SecondaryGids`), that controls your users' access to your Amazon EFS file systems. The POSIX permissions that are set on files and directories in your file system determine the level of access your users get when transferring files into and out of your Amazon EFS file systems.

Type: [PosixProfile](#) object

Required: No

Role

The Amazon Resource Name (ARN) of the Amazon Identity and Access Management (IAM) role that controls your users' access to your Amazon S3 bucket or Amazon EFS file system. The

policies attached to this role determine the level of access that you want to provide your users when transferring files into and out of your Amazon S3 bucket or Amazon EFS file system. The IAM role should also contain a trust relationship that allows the server to access your resources when servicing your users' transfer requests.

Type: String

Length Constraints: Minimum length of 20. Maximum length of 2048.

Pattern: `arn:.*role/\S+`

Required: No

ServerId

A system-assigned unique identifier for a server instance. This is the specific server that you added your user to.

Type: String

Length Constraints: Fixed length of 19.

Pattern: `s-([0-9a-f]{17})`

Required: Yes

Response Syntax

```
{
  "ExternalId": "string",
  "ServerId": "string"
}
```

Response Elements

If the action is successful, the service sends back an HTTP 200 response.

The following data is returned in JSON format by the service.

ExternalId

The external identifier of the group whose users have access to your Amazon S3 or Amazon EFS resources over the enabled protocols using AmazonTransfer Family.

Type: String

Length Constraints: Minimum length of 1. Maximum length of 256.

Pattern: S-1-[\d-]+

ServerId

The identifier of the server that the user is attached to.

Type: String

Length Constraints: Fixed length of 19.

Pattern: s-([0-9a-f]{17})

Errors

For information about the errors that are common to all actions, see [Common Errors](#).

InternalServerError

This exception is thrown when an error occurs in the Amazon Transfer Family service.

HTTP Status Code: 500

InvalidRequestException

This exception is thrown when the client submits a malformed request.

HTTP Status Code: 400

ResourceExistsException

The requested resource does not exist, or exists in a region other than the one specified for the command.

HTTP Status Code: 400

ResourceNotFoundException

This exception is thrown when a resource is not found by the AmazonTransfer Family service.

HTTP Status Code: 400

ServiceUnavailableException

The request has failed because the AmazonTransfer Family service is not available.

HTTP Status Code: 500

ThrottlingException

The request was denied due to request throttling.

HTTP Status Code: 400

See Also

For more information about using this API in one of the language-specific Amazon SDKs, see the following:

- [Amazon Command Line Interface](#)
- [Amazon SDK for .NET](#)
- [Amazon SDK for C++](#)
- [Amazon SDK for Go v2](#)
- [Amazon SDK for Java V2](#)
- [Amazon SDK for JavaScript V3](#)
- [Amazon SDK for PHP V3](#)
- [Amazon SDK for Python](#)
- [Amazon SDK for Ruby V3](#)

UpdateAgreement

Updates some of the parameters for an existing agreement. Provide the `AgreementId` and the `ServerId` for the agreement that you want to update, along with the new values for the parameters to update.

Request Syntax

```
{
  "AccessRole": "string",
  "AgreementId": "string",
  "BaseDirectory": "string",
  "Description": "string",
  "LocalProfileId": "string",
  "PartnerProfileId": "string",
  "ServerId": "string",
  "Status": "string"
}
```

Request Parameters

For information about the parameters that are common to all actions, see [Common Parameters](#).

The request accepts the following data in JSON format.

[AccessRole](#)

Connectors are used to send files using either the AS2 or SFTP protocol. For the access role, provide the Amazon Resource Name (ARN) of the Amazon Identity and Access Management role to use.

For AS2 connectors

With AS2, you can send files by calling `StartFileTransfer` and specifying the file paths in the request parameter, `SendFilePaths`. We use the file's parent directory (for example, for `--send-file-paths /bucket/dir/file.txt`, parent directory is `/bucket/dir/`) to temporarily store a processed AS2 message file, store the MDN when we receive them from the partner, and write a final JSON file containing relevant metadata of the transmission. So, the `AccessRole` needs to provide read and write access to the parent directory of the file location

used in the `StartFileTransfer` request. Additionally, you need to provide read and write access to the parent directory of the files that you intend to send with `StartFileTransfer`.

If you are using Basic authentication for your AS2 connector, the access role requires the `secretsmanager:GetSecretValue` permission for the secret. If the secret is encrypted using a customer-managed key instead of the Amazon managed key in Secrets Manager, then the role also needs the `kms:Decrypt` permission for that key.

For SFTP connectors

Make sure that the access role provides read and write access to the parent directory of the file location that's used in the `StartFileTransfer` request. Additionally, make sure that the role provides `secretsmanager:GetSecretValue` permission to Amazon Secrets Manager.

Type: String

Length Constraints: Minimum length of 20. Maximum length of 2048.

Pattern: `arn:.*role/\S+`

Required: No

AgreementId

A unique identifier for the agreement. This identifier is returned when you create an agreement.

Type: String

Length Constraints: Fixed length of 19.

Pattern: `a-([0-9a-f]{17})`

Required: Yes

BaseDirectory

To change the landing directory (folder) for files that are transferred, provide the bucket folder that you want to use; for example, `/amzn-s3-demo-bucket/home/mydirectory` .

Type: String

Length Constraints: Minimum length of 0. Maximum length of 1024.

Pattern: `(|/.*)`

Required: No

Description

To replace the existing description, provide a short description for the agreement.

Type: String

Length Constraints: Minimum length of 1. Maximum length of 200.

Pattern: `[\p{Graph}]+`

Required: No

LocalProfileId

A unique identifier for the AS2 local profile.

To change the local profile identifier, provide a new value here.

Type: String

Length Constraints: Fixed length of 19.

Pattern: `p-([0-9a-f]{17})`

Required: No

PartnerProfileId

A unique identifier for the partner profile. To change the partner profile identifier, provide a new value here.

Type: String

Length Constraints: Fixed length of 19.

Pattern: `p-([0-9a-f]{17})`

Required: No

ServerId

A system-assigned unique identifier for a server instance. This is the specific server that the agreement uses.

Type: String

Length Constraints: Fixed length of 19.

Pattern: s-([0-9a-f]{17})

Required: Yes

Status

You can update the status for the agreement, either activating an inactive agreement or the reverse.

Type: String

Valid Values: ACTIVE | INACTIVE

Required: No

Response Syntax

```
{  
  "AgreementId": "string"  
}
```

Response Elements

If the action is successful, the service sends back an HTTP 200 response.

The following data is returned in JSON format by the service.

AgreementId

A unique identifier for the agreement. This identifier is returned when you create an agreement.

Type: String

Length Constraints: Fixed length of 19.

Pattern: a-([0-9a-f]{17})

Errors

For information about the errors that are common to all actions, see [Common Errors](#).

InternalServerError

This exception is thrown when an error occurs in the Amazon Transfer Family service.

HTTP Status Code: 500

InvalidRequestException

This exception is thrown when the client submits a malformed request.

HTTP Status Code: 400

ResourceExistsException

The requested resource does not exist, or exists in a region other than the one specified for the command.

HTTP Status Code: 400

ResourceNotFoundException

This exception is thrown when a resource is not found by the AmazonTransfer Family service.

HTTP Status Code: 400

ServiceUnavailableException

The request has failed because the AmazonTransfer Family service is not available.

HTTP Status Code: 500

ThrottlingException

The request was denied due to request throttling.

HTTP Status Code: 400

See Also

For more information about using this API in one of the language-specific Amazon SDKs, see the following:

- [Amazon Command Line Interface](#)
- [Amazon SDK for .NET](#)
- [Amazon SDK for C++](#)

- [Amazon SDK for Go v2](#)
- [Amazon SDK for Java V2](#)
- [Amazon SDK for JavaScript V3](#)
- [Amazon SDK for PHP V3](#)
- [Amazon SDK for Python](#)
- [Amazon SDK for Ruby V3](#)

UpdateCertificate

Updates the active and inactive dates for a certificate.

Request Syntax

```
{
  "ActiveDate": number,
  "CertificateId": "string",
  "Description": "string",
  "InactiveDate": number
}
```

Request Parameters

For information about the parameters that are common to all actions, see [Common Parameters](#).

The request accepts the following data in JSON format.

ActiveDate

An optional date that specifies when the certificate becomes active.

Type: Timestamp

Required: No

CertificateId

The identifier of the certificate object that you are updating.

Type: String

Length Constraints: Fixed length of 22.

Pattern: cert-([0-9a-f]{17})

Required: Yes

Description

A short description to help identify the certificate.

Type: String

Length Constraints: Minimum length of 1. Maximum length of 200.

Pattern: `[\p{Graph}]+`

Required: No

InactiveDate

An optional date that specifies when the certificate becomes inactive.

Type: Timestamp

Required: No

Response Syntax

```
{
  "CertificateId": "string"
}
```

Response Elements

If the action is successful, the service sends back an HTTP 200 response.

The following data is returned in JSON format by the service.

CertificateId

Returns the identifier of the certificate object that you are updating.

Type: String

Length Constraints: Fixed length of 22.

Pattern: `cert-([0-9a-f]{17})`

Errors

For information about the errors that are common to all actions, see [Common Errors](#).

InternalServiceError

This exception is thrown when an error occurs in the Amazon Transfer Family service.

HTTP Status Code: 500

InvalidRequestException

This exception is thrown when the client submits a malformed request.

HTTP Status Code: 400

ResourceNotFoundException

This exception is thrown when a resource is not found by the AmazonTransfer Family service.

HTTP Status Code: 400

ServiceUnavailableException

The request has failed because the AmazonTransfer Family service is not available.

HTTP Status Code: 500

ThrottlingException

The request was denied due to request throttling.

HTTP Status Code: 400

Examples

Example

The following example updates the active date for a certificate, setting the active date to January 16, 2022 at 16:12:07 UTC -5 hours.

Sample Request

```
aws transfer update-certificate --certificate-id c-abcdefgh123456hijk --active-date
2022-01-16T16:12:07-05:00
```

Example

The following is a sample response for this API call.

Sample Response

```
"CertificateId": "c-abcdefg123456hijk"
```

See Also

For more information about using this API in one of the language-specific Amazon SDKs, see the following:

- [Amazon Command Line Interface](#)
- [Amazon SDK for .NET](#)
- [Amazon SDK for C++](#)
- [Amazon SDK for Go v2](#)
- [Amazon SDK for Java V2](#)
- [Amazon SDK for JavaScript V3](#)
- [Amazon SDK for PHP V3](#)
- [Amazon SDK for Python](#)
- [Amazon SDK for Ruby V3](#)

UpdateConnector

Updates some of the parameters for an existing connector. Provide the `ConnectorId` for the connector that you want to update, along with the new values for the parameters to update.

Request Syntax

```
{
  "AccessRole": "string",
  "As2Config": {
    "BasicAuthSecretId": "string",
    "Compression": "string",
    "EncryptionAlgorithm": "string",
    "LocalProfileId": "string",
    "MdnResponse": "string",
    "MdnSigningAlgorithm": "string",
    "MessageSubject": "string",
    "PartnerProfileId": "string",
    "SigningAlgorithm": "string"
  },
  "ConnectorId": "string",
  "LoggingRole": "string",
  "SecurityPolicyName": "string",
  "SftpConfig": {
    "TrustedHostKeys": [ "string" ],
    "UserSecretId": "string"
  },
  "Url": "string"
}
```

Request Parameters

For information about the parameters that are common to all actions, see [Common Parameters](#).

The request accepts the following data in JSON format.

[AccessRole](#)

Connectors are used to send files using either the AS2 or SFTP protocol. For the access role, provide the Amazon Resource Name (ARN) of the Amazon Identity and Access Management role to use.

For AS2 connectors

With AS2, you can send files by calling `StartFileTransfer` and specifying the file paths in the request parameter, `SendFilePaths`. We use the file's parent directory (for example, for `--send-file-paths /bucket/dir/file.txt`, parent directory is `/bucket/dir/`) to temporarily store a processed AS2 message file, store the MDN when we receive them from the partner, and write a final JSON file containing relevant metadata of the transmission. So, the `AccessRole` needs to provide read and write access to the parent directory of the file location used in the `StartFileTransfer` request. Additionally, you need to provide read and write access to the parent directory of the files that you intend to send with `StartFileTransfer`.

If you are using Basic authentication for your AS2 connector, the access role requires the `secretsmanager:GetSecretValue` permission for the secret. If the secret is encrypted using a customer-managed key instead of the Amazon managed key in Secrets Manager, then the role also needs the `kms:Decrypt` permission for that key.

For SFTP connectors

Make sure that the access role provides read and write access to the parent directory of the file location that's used in the `StartFileTransfer` request. Additionally, make sure that the role provides `secretsmanager:GetSecretValue` permission to Amazon Secrets Manager.

Type: String

Length Constraints: Minimum length of 20. Maximum length of 2048.

Pattern: `arn:.*role/\S+`

Required: No

[As2Config](#)

A structure that contains the parameters for an AS2 connector object.

Type: [As2ConnectorConfig](#) object

Required: No

[ConnectorId](#)

The unique identifier for the connector.

Type: String

Length Constraints: Fixed length of 19.

Pattern: `c-([0-9a-f]{17})`

Required: Yes

LoggingRole

The Amazon Resource Name (ARN) of the Amazon Identity and Access Management (IAM) role that allows a connector to turn on CloudWatch logging for Amazon S3 events. When set, you can view connector activity in your CloudWatch logs.

Type: String

Length Constraints: Minimum length of 20. Maximum length of 2048.

Pattern: `arn:.*role/\S+`

Required: No

SecurityPolicyName

Specifies the name of the security policy for the connector.

Type: String

Length Constraints: Minimum length of 0. Maximum length of 100.

Pattern: `TransferSFTPConnectorSecurityPolicy-[A-Za-z0-9-]+`

Required: No

SftpConfig

A structure that contains the parameters for an SFTP connector object.

Type: [SftpConnectorConfig](#) object

Required: No

Url

The URL of the partner's AS2 or SFTP endpoint.

Type: String

Length Constraints: Minimum length of 0. Maximum length of 255.

Required: No

Response Syntax

```
{  
  "ConnectorId": "string"  
}
```

Response Elements

If the action is successful, the service sends back an HTTP 200 response.

The following data is returned in JSON format by the service.

ConnectorId

Returns the identifier of the connector object that you are updating.

Type: String

Length Constraints: Fixed length of 19.

Pattern: c-([0-9a-f]{17})

Errors

For information about the errors that are common to all actions, see [Common Errors](#).

InternalServerError

This exception is thrown when an error occurs in the Amazon Transfer Family service.

HTTP Status Code: 500

InvalidRequestException

This exception is thrown when the client submits a malformed request.

HTTP Status Code: 400

ResourceExistsException

The requested resource does not exist, or exists in a region other than the one specified for the command.

HTTP Status Code: 400

ResourceNotFoundException

This exception is thrown when a resource is not found by the AmazonTransfer Family service.

HTTP Status Code: 400

ServiceUnavailableException

The request has failed because the AmazonTransfer Family service is not available.

HTTP Status Code: 500

ThrottlingException

The request was denied due to request throttling.

HTTP Status Code: 400

See Also

For more information about using this API in one of the language-specific Amazon SDKs, see the following:

- [Amazon Command Line Interface](#)
- [Amazon SDK for .NET](#)
- [Amazon SDK for C++](#)
- [Amazon SDK for Go v2](#)
- [Amazon SDK for Java V2](#)
- [Amazon SDK for JavaScript V3](#)
- [Amazon SDK for PHP V3](#)
- [Amazon SDK for Python](#)
- [Amazon SDK for Ruby V3](#)

UpdateHostKey

Updates the description for the host key that's specified by the `ServerId` and `HostKeyId` parameters.

Request Syntax

```
{
  "Description": "string",
  "HostKeyId": "string",
  "ServerId": "string"
}
```

Request Parameters

For information about the parameters that are common to all actions, see [Common Parameters](#).

The request accepts the following data in JSON format.

Description

An updated description for the host key.

Type: String

Length Constraints: Minimum length of 0. Maximum length of 200.

Pattern: `[\p{Print}]*`

Required: Yes

HostKeyId

The identifier of the host key that you are updating.

Type: String

Length Constraints: Fixed length of 25.

Pattern: `hostkey-[0-9a-f]{17}`

Required: Yes

ServerId

The identifier of the server that contains the host key that you are updating.

Type: String

Length Constraints: Fixed length of 19.

Pattern: s-([0-9a-f]{17})

Required: Yes

Response Syntax

```
{
  "HostKeyId": "string",
  "ServerId": "string"
}
```

Response Elements

If the action is successful, the service sends back an HTTP 200 response.

The following data is returned in JSON format by the service.

HostKeyId

Returns the host key identifier for the updated host key.

Type: String

Length Constraints: Fixed length of 25.

Pattern: hostkey-[0-9a-f]{17}

ServerId

Returns the server identifier for the server that contains the updated host key.

Type: String

Length Constraints: Fixed length of 19.

Pattern: s-([0-9a-f]{17})

Errors

For information about the errors that are common to all actions, see [Common Errors](#).

InternalServerError

This exception is thrown when an error occurs in the Amazon Transfer Family service.

HTTP Status Code: 500

InvalidRequestException

This exception is thrown when the client submits a malformed request.

HTTP Status Code: 400

ResourceNotFoundException

This exception is thrown when a resource is not found by the AmazonTransfer Family service.

HTTP Status Code: 400

ServiceUnavailableException

The request has failed because the AmazonTransfer Family service is not available.

HTTP Status Code: 500

ThrottlingException

The request was denied due to request throttling.

HTTP Status Code: 400

See Also

For more information about using this API in one of the language-specific Amazon SDKs, see the following:

- [Amazon Command Line Interface](#)
- [Amazon SDK for .NET](#)

- [Amazon SDK for C++](#)
- [Amazon SDK for Go v2](#)
- [Amazon SDK for Java V2](#)
- [Amazon SDK for JavaScript V3](#)
- [Amazon SDK for PHP V3](#)
- [Amazon SDK for Python](#)
- [Amazon SDK for Ruby V3](#)

UpdateProfile

Updates some of the parameters for an existing profile. Provide the `ProfileId` for the profile that you want to update, along with the new values for the parameters to update.

Request Syntax

```
{
  "CertificateIds": [ "string" ],
  "ProfileId": "string"
}
```

Request Parameters

For information about the parameters that are common to all actions, see [Common Parameters](#).

The request accepts the following data in JSON format.

CertificateIds

An array of identifiers for the imported certificates. You use this identifier for working with profiles and partner profiles.

Type: Array of strings

Length Constraints: Fixed length of 22.

Pattern: `cert-([0-9a-f]{17})`

Required: No

ProfileId

The identifier of the profile object that you are updating.

Type: String

Length Constraints: Fixed length of 19.

Pattern: `p-([0-9a-f]{17})`

Required: Yes

Response Syntax

```
{  
  "ProfileId": "string"  
}
```

Response Elements

If the action is successful, the service sends back an HTTP 200 response.

The following data is returned in JSON format by the service.

ProfileId

Returns the identifier for the profile that's being updated.

Type: String

Length Constraints: Fixed length of 19.

Pattern: p-([0-9a-f]{17})

Errors

For information about the errors that are common to all actions, see [Common Errors](#).

InternalServerError

This exception is thrown when an error occurs in the Amazon Transfer Family service.

HTTP Status Code: 500

InvalidRequestException

This exception is thrown when the client submits a malformed request.

HTTP Status Code: 400

ResourceNotFoundException

This exception is thrown when a resource is not found by the AmazonTransfer Family service.

HTTP Status Code: 400

ServiceUnavailableException

The request has failed because the AmazonTransfer Family service is not available.

HTTP Status Code: 500

ThrottlingException

The request was denied due to request throttling.

HTTP Status Code: 400

See Also

For more information about using this API in one of the language-specific Amazon SDKs, see the following:

- [Amazon Command Line Interface](#)
- [Amazon SDK for .NET](#)
- [Amazon SDK for C++](#)
- [Amazon SDK for Go v2](#)
- [Amazon SDK for Java V2](#)
- [Amazon SDK for JavaScript V3](#)
- [Amazon SDK for PHP V3](#)
- [Amazon SDK for Python](#)
- [Amazon SDK for Ruby V3](#)

UpdateServer

Updates the file transfer protocol-enabled server's properties after that server has been created.

The UpdateServer call returns the ServerId of the server you updated.

Request Syntax

```
{
  "Certificate": "string",
  "EndpointDetails": {
    "AddressAllocationIds": [ "string" ],
    "SecurityGroupIds": [ "string" ],
    "SubnetIds": [ "string" ],
    "VpcEndpointId": "string",
    "VpcId": "string"
  },
  "EndpointType": "string",
  "HostKey": "string",
  "IdentityProviderDetails": {
    "DirectoryId": "string",
    "Function": "string",
    "InvocationRole": "string",
    "SftpAuthenticationMethods": "string",
    "Url": "string"
  },
  "LoggingRole": "string",
  "PostAuthenticationLoginBanner": "string",
  "PreAuthenticationLoginBanner": "string",
  "ProtocolDetails": {
    "As2Transports": [ "string" ],
    "PassiveIp": "string",
    "SetStatOption": "string",
    "TlsSessionResumptionMode": "string"
  },
  "Protocols": [ "string" ],
  "S3StorageOptions": {
    "DirectoryListingOptimization": "string"
  },
  "SecurityPolicyName": "string",
  "ServerId": "string",
  "StructuredLogDestinations": [ "string" ],
  "WorkflowDetails": {
```



```
  "OnPartialUpload": [
    {
      "ExecutionRole": "string",
      "WorkflowId": "string"
    }
  ],
  "OnUpload": [
    {
      "ExecutionRole": "string",
      "WorkflowId": "string"
    }
  ]
}
```

Request Parameters

For information about the parameters that are common to all actions, see [Common Parameters](#).

The request accepts the following data in JSON format.

Certificate

The Amazon Resource Name (ARN) of the AmazonCertificate Manager (ACM) certificate. Required when `Protocols` is set to `FTPS`.

To request a new public certificate, see [Request a public certificate](#) in the *AmazonCertificate Manager User Guide*.

To import an existing certificate into ACM, see [Importing certificates into ACM](#) in the *AmazonCertificate Manager User Guide*.

To request a private certificate to use FTPS through private IP addresses, see [Request a private certificate](#) in the *AmazonCertificate Manager User Guide*.

Certificates with the following cryptographic algorithms and key sizes are supported:

- 2048-bit RSA (RSA_2048)
- 4096-bit RSA (RSA_4096)
- Elliptic Prime Curve 256 bit (EC_prime256v1)
- Elliptic Prime Curve 384 bit (EC_secp384r1)
- Elliptic Prime Curve 521 bit (EC_secp521r1)

Note

The certificate must be a valid SSL/TLS X.509 version 3 certificate with FQDN or IP address specified and information about the issuer.

Type: String

Length Constraints: Minimum length of 0. Maximum length of 1600.

Required: No

EndpointDetails

The virtual private cloud (VPC) endpoint settings that are configured for your server. When you host your endpoint within your VPC, you can make your endpoint accessible only to resources within your VPC, or you can attach Elastic IP addresses and make your endpoint accessible to clients over the internet. Your VPC's default security groups are automatically assigned to your endpoint.

Type: [EndpointDetails](#) object

Required: No

EndpointType

The type of endpoint that you want your server to use. You can choose to make your server's endpoint publicly accessible (PUBLIC) or host it inside your VPC. With an endpoint that is hosted in a VPC, you can restrict access to your server and resources only within your VPC or choose to make it internet facing by attaching Elastic IP addresses directly to it.

Note

After May 19, 2021, you won't be able to create a server using `EndpointType=VPC_ENDPOINT` in your Amazon Web Services account if your account hasn't already done so before May 19, 2021. If you have already created servers with `EndpointType=VPC_ENDPOINT` in your Amazon Web Services account on or before May 19, 2021, you will not be affected. After this date, use `EndpointType=VPC`. For more information, see [Discontinuing the use of VPC_ENDPOINT](#). It is recommended that you use VPC as the `EndpointType`. With this endpoint type, you have the option to directly associate up to three Elastic IPv4 addresses (BYO IP

included) with your server's endpoint and use VPC security groups to restrict traffic by the client's public IP address. This is not possible with `EndpointType` set to `VPC_ENDPOINT`.

Type: String

Valid Values: PUBLIC | VPC | VPC_ENDPOINT

Required: No

HostKey

The RSA, ECDSA, or ED25519 private key to use for your SFTP-enabled server. You can add multiple host keys, in case you want to rotate keys, or have a set of active keys that use different algorithms.

Use the following command to generate an RSA 2048 bit key with no passphrase:

```
ssh-keygen -t rsa -b 2048 -N "" -m PEM -f my-new-server-key.
```

Use a minimum value of 2048 for the `-b` option. You can create a stronger key by using 3072 or 4096.

Use the following command to generate an ECDSA 256 bit key with no passphrase:

```
ssh-keygen -t ecdsa -b 256 -N "" -m PEM -f my-new-server-key.
```

Valid values for the `-b` option for ECDSA are 256, 384, and 521.

Use the following command to generate an ED25519 key with no passphrase:

```
ssh-keygen -t ed25519 -N "" -f my-new-server-key.
```

For all of these commands, you can replace *my-new-server-key* with a string of your choice.

Important

If you aren't planning to migrate existing users from an existing SFTP-enabled server to a new server, don't update the host key. Accidentally changing a server's host key can be disruptive.

For more information, see [Update host keys for your SFTP-enabled server](#) in the *Amazon Transfer Family User Guide*.

Type: String

Length Constraints: Minimum length of 0. Maximum length of 4096.

Required: No

IdentityProviderDetails

An array containing all of the information required to call a customer's authentication API method.

Type: [IdentityProviderDetails](#) object

Required: No

LoggingRole

The Amazon Resource Name (ARN) of the Amazon Identity and Access Management (IAM) role that allows a server to turn on Amazon CloudWatch logging for Amazon S3 or Amazon EFS events. When set, you can view user activity in your CloudWatch logs.

Type: String

Length Constraints: Minimum length of 0. Maximum length of 2048.

Pattern: (`|arn:.*role/\S+`)

Required: No

PostAuthenticationLoginBanner

Specifies a string to display when users connect to a server. This string is displayed after the user authenticates.

Note

The SFTP protocol does not support post-authentication display banners.

Type: String

Length Constraints: Minimum length of 0. Maximum length of 4096.

Pattern: `[\x09-\x0D\x20-\x7E]*`

Required: No

PreAuthenticationLoginBanner

Specifies a string to display when users connect to a server. This string is displayed before the user authenticates. For example, the following banner displays details about using the system:

```
This system is for the use of authorized users only. Individuals using
this computer system without authority, or in excess of their authority,
are subject to having all of their activities on this system monitored
and recorded by system personnel.
```

Type: String

Length Constraints: Minimum length of 0. Maximum length of 4096.

Pattern: `[\x09-\x0D\x20-\x7E]*`

Required: No

ProtocolDetails

The protocol settings that are configured for your server.

- To indicate passive mode (for FTP and FTPS protocols), use the `PassiveIp` parameter. Enter a single dotted-quad IPv4 address, such as the external IP address of a firewall, router, or load balancer.
- To ignore the error that is generated when the client attempts to use the `SETSTAT` command on a file that you are uploading to an Amazon S3 bucket, use the `SetStatOption` parameter. To have the Amazon Transfer Family server ignore the `SETSTAT` command and upload files without needing to make any changes to your SFTP client, set the value to `ENABLE_NO_OP`. If you set the `SetStatOption` parameter to `ENABLE_NO_OP`, Transfer Family generates a log entry to Amazon CloudWatch Logs, so that you can determine when the client is making a `SETSTAT` call.
- To determine whether your Amazon Transfer Family server resumes recent, negotiated sessions through a unique session ID, use the `TlsSessionResumptionMode` parameter.
- `As2Transports` indicates the transport method for the AS2 messages. Currently, only HTTP is supported.

Type: [ProtocolDetails](#) object

Required: No

Protocols

Specifies the file transfer protocol or protocols over which your file transfer protocol client can connect to your server's endpoint. The available protocols are:

- SFTP (Secure Shell (SSH) File Transfer Protocol): File transfer over SSH
- FTPS (File Transfer Protocol Secure): File transfer with TLS encryption
- FTP (File Transfer Protocol): Unencrypted file transfer
- AS2 (Applicability Statement 2): used for transporting structured business-to-business data

Note

- If you select FTPS, you must choose a certificate stored in Amazon Certificate Manager (ACM) which is used to identify your server when clients connect to it over FTPS.
- If `Protocol` includes either FTP or FTPS, then the `EndpointType` must be VPC and the `IdentityProviderType` must be either `AWS_DIRECTORY_SERVICE`, `AWS_LAMBDA`, or `API_GATEWAY`.
- If `Protocol` includes FTP, then `AddressAllocationIds` cannot be associated.
- If `Protocol` is set only to SFTP, the `EndpointType` can be set to PUBLIC and the `IdentityProviderType` can be set any of the supported identity types: `SERVICE_MANAGED`, `AWS_DIRECTORY_SERVICE`, `AWS_LAMBDA`, or `API_GATEWAY`.
- If `Protocol` includes AS2, then the `EndpointType` must be VPC, and domain must be Amazon S3.

Type: Array of strings

Array Members: Minimum number of 1 item. Maximum number of 4 items.

Valid Values: SFTP | FTP | FTPS | AS2

Required: No

S3StorageOptions

Specifies whether or not performance for your Amazon S3 directories is optimized. This is disabled by default.

By default, home directory mappings have a TYPE of DIRECTORY. If you enable this option, you would then need to explicitly set the HomeDirectoryMapEntry Type to FILE if you want a mapping to have a file target.

Type: [S3StorageOptions](#) object

Required: No

SecurityPolicyName

Specifies the name of the security policy for the server.

Type: String

Length Constraints: Minimum length of 0. Maximum length of 100.

Pattern: Transfer[A-Za-z0-9]*SecurityPolicy-[A-Za-z0-9-]+

Required: No

ServerId

A system-assigned unique identifier for a server instance that the Transfer Family user is assigned to.

Type: String

Length Constraints: Fixed length of 19.

Pattern: s-([0-9a-f]{17})

Required: Yes

StructuredLogDestinations

Specifies the log groups to which your server logs are sent.

To specify a log group, you must provide the ARN for an existing log group. In this case, the format of the log group is as follows:

```
arn:aws:logs:region-name:amazon-account-id:log-group:log-group-name:*
```

For example, `arn:aws:logs:us-east-1:111122223333:log-group:mytestgroup:*`

If you have previously specified a log group for a server, you can clear it, and in effect turn off structured logging, by providing an empty value for this parameter in an `update-server` call. For example:

```
update-server --server-id s-1234567890abcdef0 --structured-log-destinations
```

Type: Array of strings

Array Members: Minimum number of 0 items. Maximum number of 1 item.

Length Constraints: Minimum length of 20. Maximum length of 1600.

Pattern: `arn:\S+`

Required: No

[WorkflowDetails](#)

Specifies the workflow ID for the workflow to assign and the execution role that's used for executing the workflow.

In addition to a workflow to execute when a file is uploaded completely, `WorkflowDetails` can also contain a workflow ID (and execution role) for a workflow to execute on partial upload. A partial upload occurs when the server session disconnects while the file is still being uploaded.

To remove an associated workflow from a server, you can provide an empty `OnUpload` object, as in the following example.

```
aws transfer update-server --server-id s-01234567890abcdef --workflow-details '{"OnUpload":[]}'
```

Type: [WorkflowDetails](#) object

Required: No

Response Syntax

```
{  
  "ServerId": "string"  
}
```


Response Elements

If the action is successful, the service sends back an HTTP 200 response.

The following data is returned in JSON format by the service.

ServerId

A system-assigned unique identifier for a server that the Transfer Family user is assigned to.

Type: String

Length Constraints: Fixed length of 19.

Pattern: s-([0-9a-f]{17})

Errors

For information about the errors that are common to all actions, see [Common Errors](#).

AccessDeniedException

You do not have sufficient access to perform this action.

HTTP Status Code: 400

ConflictException

This exception is thrown when the `UpdateServer` is called for a file transfer protocol-enabled server that has VPC as the endpoint type and the server's `VpcEndpointID` is not in the available state.

HTTP Status Code: 400

InternalServiceError

This exception is thrown when an error occurs in the Amazon Transfer Family service.

HTTP Status Code: 500

InvalidRequestException

This exception is thrown when the client submits a malformed request.

HTTP Status Code: 400

ResourceExistsException

The requested resource does not exist, or exists in a region other than the one specified for the command.

HTTP Status Code: 400

ResourceNotFoundException

This exception is thrown when a resource is not found by the AmazonTransfer Family service.

HTTP Status Code: 400

ServiceUnavailableException

The request has failed because the AmazonTransfer Family service is not available.

HTTP Status Code: 500

ThrottlingException

The request was denied due to request throttling.

HTTP Status Code: 400

Examples

Example

The following example updates the role of a server.

Sample Request

```
{
  "EndpointDetails": {
    "VpcEndpointId": "vpce-01234f056f3g13",
    "LoggingRole": "CloudWatchS3Events",
    "ServerId": "s-01234567890abcdef"
  }
}
```

Example

The following example removes any associated workflows from the server.

Sample Request

```
aws transfer update-server --server-id s-01234567890abcdef --workflow-details
'{"OnUpload":[]}'
```

Example

This is a sample response for this API call.

Sample Response

```
{
  "ServerId": "s-01234567890abcdef"
}
```

See Also

For more information about using this API in one of the language-specific Amazon SDKs, see the following:

- [Amazon Command Line Interface](#)
- [Amazon SDK for .NET](#)
- [Amazon SDK for C++](#)
- [Amazon SDK for Go v2](#)
- [Amazon SDK for Java V2](#)
- [Amazon SDK for JavaScript V3](#)
- [Amazon SDK for PHP V3](#)
- [Amazon SDK for Python](#)
- [Amazon SDK for Ruby V3](#)

UpdateUser

Assigns new properties to a user. Parameters you pass modify any or all of the following: the home directory, role, and policy for the `UserName` and `ServerId` you specify.

The response returns the `ServerId` and the `UserName` for the updated user.

In the console, you can select *Restricted* when you create or update a user. This ensures that the user can't access anything outside of their home directory. The programmatic way to configure this behavior is to update the user. Set their `HomeDirectoryType` to `LOGICAL`, and specify `HomeDirectoryMappings` with `Entry` as root (`/`) and `Target` as their home directory.

For example, if the user's home directory is `/test/admin-user`, the following command updates the user so that their configuration in the console shows the *Restricted* flag as selected.

```
aws transfer update-user --server-id <server-id> --user-name admin-user --
home-directory-type LOGICAL --home-directory-mappings "[{\\"Entry\\":\\"/\\",
\\"Target\\":\\"/test/admin-user\\"}]"
```

Request Syntax

```
{
  "HomeDirectory": "string",
  "HomeDirectoryMappings": [
    {
      "Entry": "string",
      "Target": "string",
      "Type": "string"
    }
  ],
  "HomeDirectoryType": "string",
  "Policy": "string",
  "PosixProfile": {
    "Gid": number,
    "SecondaryGids": [ number ],
    "Uid": number
  },
  "Role": "string",
  "ServerId": "string",
  "UserName": "string"
}
```

Request Parameters

For information about the parameters that are common to all actions, see [Common Parameters](#).

The request accepts the following data in JSON format.

HomeDirectory

The landing directory (folder) for a user when they log in to the server using the client.

A HomeDirectory example is `/bucket_name/home/mydirectory`.

Note

The HomeDirectory parameter is only used if HomeDirectoryType is set to PATH.

Type: String

Length Constraints: Minimum length of 0. Maximum length of 1024.

Pattern: (|/.*)

Required: No

HomeDirectoryMappings

Logical directory mappings that specify what Amazon S3 or Amazon EFS paths and keys should be visible to your user and how you want to make them visible. You must specify the Entry and Target pair, where Entry shows how the path is made visible and Target is the actual Amazon S3 or Amazon EFS path. If you only specify a target, it is displayed as is. You also must ensure that your Amazon Identity and Access Management (IAM) role provides access to paths in Target. This value can be set only when HomeDirectoryType is set to *LOGICAL*.

The following is an Entry and Target pair example.

```
[ { "Entry": "/directory1", "Target": "/bucket_name/home/mydirectory" } ]
```

In most cases, you can use this value instead of the session policy to lock down your user to the designated home directory ("chroot"). To do this, you can set Entry to '/' and set Target to the HomeDirectory parameter value.

The following is an Entry and Target pair example for chroot.

```
[ { "Entry": "/", "Target": "/bucket_name/home/mydirectory" } ]
```

Type: Array of [HomeDirectoryMapEntry](#) objects

Array Members: Minimum number of 1 item. Maximum number of 50000 items.

Required: No

[HomeDirectoryType](#)

The type of landing directory (folder) that you want your users' home directory to be when they log in to the server. If you set it to PATH, the user will see the absolute Amazon S3 bucket or Amazon EFS path as is in their file transfer protocol clients. If you set it to LOGICAL, you need to provide mappings in the HomeDirectoryMappings for how you want to make Amazon S3 or Amazon EFS paths visible to your users.

Note

If HomeDirectoryType is LOGICAL, you must provide mappings, using the HomeDirectoryMappings parameter. If, on the other hand, HomeDirectoryType is PATH, you provide an absolute path using the HomeDirectory parameter. You cannot have both HomeDirectory and HomeDirectoryMappings in your template.

Type: String

Valid Values: PATH | LOGICAL

Required: No

[Policy](#)

A session policy for your user so that you can use the same Amazon Identity and Access Management (IAM) role across multiple users. This policy scopes down a user's access to portions of their Amazon S3 bucket. Variables that you can use inside this policy include `${Transfer:UserName}`, `${Transfer:HomeDirectory}`, and `${Transfer:HomeBucket}`.

Note

This policy applies only when the domain of ServerId is Amazon S3. Amazon EFS does not use session policies.

For session policies, Amazon Transfer Family stores the policy as a JSON blob, instead of the Amazon Resource Name (ARN) of the policy. You save the policy as a JSON blob and pass it in the `Policy` argument.

For an example of a session policy, see [Example session policy](#).

For more information, see [AssumeRole](#) in the *Amazon Security Token Service API Reference*.

Type: String

Length Constraints: Minimum length of 0. Maximum length of 2048.

Required: No

[PosixProfile](#)

Specifies the full POSIX identity, including user ID (`Uid`), group ID (`Gid`), and any secondary groups IDs (`SecondaryGids`), that controls your users' access to your Amazon Elastic File Systems (Amazon EFS). The POSIX permissions that are set on files and directories in your file system determines the level of access your users get when transferring files into and out of your Amazon EFS file systems.

Type: [PosixProfile](#) object

Required: No

[Role](#)

The Amazon Resource Name (ARN) of the Amazon Identity and Access Management (IAM) role that controls your users' access to your Amazon S3 bucket or Amazon EFS file system. The policies attached to this role determine the level of access that you want to provide your users when transferring files into and out of your Amazon S3 bucket or Amazon EFS file system. The IAM role should also contain a trust relationship that allows the server to access your resources when servicing your users' transfer requests.

Type: String

Length Constraints: Minimum length of 20. Maximum length of 2048.

Pattern: `arn:.*role/\S+`

Required: No

ServerId

A system-assigned unique identifier for a Transfer Family server instance that the user is assigned to.

Type: String

Length Constraints: Fixed length of 19.

Pattern: `s-([0-9a-f]{17})`

Required: Yes

UserName

A unique string that identifies a user and is associated with a server as specified by the `ServerId`. This user name must be a minimum of 3 and a maximum of 100 characters long. The following are valid characters: a-z, A-Z, 0-9, underscore '_', hyphen '-', period '.', and at sign '@'. The user name can't start with a hyphen, period, or at sign.

Type: String

Length Constraints: Minimum length of 3. Maximum length of 100.

Pattern: `[\w][\w@.-]{2,99}`

Required: Yes

Response Syntax

```
{
  "ServerId": "string",
  "UserName": "string"
}
```

Response Elements

If the action is successful, the service sends back an HTTP 200 response.

The following data is returned in JSON format by the service.

ServerId

A system-assigned unique identifier for a Transfer Family server instance that the account is assigned to.

Type: String

Length Constraints: Fixed length of 19.

Pattern: s-([0-9a-f]{17})

UserName

The unique identifier for a user that is assigned to a server instance that was specified in the request.

Type: String

Length Constraints: Minimum length of 3. Maximum length of 100.

Pattern: [\w][\w@.-]{2,99}

Errors

For information about the errors that are common to all actions, see [Common Errors](#).

InternalServerError

This exception is thrown when an error occurs in the Amazon Transfer Family service.

HTTP Status Code: 500

InvalidRequestException

This exception is thrown when the client submits a malformed request.

HTTP Status Code: 400

ResourceNotFoundException

This exception is thrown when a resource is not found by the AmazonTransfer Family service.

HTTP Status Code: 400

ServiceUnavailableException

The request has failed because the AmazonTransfer Family service is not available.

HTTP Status Code: 500

ThrottlingException

The request was denied due to request throttling.

HTTP Status Code: 400

Examples

Example

The following example updates a Transfer Family user.

Sample Request

```
{
  "HomeDirectory": "/bucket2/documentation",
  "HomeDirectoryMappings": [
    {
      "Entry": "/directory1",
      "Target": "/bucket_name/home/mydirectory"
    }
  ],
  "HomeDirectoryType": "PATH",
  "Role": "AssumeRole",
  "ServerId": "s-01234567890abcdef",
  "UserName": "my_user"
}
```

Example

This is a sample response for this API call.

Sample Response

```
{
  "ServerId": "s-01234567890abcdef",
```

```
"UserName": "my_user"  
}
```

See Also

For more information about using this API in one of the language-specific Amazon SDKs, see the following:

- [Amazon Command Line Interface](#)
- [Amazon SDK for .NET](#)
- [Amazon SDK for C++](#)
- [Amazon SDK for Go v2](#)
- [Amazon SDK for Java V2](#)
- [Amazon SDK for JavaScript V3](#)
- [Amazon SDK for PHP V3](#)
- [Amazon SDK for Python](#)
- [Amazon SDK for Ruby V3](#)

Data Types

The Amazon Transfer Family API contains several data types that various actions use. This section describes each data type in detail.

Note

The order of each element in a data type structure is not guaranteed. Applications should not assume a particular order.

The following data types are supported:

- [As2ConnectorConfig](#)
- [CopyStepDetails](#)
- [CustomStepDetails](#)
- [DecryptStepDetails](#)
- [DeleteStepDetails](#)
- [DescribedAccess](#)
- [DescribedAgreement](#)
- [DescribedCertificate](#)
- [DescribedConnector](#)
- [DescribedExecution](#)
- [DescribedHostKey](#)
- [DescribedProfile](#)
- [DescribedSecurityPolicy](#)
- [DescribedServer](#)
- [DescribedUser](#)
- [DescribedWorkflow](#)
- [EfsFileLocation](#)
- [EndpointDetails](#)
- [ExecutionError](#)
- [ExecutionResults](#)

- [ExecutionStepResult](#)
- [FileLocation](#)
- [HomeDirectoryMapEntry](#)
- [IdentityProviderDetails](#)
- [InputFileLocation](#)
- [ListedAccess](#)
- [ListedAgreement](#)
- [ListedCertificate](#)
- [ListedConnector](#)
- [ListedExecution](#)
- [ListedHostKey](#)
- [ListedProfile](#)
- [ListedServer](#)
- [ListedUser](#)
- [ListedWorkflow](#)
- [LoggingConfiguration](#)
- [PosixProfile](#)
- [ProtocolDetails](#)
- [S3FileLocation](#)
- [S3InputFileLocation](#)
- [S3StorageOptions](#)
- [S3Tag](#)
- [ServiceMetadata](#)
- [SftpConnectorConfig](#)
- [SshPublicKey](#)
- [Tag](#)
- [TagStepDetails](#)
- [UserDetails](#)
- [WorkflowDetail](#)
- [WorkflowDetails](#)

- [WorkflowStep](#)

As2ConnectorConfig

Contains the details for an AS2 connector object. The connector object is used for AS2 outbound processes, to connect the Amazon Transfer Family customer with the trading partner.

Contents

BasicAuthSecretId

Provides Basic authentication support to the AS2 Connectors API. To use Basic authentication, you must provide the name or Amazon Resource Name (ARN) of a secret in Amazon Secrets Manager.

The default value for this parameter is `null`, which indicates that Basic authentication is not enabled for the connector.

If the connector should use Basic authentication, the secret needs to be in the following format:

```
{ "Username": "user-name", "Password": "user-password" }
```

Replace `user-name` and `user-password` with the credentials for the actual user that is being authenticated.

Note the following:

- You are storing these credentials in Secrets Manager, *not passing them directly* into this API.
- If you are using the API, SDKs, or CloudFormation to configure your connector, then you must create the secret before you can enable Basic authentication. However, if you are using the Amazon management console, you can have the system create the secret for you.

If you have previously enabled Basic authentication for a connector, you can disable it by using the `UpdateConnector` API call. For example, if you are using the CLI, you can run the following command to remove Basic authentication:

```
update-connector --connector-id my-connector-id --as2-config  
'BasicAuthSecretId=""'
```

Type: String

Length Constraints: Minimum length of 0. Maximum length of 2048.

Required: No

Compression

Specifies whether the AS2 file is compressed.

Type: String

Valid Values: ZLIB | DISABLED

Required: No

EncryptionAlgorithm

The algorithm that is used to encrypt the file.

Note the following:

- Do not use the DES_EDE3_CBC algorithm unless you must support a legacy client that requires it, as it is a weak encryption algorithm.
- You can only specify NONE if the URL for your connector uses HTTPS. Using HTTPS ensures that no traffic is sent in clear text.

Type: String

Valid Values: AES128_CBC | AES192_CBC | AES256_CBC | DES_EDE3_CBC | NONE

Required: No

LocalProfileId

A unique identifier for the AS2 local profile.

Type: String

Length Constraints: Fixed length of 19.

Pattern: p-([0-9a-f]{17})

Required: No

MdnResponse

Used for outbound requests (from an Amazon Transfer Family server to a partner AS2 server) to determine whether the partner response for transfers is synchronous or asynchronous. Specify either of the following values:

- SYNC: The system expects a synchronous MDN response, confirming that the file was transferred successfully (or not).
- NONE: Specifies that no MDN response is required.

Type: String

Valid Values: SYNC | NONE

Required: No

MdnSigningAlgorithm

The signing algorithm for the MDN response.

Note

If set to DEFAULT (or not set at all), the value for SigningAlgorithm is used.

Type: String

Valid Values: SHA256 | SHA384 | SHA512 | SHA1 | NONE | DEFAULT

Required: No

MessageSubject

Used as the Subject HTTP header attribute in AS2 messages that are being sent with the connector.

Type: String

Length Constraints: Minimum length of 1. Maximum length of 1024.

Pattern: `[\p{Print}\p{Blank}]+`

Required: No

PartnerProfileId

A unique identifier for the partner profile for the connector.

Type: String

Length Constraints: Fixed length of 19.

Pattern: p-([0-9a-f]{17})

Required: No

SigningAlgorithm

The algorithm that is used to sign the AS2 messages sent with the connector.

Type: String

Valid Values: SHA256 | SHA384 | SHA512 | SHA1 | NONE

Required: No

See Also

For more information about using this API in one of the language-specific Amazon SDKs, see the following:

- [Amazon SDK for C++](#)
- [Amazon SDK for Java V2](#)
- [Amazon SDK for Ruby V3](#)

CopyStepDetails

Each step type has its own `StepDetails` structure.

Contents

DestinationFileLocation

Specifies the location for the file being copied. Use `${Transfer:UserName}` or `${Transfer:UploadDate}` in this field to parametrize the destination prefix by username or uploaded date.

- Set the value of `DestinationFileLocation` to `${Transfer:UserName}` to copy uploaded files to an Amazon S3 bucket that is prefixed with the name of the Transfer Family user that uploaded the file.
- Set the value of `DestinationFileLocation` to `${Transfer:UploadDate}` to copy uploaded files to an Amazon S3 bucket that is prefixed with the date of the upload.

Note

The system resolves `UploadDate` to a date format of `YYYY-MM-DD`, based on the date the file is uploaded in UTC.

Type: [InputFileLocation](#) object

Required: No

Name

The name of the step, used as an identifier.

Type: String

Length Constraints: Minimum length of 0. Maximum length of 30.

Pattern: `[\w-]*`

Required: No

OverwriteExisting

A flag that indicates whether to overwrite an existing file of the same name. The default is `FALSE`.

If the workflow is processing a file that has the same name as an existing file, the behavior is as follows:

- If `OverwriteExisting` is `TRUE`, the existing file is replaced with the file being processed.
- If `OverwriteExisting` is `FALSE`, nothing happens, and the workflow processing stops.

Type: String

Valid Values: `TRUE` | `FALSE`

Required: No

SourceFileLocation

Specifies which file to use as input to the workflow step: either the output from the previous step, or the originally uploaded file for the workflow.

- To use the previous file as the input, enter `${previous.file}`. In this case, this workflow step uses the output file from the previous workflow step as input. This is the default value.
- To use the originally uploaded file location as input for this step, enter `${original.file}`.

Type: String

Length Constraints: Minimum length of 0. Maximum length of 256.

Pattern: `^\$\{(\w+.\w+)\}`

Required: No

See Also

For more information about using this API in one of the language-specific Amazon SDKs, see the following:

- [Amazon SDK for C++](#)
- [Amazon SDK for Java V2](#)
- [Amazon SDK for Ruby V3](#)

CustomStepDetails

Each step type has its own StepDetails structure.

Contents

Name

The name of the step, used as an identifier.

Type: String

Length Constraints: Minimum length of 0. Maximum length of 30.

Pattern: `[\w-]*`

Required: No

SourceFileLocation

Specifies which file to use as input to the workflow step: either the output from the previous step, or the originally uploaded file for the workflow.

- To use the previous file as the input, enter `${previous.file}`. In this case, this workflow step uses the output file from the previous workflow step as input. This is the default value.
- To use the originally uploaded file location as input for this step, enter `${original.file}`.

Type: String

Length Constraints: Minimum length of 0. Maximum length of 256.

Pattern: `\$\{(\w+.\w+)\}`

Required: No

Target

The ARN for the Lambda function that is being called.

Type: String

Length Constraints: Minimum length of 0. Maximum length of 170.

Pattern: `arn:[a-z-]+:lambda:.*`

Required: No

TimeoutSeconds

Timeout, in seconds, for the step.

Type: Integer

Valid Range: Minimum value of 1. Maximum value of 1800.

Required: No

See Also

For more information about using this API in one of the language-specific Amazon SDKs, see the following:

- [Amazon SDK for C++](#)
- [Amazon SDK for Java V2](#)
- [Amazon SDK for Ruby V3](#)

DecryptStepDetails

Each step type has its own `StepDetails` structure.

Contents

DestinationFileLocation

Specifies the location for the file being decrypted. Use `${Transfer:UserName}` or `${Transfer:UploadDate}` in this field to parametrize the destination prefix by username or uploaded date.

- Set the value of `DestinationFileLocation` to `${Transfer:UserName}` to decrypt uploaded files to an Amazon S3 bucket that is prefixed with the name of the Transfer Family user that uploaded the file.
- Set the value of `DestinationFileLocation` to `${Transfer:UploadDate}` to decrypt uploaded files to an Amazon S3 bucket that is prefixed with the date of the upload.

Note

The system resolves `UploadDate` to a date format of `YYYY-MM-DD`, based on the date the file is uploaded in UTC.

Type: [InputFileLocation](#) object

Required: Yes

Type

The type of encryption used. Currently, this value must be PGP.

Type: String

Valid Values: PGP

Required: Yes

Name

The name of the step, used as an identifier.

Type: String

Length Constraints: Minimum length of 0. Maximum length of 30.

Pattern: `[\w-]*`

Required: No

OverwriteExisting

A flag that indicates whether to overwrite an existing file of the same name. The default is FALSE.

If the workflow is processing a file that has the same name as an existing file, the behavior is as follows:

- If `OverwriteExisting` is TRUE, the existing file is replaced with the file being processed.
- If `OverwriteExisting` is FALSE, nothing happens, and the workflow processing stops.

Type: String

Valid Values: TRUE | FALSE

Required: No

SourceFileLocation

Specifies which file to use as input to the workflow step: either the output from the previous step, or the originally uploaded file for the workflow.

- To use the previous file as the input, enter `${previous.file}`. In this case, this workflow step uses the output file from the previous workflow step as input. This is the default value.
- To use the originally uploaded file location as input for this step, enter `${original.file}`.

Type: String

Length Constraints: Minimum length of 0. Maximum length of 256.

Pattern: `\$\{(\w+.\w+)\}`

Required: No

See Also

For more information about using this API in one of the language-specific Amazon SDKs, see the following:

- [Amazon SDK for C++](#)
- [Amazon SDK for Java V2](#)
- [Amazon SDK for Ruby V3](#)

DeleteStepDetails

The name of the step, used to identify the delete step.

Contents

Name

The name of the step, used as an identifier.

Type: String

Length Constraints: Minimum length of 0. Maximum length of 30.

Pattern: `[\w-]*`

Required: No

SourceFileLocation

Specifies which file to use as input to the workflow step: either the output from the previous step, or the originally uploaded file for the workflow.

- To use the previous file as the input, enter `${previous.file}`. In this case, this workflow step uses the output file from the previous workflow step as input. This is the default value.
- To use the originally uploaded file location as input for this step, enter `${original.file}`.

Type: String

Length Constraints: Minimum length of 0. Maximum length of 256.

Pattern: `\$\{(\w+.\w+)\}`

Required: No

See Also

For more information about using this API in one of the language-specific Amazon SDKs, see the following:

- [Amazon SDK for C++](#)
- [Amazon SDK for Java V2](#)

- [Amazon SDK for Ruby V3](#)

DescribedAccess

Describes the properties of the access that was specified.

Contents

ExternalId

A unique identifier that is required to identify specific groups within your directory. The users of the group that you associate have access to your Amazon S3 or Amazon EFS resources over the enabled protocols using Amazon Transfer Family. If you know the group name, you can view the SID values by running the following command using Windows PowerShell.

```
Get-ADGroup -Filter {samAccountName -like "YourGroupName*"} -Properties  
* | Select SamAccountName, ObjectSid
```

In that command, replace *YourGroupName* with the name of your Active Directory group.

The regular expression used to validate this parameter is a string of characters consisting of uppercase and lowercase alphanumeric characters with no spaces. You can also include underscores or any of the following characters: =, @, /, -

Type: String

Length Constraints: Minimum length of 1. Maximum length of 256.

Pattern: S-1-[\d-]+

Required: No

HomeDirectory

The landing directory (folder) for a user when they log in to the server using the client.

A `HomeDirectory` example is `/bucket_name/home/mydirectory`.

Note

The `HomeDirectory` parameter is only used if `HomeDirectoryType` is set to `PATH`.

Type: String

Length Constraints: Minimum length of 0. Maximum length of 1024.

Pattern: (|/.*)

Required: No

HomeDirectoryMappings

Logical directory mappings that specify what Amazon S3 or Amazon EFS paths and keys should be visible to your user and how you want to make them visible. You must specify the `Entry` and `Target` pair, where `Entry` shows how the path is made visible and `Target` is the actual Amazon S3 or Amazon EFS path. If you only specify a target, it is displayed as is. You also must ensure that your Amazon Identity and Access Management (IAM) role provides access to paths in `Target`. This value can be set only when `HomeDirectoryType` is set to `LOGICAL`.

In most cases, you can use this value instead of the session policy to lock down the associated access to the designated home directory ("chroot"). To do this, you can set `Entry` to `'/'` and set `Target` to the `HomeDirectory` parameter value.

Type: Array of [HomeDirectoryMapEntry](#) objects

Array Members: Minimum number of 1 item. Maximum number of 50000 items.

Required: No

HomeDirectoryType

The type of landing directory (folder) that you want your users' home directory to be when they log in to the server. If you set it to `PATH`, the user will see the absolute Amazon S3 bucket or Amazon EFS path as is in their file transfer protocol clients. If you set it to `LOGICAL`, you need to provide mappings in the `HomeDirectoryMappings` for how you want to make Amazon S3 or Amazon EFS paths visible to your users.

Note

If `HomeDirectoryType` is `LOGICAL`, you must provide mappings, using the `HomeDirectoryMappings` parameter. If, on the other hand, `HomeDirectoryType` is `PATH`, you provide an absolute path using the `HomeDirectory` parameter. You cannot have both `HomeDirectory` and `HomeDirectoryMappings` in your template.

Type: String

Valid Values: PATH | LOGICAL

Required: No

Policy

A session policy for your user so that you can use the same Amazon Identity and Access Management (IAM) role across multiple users. This policy scopes down a user's access to portions of their Amazon S3 bucket. Variables that you can use inside this policy include `${Transfer:UserName}`, `${Transfer:HomeDirectory}`, and `${Transfer:HomeBucket}`.

Type: String

Length Constraints: Minimum length of 0. Maximum length of 2048.

Required: No

PosixProfile

The full POSIX identity, including user ID (Uid), group ID (Gid), and any secondary groups IDs (SecondaryGids), that controls your users' access to your Amazon EFS file systems. The POSIX permissions that are set on files and directories in your file system determine the level of access your users get when transferring files into and out of your Amazon EFS file systems.

Type: [PosixProfile](#) object

Required: No

Role

The Amazon Resource Name (ARN) of the Amazon Identity and Access Management (IAM) role that controls your users' access to your Amazon S3 bucket or Amazon EFS file system. The policies attached to this role determine the level of access that you want to provide your users when transferring files into and out of your Amazon S3 bucket or Amazon EFS file system. The IAM role should also contain a trust relationship that allows the server to access your resources when servicing your users' transfer requests.

Type: String

Length Constraints: Minimum length of 20. Maximum length of 2048.

Pattern: `arn:.*role/\S+`

Required: No

See Also

For more information about using this API in one of the language-specific Amazon SDKs, see the following:

- [Amazon SDK for C++](#)
- [Amazon SDK for Java V2](#)
- [Amazon SDK for Ruby V3](#)

DescribedAgreement

Describes the properties of an agreement.

Contents

Arn

The unique Amazon Resource Name (ARN) for the agreement.

Type: String

Length Constraints: Minimum length of 20. Maximum length of 1600.

Pattern: `arn:\S+`

Required: Yes

AccessRole

Connectors are used to send files using either the AS2 or SFTP protocol. For the access role, provide the Amazon Resource Name (ARN) of the Amazon Identity and Access Management role to use.

For AS2 connectors

With AS2, you can send files by calling `StartFileTransfer` and specifying the file paths in the request parameter, `SendFilePaths`. We use the file's parent directory (for example, for `--send-file-paths /bucket/dir/file.txt`, parent directory is `/bucket/dir/`) to temporarily store a processed AS2 message file, store the MDN when we receive them from the partner, and write a final JSON file containing relevant metadata of the transmission. So, the `AccessRole` needs to provide read and write access to the parent directory of the file location used in the `StartFileTransfer` request. Additionally, you need to provide read and write access to the parent directory of the files that you intend to send with `StartFileTransfer`.

If you are using Basic authentication for your AS2 connector, the access role requires the `secretsmanager:GetSecretValue` permission for the secret. If the secret is encrypted using a customer-managed key instead of the Amazon managed key in Secrets Manager, then the role also needs the `kms:Decrypt` permission for that key.

For SFTP connectors

Make sure that the access role provides read and write access to the parent directory of the file location that's used in the `StartFileTransfer` request. Additionally, make sure that the role provides `secretsmanager:GetSecretValue` permission to Amazon Secrets Manager.

Type: String

Length Constraints: Minimum length of 20. Maximum length of 2048.

Pattern: `arn:.*role/\S+`

Required: No

AgreementId

A unique identifier for the agreement. This identifier is returned when you create an agreement.

Type: String

Length Constraints: Fixed length of 19.

Pattern: `a-([0-9a-f]{17})`

Required: No

BaseDirectory

The landing directory (folder) for files that are transferred by using the AS2 protocol.

Type: String

Length Constraints: Minimum length of 0. Maximum length of 1024.

Pattern: `(|/.*)`

Required: No

Description

The name or short description that's used to identify the agreement.

Type: String

Length Constraints: Minimum length of 1. Maximum length of 200.

Pattern: `[\p{Graph}]+`

Required: No

LocalProfileId

A unique identifier for the AS2 local profile.

Type: String

Length Constraints: Fixed length of 19.

Pattern: p-([0-9a-f]{17})

Required: No

PartnerProfileId

A unique identifier for the partner profile used in the agreement.

Type: String

Length Constraints: Fixed length of 19.

Pattern: p-([0-9a-f]{17})

Required: No

ServerId

A system-assigned unique identifier for a server instance. This identifier indicates the specific server that the agreement uses.

Type: String

Length Constraints: Fixed length of 19.

Pattern: s-([0-9a-f]{17})

Required: No

Status

The current status of the agreement, either ACTIVE or INACTIVE.

Type: String

Valid Values: ACTIVE | INACTIVE

Required: No

Tags

Key-value pairs that can be used to group and search for agreements.

Type: Array of [Tag](#) objects

Array Members: Minimum number of 1 item. Maximum number of 50 items.

Required: No

See Also

For more information about using this API in one of the language-specific Amazon SDKs, see the following:

- [Amazon SDK for C++](#)
- [Amazon SDK for Java V2](#)
- [Amazon SDK for Ruby V3](#)

DescribedCertificate

Describes the properties of a certificate.

Contents

Arn

The unique Amazon Resource Name (ARN) for the certificate.

Type: String

Length Constraints: Minimum length of 20. Maximum length of 1600.

Pattern: `arn:\S+`

Required: Yes

ActiveDate

An optional date that specifies when the certificate becomes active.

Type: Timestamp

Required: No

Certificate

The file name for the certificate.

Type: String

Length Constraints: Minimum length of 1. Maximum length of 16384.

Pattern: `[\u0009\u000A\u000D\u0020-\u00FF]*`

Required: No

CertificateChain

The list of certificates that make up the chain for the certificate.

Type: String

Length Constraints: Minimum length of 1. Maximum length of 2097152.

Pattern: `[\u0009\u000A\u000D\u0020-\u00FF]*`

Required: No

CertificateId

An array of identifiers for the imported certificates. You use this identifier for working with profiles and partner profiles.

Type: String

Length Constraints: Fixed length of 22.

Pattern: `cert-([0-9a-f]{17})`

Required: No

Description

The name or description that's used to identify the certificate.

Type: String

Length Constraints: Minimum length of 1. Maximum length of 200.

Pattern: `[\p{Graph}]+`

Required: No

InactiveDate

An optional date that specifies when the certificate becomes inactive.

Type: Timestamp

Required: No

NotAfterDate

The final date that the certificate is valid.

Type: Timestamp

Required: No

NotBeforeDate

The earliest date that the certificate is valid.

Type: Timestamp

Required: No

Serial

The serial number for the certificate.

Type: String

Length Constraints: Minimum length of 0. Maximum length of 48.

Pattern: `[\p{XDigit}{2}:?]*`

Required: No

Status

The certificate can be either ACTIVE, PENDING_ROTATION, or INACTIVE. PENDING_ROTATION means that this certificate will replace the current certificate when it expires.

Type: String

Valid Values: ACTIVE | PENDING_ROTATION | INACTIVE

Required: No

Tags

Key-value pairs that can be used to group and search for certificates.

Type: Array of [Tag](#) objects

Array Members: Minimum number of 1 item. Maximum number of 50 items.

Required: No

Type

If a private key has been specified for the certificate, its type is CERTIFICATE_WITH_PRIVATE_KEY. If there is no private key, the type is CERTIFICATE.

Type: String

Valid Values: CERTIFICATE | CERTIFICATE_WITH_PRIVATE_KEY

Required: No

Usage

Specifies how this certificate is used. It can be used in the following ways:

- SIGNING: For signing AS2 messages
- ENCRYPTION: For encrypting AS2 messages
- TLS: For securing AS2 communications sent over HTTPS

Type: String

Valid Values: SIGNING | ENCRYPTION

Required: No

See Also

For more information about using this API in one of the language-specific Amazon SDKs, see the following:

- [Amazon SDK for C++](#)
- [Amazon SDK for Java V2](#)
- [Amazon SDK for Ruby V3](#)

DescribedConnector

Describes the parameters for the connector, as identified by the ConnectorId.

Contents

Arn

The unique Amazon Resource Name (ARN) for the connector.

Type: String

Length Constraints: Minimum length of 20. Maximum length of 1600.

Pattern: arn:\S+

Required: Yes

AccessRole

Connectors are used to send files using either the AS2 or SFTP protocol. For the access role, provide the Amazon Resource Name (ARN) of the Amazon Identity and Access Management role to use.

For AS2 connectors

With AS2, you can send files by calling `StartFileTransfer` and specifying the file paths in the request parameter, `SendFilePaths`. We use the file's parent directory (for example, for `--send-file-paths /bucket/dir/file.txt`, parent directory is `/bucket/dir/`) to temporarily store a processed AS2 message file, store the MDN when we receive them from the partner, and write a final JSON file containing relevant metadata of the transmission. So, the `AccessRole` needs to provide read and write access to the parent directory of the file location used in the `StartFileTransfer` request. Additionally, you need to provide read and write access to the parent directory of the files that you intend to send with `StartFileTransfer`.

If you are using Basic authentication for your AS2 connector, the access role requires the `secretsmanager:GetSecretValue` permission for the secret. If the secret is encrypted using a customer-managed key instead of the Amazon managed key in Secrets Manager, then the role also needs the `kms:Decrypt` permission for that key.

For SFTP connectors

Make sure that the access role provides read and write access to the parent directory of the file location that's used in the `StartFileTransfer` request. Additionally, make sure that the role provides `secretsmanager:GetSecretValue` permission to Amazon Secrets Manager.

Type: String

Length Constraints: Minimum length of 20. Maximum length of 2048.

Pattern: `arn:.*role/\S+`

Required: No

As2Config

A structure that contains the parameters for an AS2 connector object.

Type: [As2ConnectorConfig](#) object

Required: No

ConnectorId

The unique identifier for the connector.

Type: String

Length Constraints: Fixed length of 19.

Pattern: `c-([0-9a-f]{17})`

Required: No

LoggingRole

The Amazon Resource Name (ARN) of the Amazon Identity and Access Management (IAM) role that allows a connector to turn on CloudWatch logging for Amazon S3 events. When set, you can view connector activity in your CloudWatch logs.

Type: String

Length Constraints: Minimum length of 20. Maximum length of 2048.

Pattern: `arn:.*role/\S+`

Required: No

SecurityPolicyName

The text name of the security policy for the specified connector.

Type: String

Length Constraints: Minimum length of 0. Maximum length of 100.

Pattern: TransferSFTPConnectorSecurityPolicy-[A-Za-z0-9-]+

Required: No

ServiceManagedEgressIpAddresses

The list of egress IP addresses of this connector. These IP addresses are assigned automatically when you create the connector.

Type: Array of strings

Pattern: \d{1,3}\.\d{1,3}\.\d{1,3}\.\d{1,3}

Required: No

SftpConfig

A structure that contains the parameters for an SFTP connector object.

Type: [SftpConnectorConfig](#) object

Required: No

Tags

Key-value pairs that can be used to group and search for connectors.

Type: Array of [Tag](#) objects

Array Members: Minimum number of 1 item. Maximum number of 50 items.

Required: No

Url

The URL of the partner's AS2 or SFTP endpoint.

Type: String

Length Constraints: Minimum length of 0. Maximum length of 255.

Required: No

See Also

For more information about using this API in one of the language-specific Amazon SDKs, see the following:

- [Amazon SDK for C++](#)
- [Amazon SDK for Java V2](#)
- [Amazon SDK for Ruby V3](#)

DescribedExecution

The details for an execution object.

Contents

ExecutionId

A unique identifier for the execution of a workflow.

Type: String

Length Constraints: Fixed length of 36.

Pattern: `[0-9a-fA-F]{8}\-[0-9a-fA-F]{4}\-[0-9a-fA-F]{4}\-[0-9a-fA-F]{4}\-[0-9a-fA-F]{12}`

Required: No

ExecutionRole

The IAM role associated with the execution.

Type: String

Length Constraints: Minimum length of 20. Maximum length of 2048.

Pattern: `arn:.*role/\S+`

Required: No

InitialFileLocation

A structure that describes the Amazon S3 or EFS file location. This is the file location when the execution begins: if the file is being copied, this is the initial (as opposed to destination) file location.

Type: [FileLocation](#) object

Required: No

LoggingConfiguration

The IAM logging role associated with the execution.

Type: [LoggingConfiguration](#) object

Required: No

PosixProfile

The full POSIX identity, including user ID (Uid), group ID (Gid), and any secondary groups IDs (SecondaryGids), that controls your users' access to your Amazon EFS file systems. The POSIX permissions that are set on files and directories in your file system determine the level of access your users get when transferring files into and out of your Amazon EFS file systems.

Type: [PosixProfile](#) object

Required: No

Results

A structure that describes the execution results. This includes a list of the steps along with the details of each step, error type and message (if any), and the OnExceptionSteps structure.

Type: [ExecutionResults](#) object

Required: No

ServiceMetadata

A container object for the session details that are associated with a workflow.

Type: [ServiceMetadata](#) object

Required: No

Status

The status is one of the execution. Can be in progress, completed, exception encountered, or handling the exception.

Type: String

Valid Values: IN_PROGRESS | COMPLETED | EXCEPTION | HANDLING_EXCEPTION

Required: No

See Also

For more information about using this API in one of the language-specific Amazon SDKs, see the following:

- [Amazon SDK for C++](#)
- [Amazon SDK for Java V2](#)
- [Amazon SDK for Ruby V3](#)

DescribedHostKey

The details for a server host key.

Contents

Arn

The unique Amazon Resource Name (ARN) for the host key.

Type: String

Length Constraints: Minimum length of 20. Maximum length of 1600.

Pattern: `arn:\S+`

Required: Yes

DateImported

The date on which the host key was added to the server.

Type: Timestamp

Required: No

Description

The text description for this host key.

Type: String

Length Constraints: Minimum length of 0. Maximum length of 200.

Pattern: `[\p{Print}]*`

Required: No

HostKeyFingerprint

The public key fingerprint, which is a short sequence of bytes used to identify the longer public key.

Type: String

Required: No

HostKeyId

A unique identifier for the host key.

Type: String

Length Constraints: Fixed length of 25.

Pattern: `hostkey-[0-9a-f]{17}`

Required: No

Tags

Key-value pairs that can be used to group and search for host keys.

Type: Array of [Tag](#) objects

Array Members: Minimum number of 1 item. Maximum number of 50 items.

Required: No

Type

The encryption algorithm that is used for the host key. The Type parameter is specified by using one of the following values:

- `ssh-rsa`
- `ssh-ed25519`
- `ecdsa-sha2-nistp256`
- `ecdsa-sha2-nistp384`
- `ecdsa-sha2-nistp521`

Type: String

Required: No

See Also

For more information about using this API in one of the language-specific Amazon SDKs, see the following:

- [Amazon SDK for C++](#)
- [Amazon SDK for Java V2](#)
- [Amazon SDK for Ruby V3](#)

DescribedProfile

The details for a local or partner AS2 profile.

Contents

Arn

The unique Amazon Resource Name (ARN) for the profile.

Type: String

Length Constraints: Minimum length of 20. Maximum length of 1600.

Pattern: `arn:\S+`

Required: Yes

As2Id

The As2Id is the *AS2-name*, as defined in the [RFC 4130](#). For inbound transfers, this is the AS2-From header for the AS2 messages sent from the partner. For outbound connectors, this is the AS2-To header for the AS2 messages sent to the partner using the `StartFileTransfer` API operation. This ID cannot include spaces.

Type: String

Length Constraints: Minimum length of 1. Maximum length of 128.

Pattern: `[\p{Print}\s]*`

Required: No

CertificateIds

An array of identifiers for the imported certificates. You use this identifier for working with profiles and partner profiles.

Type: Array of strings

Length Constraints: Fixed length of 22.

Pattern: `cert-([0-9a-f]{17})`

Required: No

ProfileId

A unique identifier for the local or partner AS2 profile.

Type: String

Length Constraints: Fixed length of 19.

Pattern: p-([0-9a-f]{17})

Required: No

ProfileType

Indicates whether to list only LOCAL type profiles or only PARTNER type profiles. If not supplied in the request, the command lists all types of profiles.

Type: String

Valid Values: LOCAL | PARTNER

Required: No

Tags

Key-value pairs that can be used to group and search for profiles.

Type: Array of [Tag](#) objects

Array Members: Minimum number of 1 item. Maximum number of 50 items.

Required: No

See Also

For more information about using this API in one of the language-specific Amazon SDKs, see the following:

- [Amazon SDK for C++](#)
- [Amazon SDK for Java V2](#)
- [Amazon SDK for Ruby V3](#)

DescribedSecurityPolicy

Describes the properties of a security policy that you specify. For more information about security policies, see [Working with security policies for servers](#) or [Working with security policies for SFTP connectors](#).

Contents

SecurityPolicyName

The text name of the specified security policy.

Type: String

Length Constraints: Minimum length of 0. Maximum length of 100.

Pattern: Transfer[A-Za-z0-9]*SecurityPolicy-[A-Za-z0-9-]+

Required: Yes

Fips

Specifies whether this policy enables Federal Information Processing Standards (FIPS). This parameter applies to both server and connector security policies.

Type: Boolean

Required: No

Protocols

Lists the file transfer protocols that the security policy applies to.

Type: Array of strings

Array Members: Minimum number of 1 item. Maximum number of 5 items.

Valid Values: SFTP | FTPS

Required: No

SshCiphers

Lists the enabled Secure Shell (SSH) cipher encryption algorithms in the security policy that is attached to the server or connector. This parameter applies to both server and connector security policies.


Type: Array of strings

Length Constraints: Minimum length of 0. Maximum length of 50.

Required: No

SshHostKeyAlgorithms

Lists the host key algorithms for the security policy.

 **Note**

This parameter only applies to security policies for connectors.

Type: Array of strings

Length Constraints: Minimum length of 0. Maximum length of 50.

Required: No

SshKexs

Lists the enabled SSH key exchange (KEX) encryption algorithms in the security policy that is attached to the server or connector. This parameter applies to both server and connector security policies.

Type: Array of strings

Length Constraints: Minimum length of 0. Maximum length of 50.

Required: No

SshMacs

Lists the enabled SSH message authentication code (MAC) encryption algorithms in the security policy that is attached to the server or connector. This parameter applies to both server and connector security policies.

Type: Array of strings

Length Constraints: Minimum length of 0. Maximum length of 50.

Required: No

TlsCiphers

Lists the enabled Transport Layer Security (TLS) cipher encryption algorithms in the security policy that is attached to the server.

Note

This parameter only applies to security policies for servers.

Type: Array of strings

Length Constraints: Minimum length of 0. Maximum length of 50.

Required: No

Type

The resource type to which the security policy applies, either server or connector.

Type: String

Valid Values: SERVER | CONNECTOR

Required: No

See Also

For more information about using this API in one of the language-specific Amazon SDKs, see the following:

- [Amazon SDK for C++](#)
- [Amazon SDK for Java V2](#)
- [Amazon SDK for Ruby V3](#)

DescribedServer

Describes the properties of a file transfer protocol-enabled server that was specified.

Contents

Arn

Specifies the unique Amazon Resource Name (ARN) of the server.

Type: String

Length Constraints: Minimum length of 20. Maximum length of 1600.

Pattern: `arn:\S+`

Required: Yes

As2ServiceManagedEgressIpAddresses

The list of egress IP addresses of this server. These IP addresses are only relevant for servers that use the AS2 protocol. They are used for sending asynchronous MDNs.

These IP addresses are assigned automatically when you create an AS2 server. Additionally, if you update an existing server and add the AS2 protocol, static IP addresses are assigned as well.

Type: Array of strings

Pattern: `\d{1,3}\.\d{1,3}\.\d{1,3}\.\d{1,3}`

Required: No

Certificate

Specifies the ARN of the AmazonCertificate Manager (ACM) certificate. Required when `Protocols` is set to `FTPS`.

Type: String

Length Constraints: Minimum length of 0. Maximum length of 1600.

Required: No

Domain

Specifies the domain of the storage system that is used for file transfers. There are two domains available: Amazon Simple Storage Service (Amazon S3) and Amazon Elastic File System (Amazon EFS). The default value is S3.

Type: String

Valid Values: S3 | EFS

Required: No

EndpointDetails

The virtual private cloud (VPC) endpoint settings that are configured for your server. When you host your endpoint within your VPC, you can make your endpoint accessible only to resources within your VPC, or you can attach Elastic IP addresses and make your endpoint accessible to clients over the internet. Your VPC's default security groups are automatically assigned to your endpoint.

Type: [EndpointDetails](#) object

Required: No

EndpointType

Defines the type of endpoint that your server is connected to. If your server is connected to a VPC endpoint, your server isn't accessible over the public internet.

Type: String

Valid Values: PUBLIC | VPC | VPC_ENDPOINT

Required: No

HostKeyFingerprint

Specifies the Base64-encoded SHA256 fingerprint of the server's host key. This value is equivalent to the output of the `ssh-keygen -l -f my-new-server-key` command.

Type: String

Required: No

IdentityProviderDetails

Specifies information to call a customer-supplied authentication API. This field is not populated when the `IdentityProviderType` of a server is `AWS_DIRECTORY_SERVICE` or `SERVICE_MANAGED`.

Type: [IdentityProviderDetails](#) object

Required: No

IdentityProviderType

The mode of authentication for a server. The default value is `SERVICE_MANAGED`, which allows you to store and access user credentials within the Amazon Transfer Family service.

Use `AWS_DIRECTORY_SERVICE` to provide access to Active Directory groups in Amazon Directory Service for Microsoft Active Directory or Microsoft Active Directory in your on-premises environment or in Amazon using AD Connector. This option also requires you to provide a Directory ID by using the `IdentityProviderDetails` parameter.

Use the `API_GATEWAY` value to integrate with an identity provider of your choosing. The `API_GATEWAY` setting requires you to provide an Amazon API Gateway endpoint URL to call for authentication by using the `IdentityProviderDetails` parameter.

Use the `AWS_LAMBDA` value to directly use an Amazon Lambda function as your identity provider. If you choose this value, you must specify the ARN for the Lambda function in the `Function` parameter for the `IdentityProviderDetails` data type.

Type: String

Valid Values: `SERVICE_MANAGED` | `API_GATEWAY` | `AWS_DIRECTORY_SERVICE` | `AWS_LAMBDA`

Required: No

LoggingRole

The Amazon Resource Name (ARN) of the Amazon Identity and Access Management (IAM) role that allows a server to turn on Amazon CloudWatch logging for Amazon S3 or Amazon EFS events. When set, you can view user activity in your CloudWatch logs.

Type: String

Length Constraints: Minimum length of 0. Maximum length of 2048.

Pattern: (`|arn:.*role/\S+`)

Required: No

PostAuthenticationLoginBanner

Specifies a string to display when users connect to a server. This string is displayed after the user authenticates.

Note

The SFTP protocol does not support post-authentication display banners.

Type: String

Length Constraints: Minimum length of 0. Maximum length of 4096.

Pattern: [`\x09-\x0D\x20-\x7E`]*

Required: No

PreAuthenticationLoginBanner

Specifies a string to display when users connect to a server. This string is displayed before the user authenticates. For example, the following banner displays details about using the system:

```
This system is for the use of authorized users only. Individuals using
this computer system without authority, or in excess of their authority,
are subject to having all of their activities on this system monitored
and recorded by system personnel.
```

Type: String

Length Constraints: Minimum length of 0. Maximum length of 4096.

Pattern: [`\x09-\x0D\x20-\x7E`]*

Required: No

ProtocolDetails

The protocol settings that are configured for your server.

- To indicate passive mode (for FTP and FTPS protocols), use the `PassiveIp` parameter. Enter a single dotted-quad IPv4 address, such as the external IP address of a firewall, router, or load balancer.
- To ignore the error that is generated when the client attempts to use the `SETSTAT` command on a file that you are uploading to an Amazon S3 bucket, use the `SetStatOption` parameter. To have the Amazon Transfer Family server ignore the `SETSTAT` command and upload files without needing to make any changes to your SFTP client, set the value to `ENABLE_NO_OP`. If you set the `SetStatOption` parameter to `ENABLE_NO_OP`, Transfer Family generates a log entry to Amazon CloudWatch Logs, so that you can determine when the client is making a `SETSTAT` call.
- To determine whether your Amazon Transfer Family server resumes recent, negotiated sessions through a unique session ID, use the `TlsSessionResumptionMode` parameter.
- `As2Transports` indicates the transport method for the AS2 messages. Currently, only HTTP is supported.

Type: [ProtocolDetails](#) object

Required: No

Protocols

Specifies the file transfer protocol or protocols over which your file transfer protocol client can connect to your server's endpoint. The available protocols are:

- SFTP (Secure Shell (SSH) File Transfer Protocol): File transfer over SSH
- FTPS (File Transfer Protocol Secure): File transfer with TLS encryption
- FTP (File Transfer Protocol): Unencrypted file transfer
- AS2 (Applicability Statement 2): used for transporting structured business-to-business data

Note

- If you select FTPS, you must choose a certificate stored in Amazon Certificate Manager (ACM) which is used to identify your server when clients connect to it over FTPS.
- If `Protocol` includes either FTP or FTPS, then the `EndpointType` must be `VPC` and the `IdentityProviderType` must be either `AWS_DIRECTORY_SERVICE`, `AWS_LAMBDA`, or `API_GATEWAY`.
- If `Protocol` includes FTP, then `AddressAllocationIds` cannot be associated.

- If `Protocol` is set only to SFTP, the `EndpointType` can be set to PUBLIC and the `IdentityProviderType` can be set any of the supported identity types: SERVICE_MANAGED, AWS_DIRECTORY_SERVICE, AWS_LAMBDA, or API_GATEWAY.
- If `Protocol` includes AS2, then the `EndpointType` must be VPC, and domain must be Amazon S3.

Type: Array of strings

Array Members: Minimum number of 1 item. Maximum number of 4 items.

Valid Values: SFTP | FTP | FTPS | AS2

Required: No

S3StorageOptions

Specifies whether or not performance for your Amazon S3 directories is optimized. This is disabled by default.

By default, home directory mappings have a `TYPE` of `DIRECTORY`. If you enable this option, you would then need to explicitly set the `HomeDirectoryMapEntry` Type to `FILE` if you want a mapping to have a file target.

Type: [S3StorageOptions](#) object

Required: No

SecurityPolicyName

Specifies the name of the security policy for the server.

Type: String

Length Constraints: Minimum length of 0. Maximum length of 100.

Pattern: `Transfer[A-Za-z0-9]*SecurityPolicy-[A-Za-z0-9-]+`

Required: No

ServerId

Specifies the unique system-assigned identifier for a server that you instantiate.

Type: String

Length Constraints: Fixed length of 19.

Pattern: s-([0-9a-f]{17})

Required: No

State

The condition of the server that was described. A value of `ONLINE` indicates that the server can accept jobs and transfer files. A `State` value of `OFFLINE` means that the server cannot perform file transfer operations.

The states of `STARTING` and `STOPPING` indicate that the server is in an intermediate state, either not fully able to respond, or not fully offline. The values of `START_FAILED` or `STOP_FAILED` can indicate an error condition.

Type: String

Valid Values: `OFFLINE` | `ONLINE` | `STARTING` | `STOPPING` | `START_FAILED` | `STOP_FAILED`

Required: No

StructuredLogDestinations

Specifies the log groups to which your server logs are sent.

To specify a log group, you must provide the ARN for an existing log group. In this case, the format of the log group is as follows:

```
arn:aws:logs:region-name:amazon-account-id:log-group:log-group-name:*
```

For example, `arn:aws:logs:us-east-1:111122223333:log-group:mytestgroup:*`

If you have previously specified a log group for a server, you can clear it, and in effect turn off structured logging, by providing an empty value for this parameter in an `update-server` call. For example:

```
update-server --server-id s-1234567890abcdef0 --structured-log-destinations
```

Type: Array of strings

Array Members: Minimum number of 0 items. Maximum number of 1 item.

Length Constraints: Minimum length of 20. Maximum length of 1600.

Pattern: `arn:\S+`

Required: No

Tags

Specifies the key-value pairs that you can use to search for and group servers that were assigned to the server that was described.

Type: Array of [Tag](#) objects

Array Members: Minimum number of 1 item. Maximum number of 50 items.

Required: No

UserCount

Specifies the number of users that are assigned to a server you specified with the `ServerId`.

Type: Integer

Required: No

WorkflowDetails

Specifies the workflow ID for the workflow to assign and the execution role that's used for executing the workflow.

In addition to a workflow to execute when a file is uploaded completely, `WorkflowDetails` can also contain a workflow ID (and execution role) for a workflow to execute on partial upload. A partial upload occurs when the server session disconnects while the file is still being uploaded.

Type: [WorkflowDetails](#) object

Required: No

See Also

For more information about using this API in one of the language-specific Amazon SDKs, see the following:

- [Amazon SDK for C++](#)
- [Amazon SDK for Java V2](#)
- [Amazon SDK for Ruby V3](#)

DescribedUser

Describes the properties of a user that was specified.

Contents

Arn

Specifies the unique Amazon Resource Name (ARN) for the user that was requested to be described.

Type: String

Length Constraints: Minimum length of 20. Maximum length of 1600.

Pattern: `arn:\S+`

Required: Yes

HomeDirectory

The landing directory (folder) for a user when they log in to the server using the client.

A HomeDirectory example is `/bucket_name/home/mydirectory`.

Note

The HomeDirectory parameter is only used if HomeDirectoryType is set to PATH.

Type: String

Length Constraints: Minimum length of 0. Maximum length of 1024.

Pattern: `(|/.*)`

Required: No

HomeDirectoryMappings

Logical directory mappings that specify what Amazon S3 or Amazon EFS paths and keys should be visible to your user and how you want to make them visible. You must specify the Entry

and Target pair, where Entry shows how the path is made visible and Target is the actual Amazon S3 or Amazon EFS path. If you only specify a target, it is displayed as is. You also must ensure that your Amazon Identity and Access Management (IAM) role provides access to paths in Target. This value can be set only when HomeDirectoryType is set to *LOGICAL*.

In most cases, you can use this value instead of the session policy to lock your user down to the designated home directory ("chroot"). To do this, you can set Entry to '/' and set Target to the HomeDirectory parameter value.

Type: Array of [HomeDirectoryMapEntry](#) objects

Array Members: Minimum number of 1 item. Maximum number of 50000 items.

Required: No

HomeDirectoryType

The type of landing directory (folder) that you want your users' home directory to be when they log in to the server. If you set it to PATH, the user will see the absolute Amazon S3 bucket or Amazon EFS path as is in their file transfer protocol clients. If you set it to LOGICAL, you need to provide mappings in the HomeDirectoryMappings for how you want to make Amazon S3 or Amazon EFS paths visible to your users.

Note

If HomeDirectoryType is LOGICAL, you must provide mappings, using the HomeDirectoryMappings parameter. If, on the other hand, HomeDirectoryType is PATH, you provide an absolute path using the HomeDirectory parameter. You cannot have both HomeDirectory and HomeDirectoryMappings in your template.

Type: String

Valid Values: PATH | LOGICAL

Required: No

Policy

A session policy for your user so that you can use the same Amazon Identity and Access Management (IAM) role across multiple users. This policy scopes down a user's access to

portions of their Amazon S3 bucket. Variables that you can use inside this policy include `${Transfer:UserName}`, `${Transfer:HomeDirectory}`, and `${Transfer:HomeBucket}`.

Type: String

Length Constraints: Minimum length of 0. Maximum length of 2048.

Required: No

PosixProfile

Specifies the full POSIX identity, including user ID (`Uid`), group ID (`Gid`), and any secondary groups IDs (`SecondaryGids`), that controls your users' access to your Amazon Elastic File System (Amazon EFS) file systems. The POSIX permissions that are set on files and directories in your file system determine the level of access your users get when transferring files into and out of your Amazon EFS file systems.

Type: [PosixProfile](#) object

Required: No

Role

The Amazon Resource Name (ARN) of the Amazon Identity and Access Management (IAM) role that controls your users' access to your Amazon S3 bucket or Amazon EFS file system. The policies attached to this role determine the level of access that you want to provide your users when transferring files into and out of your Amazon S3 bucket or Amazon EFS file system. The IAM role should also contain a trust relationship that allows the server to access your resources when servicing your users' transfer requests.

Type: String

Length Constraints: Minimum length of 20. Maximum length of 2048.

Pattern: `arn:.*role/\S+`

Required: No

SshPublicKeys

Specifies the public key portion of the Secure Shell (SSH) keys stored for the described user.

Type: Array of [SshPublicKey](#) objects

Array Members: Minimum number of 0 items. Maximum number of 5 items.

Required: No

Tags

Specifies the key-value pairs for the user requested. Tag can be used to search for and group users for a variety of purposes.

Type: Array of [Tag](#) objects

Array Members: Minimum number of 1 item. Maximum number of 50 items.

Required: No

UserName

Specifies the name of the user that was requested to be described. User names are used for authentication purposes. This is the string that will be used by your user when they log in to your server.

Type: String

Length Constraints: Minimum length of 3. Maximum length of 100.

Pattern: `[\w][\w@.-]{2,99}`

Required: No

See Also

For more information about using this API in one of the language-specific Amazon SDKs, see the following:

- [Amazon SDK for C++](#)
- [Amazon SDK for Java V2](#)
- [Amazon SDK for Ruby V3](#)

DescribedWorkflow

Describes the properties of the specified workflow

Contents

Arn

Specifies the unique Amazon Resource Name (ARN) for the workflow.

Type: String

Length Constraints: Minimum length of 20. Maximum length of 1600.

Pattern: `arn:\S+`

Required: Yes

Description

Specifies the text description for the workflow.

Type: String

Length Constraints: Minimum length of 0. Maximum length of 256.

Pattern: `[\w-]*`

Required: No

OnExceptionSteps

Specifies the steps (actions) to take if errors are encountered during execution of the workflow.

Type: Array of [WorkflowStep](#) objects

Array Members: Minimum number of 0 items. Maximum number of 8 items.

Required: No

Steps

Specifies the details for the steps that are in the specified workflow.

Type: Array of [WorkflowStep](#) objects

Array Members: Minimum number of 0 items. Maximum number of 8 items.

Required: No

Tags

Key-value pairs that can be used to group and search for workflows. Tags are metadata attached to workflows for any purpose.

Type: Array of [Tag](#) objects

Array Members: Minimum number of 1 item. Maximum number of 50 items.

Required: No

WorkflowId

A unique identifier for the workflow.

Type: String

Length Constraints: Fixed length of 19.

Pattern: `w-([a-z0-9]{17})`

Required: No

See Also

For more information about using this API in one of the language-specific Amazon SDKs, see the following:

- [Amazon SDK for C++](#)
- [Amazon SDK for Java V2](#)
- [Amazon SDK for Ruby V3](#)

EfsFileLocation

Specifies the details for the file location for the file that's being used in the workflow. Only applicable if you are using Amazon Elastic File Systems (Amazon EFS) for storage.

Contents

FileSystemId

The identifier of the file system, assigned by Amazon EFS.

Type: String

Length Constraints: Minimum length of 0. Maximum length of 128.

Pattern: `(arn:aws[-a-z]*:elasticfilesystem:[0-9a-z-:]+:(access-point/fsap|file-system/fs)-[0-9a-f]{8,40}|fs(ap)?-[0-9a-f]{8,40})`

Required: No

Path

The pathname for the folder being used by a workflow.

Type: String

Length Constraints: Minimum length of 1. Maximum length of 65536.

Pattern: `[^\x00]+`

Required: No

See Also

For more information about using this API in one of the language-specific Amazon SDKs, see the following:

- [Amazon SDK for C++](#)
- [Amazon SDK for Java V2](#)
- [Amazon SDK for Ruby V3](#)

EndpointDetails

The virtual private cloud (VPC) endpoint settings that are configured for your file transfer protocol-enabled server. With a VPC endpoint, you can restrict access to your server and resources only within your VPC. To control incoming internet traffic, invoke the `UpdateServer` API and attach an Elastic IP address to your server's endpoint.

Note

After May 19, 2021, you won't be able to create a server using `EndpointType=VPC_ENDPOINT` in your Amazon Web Services account if your account hasn't already done so before May 19, 2021. If you have already created servers with `EndpointType=VPC_ENDPOINT` in your Amazon Web Services account on or before May 19, 2021, you will not be affected. After this date, use `EndpointType=VPC`. For more information, see [Discontinuing the use of VPC_ENDPOINT](#). It is recommended that you use VPC as the `EndpointType`. With this endpoint type, you have the option to directly associate up to three Elastic IPv4 addresses (BYO IP included) with your server's endpoint and use VPC security groups to restrict traffic by the client's public IP address. This is not possible with `EndpointType` set to `VPC_ENDPOINT`.

Contents

AddressAllocationIds

A list of address allocation IDs that are required to attach an Elastic IP address to your server's endpoint.

An address allocation ID corresponds to the allocation ID of an Elastic IP address. This value can be retrieved from the `allocationId` field from the Amazon EC2 [Address](#) data type. One way to retrieve this value is by calling the EC2 [DescribeAddresses](#) API.

This parameter is optional. Set this parameter if you want to make your VPC endpoint public-facing. For details, see [Create an internet-facing endpoint for your server](#).

Note

This property can only be set as follows:

- `EndpointType` must be set to `VPC`
- The Transfer Family server must be offline.
- You cannot set this parameter for Transfer Family servers that use the FTP protocol.
- The server must already have `SubnetIds` populated (`SubnetIds` and `AddressAllocationIds` cannot be updated simultaneously).
- `AddressAllocationIds` can't contain duplicates, and must be equal in length to `SubnetIds`. For example, if you have three subnet IDs, you must also specify three address allocation IDs.
- Call the `UpdateServer` API to set or change this parameter.

Type: Array of strings

Required: No

SecurityGroupIds

A list of security groups IDs that are available to attach to your server's endpoint.

Note

This property can only be set when `EndpointType` is set to `VPC`.

You can edit the `SecurityGroupIds` property in the [UpdateServer](#) API only if you are changing the `EndpointType` from `PUBLIC` or `VPC_ENDPOINT` to `VPC`. To change security groups associated with your server's VPC endpoint after creation, use the Amazon EC2 [ModifyVpcEndpoint](#) API.

Type: Array of strings

Length Constraints: Minimum length of 11. Maximum length of 20.

Pattern: `sg-[0-9a-f]{8,17}`

Required: No

SubnetIds

A list of subnet IDs that are required to host your server endpoint in your VPC.

Note

This property can only be set when `EndpointType` is set to `VPC`.

Type: Array of strings

Required: No

VpcEndpointId

The identifier of the VPC endpoint.

Note

This property can only be set when `EndpointType` is set to `VPC_ENDPOINT`. For more information, see [Discontinuing the use of VPC_ENDPOINT](#).

Type: String

Length Constraints: Fixed length of 22.

Pattern: `vpce-[0-9a-f]{17}`

Required: No

VpcId

The VPC identifier of the VPC in which a server's endpoint will be hosted.

Note

This property can only be set when `EndpointType` is set to `VPC`.

Type: String

Required: No

See Also

For more information about using this API in one of the language-specific Amazon SDKs, see the following:

- [Amazon SDK for C++](#)
- [Amazon SDK for Java V2](#)
- [Amazon SDK for Ruby V3](#)

ExecutionError

Specifies the error message and type, for an error that occurs during the execution of the workflow.

Contents

Message

Specifies the descriptive message that corresponds to the `ErrorType`.

Type: String

Required: Yes

Type

Specifies the error type.

- `ALREADY_EXISTS`: occurs for a copy step, if the overwrite option is not selected and a file with the same name already exists in the target location.
- `BAD_REQUEST`: a general bad request: for example, a step that attempts to tag an EFS file returns `BAD_REQUEST`, as only S3 files can be tagged.
- `CUSTOM_STEP_FAILED`: occurs when the custom step provided a callback that indicates failure.
- `INTERNAL_SERVER_ERROR`: a catch-all error that can occur for a variety of reasons.
- `NOT_FOUND`: occurs when a requested entity, for example a source file for a copy step, does not exist.
- `PERMISSION_DENIED`: occurs if your policy does not contain the correct permissions to complete one or more of the steps in the workflow.
- `TIMEOUT`: occurs when the execution times out.

Note

You can set the `TimeoutSeconds` for a custom step, anywhere from 1 second to 1800 seconds (30 minutes).

- `THROTTLED`: occurs if you exceed the new execution refill rate of one workflow per second.

Type: String

Valid Values: PERMISSION_DENIED | CUSTOM_STEP_FAILED | THROTTLED
| ALREADY_EXISTS | NOT_FOUND | BAD_REQUEST | TIMEOUT |
INTERNAL_SERVER_ERROR

Required: Yes

See Also

For more information about using this API in one of the language-specific Amazon SDKs, see the following:

- [Amazon SDK for C++](#)
- [Amazon SDK for Java V2](#)
- [Amazon SDK for Ruby V3](#)

ExecutionResults

Specifies the steps in the workflow, as well as the steps to execute in case of any errors during workflow execution.

Contents

OnExceptionSteps

Specifies the steps (actions) to take if errors are encountered during execution of the workflow.

Type: Array of [ExecutionStepResult](#) objects

Array Members: Minimum number of 1 item. Maximum number of 50 items.

Required: No

Steps

Specifies the details for the steps that are in the specified workflow.

Type: Array of [ExecutionStepResult](#) objects

Array Members: Minimum number of 1 item. Maximum number of 50 items.

Required: No

See Also

For more information about using this API in one of the language-specific Amazon SDKs, see the following:

- [Amazon SDK for C++](#)
- [Amazon SDK for Java V2](#)
- [Amazon SDK for Ruby V3](#)

ExecutionStepResult

Specifies the following details for the step: error (if any), outputs (if any), and the step type.

Contents

Error

Specifies the details for an error, if it occurred during execution of the specified workflow step.

Type: [ExecutionError](#) object

Required: No

Outputs

The values for the key/value pair applied as a tag to the file. Only applicable if the step type is TAG.

Type: String

Length Constraints: Minimum length of 0. Maximum length of 65536.

Required: No

StepType

One of the available step types.

- **COPY** - Copy the file to another location.
- **CUSTOM** - Perform a custom step with an Amazon Lambda function target.
- **DECRYPT** - Decrypt a file that was encrypted before it was uploaded.
- **DELETE** - Delete the file.
- **TAG** - Add a tag to the file.

Type: String

Valid Values: COPY | CUSTOM | TAG | DELETE | DECRYPT

Required: No

See Also

For more information about using this API in one of the language-specific Amazon SDKs, see the following:

- [Amazon SDK for C++](#)
- [Amazon SDK for Java V2](#)
- [Amazon SDK for Ruby V3](#)

FileLocation

Specifies the Amazon S3 or EFS file details to be used in the step.

Contents

EfsFileLocation

Specifies the Amazon EFS identifier and the path for the file being used.

Type: [EfsFileLocation](#) object

Required: No

S3FileLocation

Specifies the S3 details for the file being used, such as bucket, ETag, and so forth.

Type: [S3FileLocation](#) object

Required: No

See Also

For more information about using this API in one of the language-specific Amazon SDKs, see the following:

- [Amazon SDK for C++](#)
- [Amazon SDK for Java V2](#)
- [Amazon SDK for Ruby V3](#)

HomeDirectoryMapEntry

Represents an object that contains entries and targets for HomeDirectoryMappings.

The following is an Entry and Target pair example for chroot.

```
[ { "Entry": "/", "Target": "/bucket_name/home/mydirectory" } ]
```

Contents

Entry

Represents an entry for HomeDirectoryMappings.

Type: String

Length Constraints: Minimum length of 0. Maximum length of 1024.

Pattern: /. *

Required: Yes

Target

Represents the map target that is used in a HomeDirectoryMapEntry.

Type: String

Length Constraints: Minimum length of 0. Maximum length of 1024.

Pattern: /. *

Required: Yes

Type

Specifies the type of mapping. Set the type to FILE if you want the mapping to point to a file, or DIRECTORY for the directory to point to a directory.

Note

By default, home directory mappings have a Type of DIRECTORY when you create a Transfer Family server. You would need to explicitly set Type to FILE if you want a mapping to have a file target.

Type: String

Valid Values: FILE | DIRECTORY

Required: No

See Also

For more information about using this API in one of the language-specific Amazon SDKs, see the following:

- [Amazon SDK for C++](#)
- [Amazon SDK for Java V2](#)
- [Amazon SDK for Ruby V3](#)

IdentityProviderDetails

Returns information related to the type of user authentication that is in use for a file transfer protocol-enabled server's users. A server can have only one method of authentication.

Contents

DirectoryId

The identifier of the Amazon Directory Service directory that you want to use as your identity provider.

Type: String

Length Constraints: Fixed length of 12.

Pattern: `d-[0-9a-f]{10}`

Required: No

Function

The ARN for a Lambda function to use for the Identity provider.

Type: String

Length Constraints: Minimum length of 1. Maximum length of 170.

Pattern: `arn:[a-z-]+:lambda:.*`

Required: No

InvocationRole

This parameter is only applicable if your `IdentityProviderType` is `API_GATEWAY`. Provides the type of `InvocationRole` used to authenticate the user account.

Type: String

Length Constraints: Minimum length of 20. Maximum length of 2048.

Pattern: `arn:.*role/\S+`

Required: No

SftpAuthenticationMethods

For SFTP-enabled servers, and for custom identity providers *only*, you can specify whether to authenticate using a password, SSH key pair, or both.

- `PASSWORD` - users must provide their password to connect.
- `PUBLIC_KEY` - users must provide their private key to connect.
- `PUBLIC_KEY_OR_PASSWORD` - users can authenticate with either their password or their key. This is the default value.
- `PUBLIC_KEY_AND_PASSWORD` - users must provide both their private key and their password to connect. The server checks the key first, and then if the key is valid, the system prompts for a password. If the private key provided does not match the public key that is stored, authentication fails.

Type: String

Valid Values: `PASSWORD` | `PUBLIC_KEY` | `PUBLIC_KEY_OR_PASSWORD` | `PUBLIC_KEY_AND_PASSWORD`

Required: No

Url

Provides the location of the service endpoint used to authenticate users.

Type: String

Length Constraints: Minimum length of 0. Maximum length of 255.

Required: No

See Also

For more information about using this API in one of the language-specific Amazon SDKs, see the following:

- [Amazon SDK for C++](#)
- [Amazon SDK for Java V2](#)
- [Amazon SDK for Ruby V3](#)

InputFileLocation

Specifies the location for the file that's being processed.

Contents

EfsFileLocation

Specifies the details for the Amazon Elastic File System (Amazon EFS) file that's being decrypted.

Type: [EfsFileLocation](#) object

Required: No

S3FileLocation

Specifies the details for the Amazon S3 file that's being copied or decrypted.

Type: [S3InputFileLocation](#) object

Required: No

See Also

For more information about using this API in one of the language-specific Amazon SDKs, see the following:

- [Amazon SDK for C++](#)
- [Amazon SDK for Java V2](#)
- [Amazon SDK for Ruby V3](#)

ListedAccess

Lists the properties for one or more specified associated accesses.

Contents

ExternalId

A unique identifier that is required to identify specific groups within your directory. The users of the group that you associate have access to your Amazon S3 or Amazon EFS resources over the enabled protocols using Amazon Transfer Family. If you know the group name, you can view the SID values by running the following command using Windows PowerShell.

```
Get-ADGroup -Filter {samAccountName -like "YourGroupName*"} -Properties  
* | Select SamAccountName, ObjectSid
```

In that command, replace *YourGroupName* with the name of your Active Directory group.

The regular expression used to validate this parameter is a string of characters consisting of uppercase and lowercase alphanumeric characters with no spaces. You can also include underscores or any of the following characters: =, @, /, -

Type: String

Length Constraints: Minimum length of 1. Maximum length of 256.

Pattern: S-1-[\d-]+

Required: No

HomeDirectory

The landing directory (folder) for a user when they log in to the server using the client.

A HomeDirectory example is `/bucket_name/home/mydirectory`.

Note

The HomeDirectory parameter is only used if HomeDirectoryType is set to PATH.

Type: String

Length Constraints: Minimum length of 0. Maximum length of 1024.

Pattern: (| / . *)

Required: No

HomeDirectoryType

The type of landing directory (folder) that you want your users' home directory to be when they log in to the server. If you set it to `PATH`, the user will see the absolute Amazon S3 bucket or Amazon EFS path as is in their file transfer protocol clients. If you set it to `LOGICAL`, you need to provide mappings in the `HomeDirectoryMappings` for how you want to make Amazon S3 or Amazon EFS paths visible to your users.

Note

If `HomeDirectoryType` is `LOGICAL`, you must provide mappings, using the `HomeDirectoryMappings` parameter. If, on the other hand, `HomeDirectoryType` is `PATH`, you provide an absolute path using the `HomeDirectory` parameter. You cannot have both `HomeDirectory` and `HomeDirectoryMappings` in your template.

Type: String

Valid Values: `PATH` | `LOGICAL`

Required: No

Role

The Amazon Resource Name (ARN) of the Amazon Identity and Access Management (IAM) role that controls your users' access to your Amazon S3 bucket or Amazon EFS file system. The policies attached to this role determine the level of access that you want to provide your users when transferring files into and out of your Amazon S3 bucket or Amazon EFS file system. The IAM role should also contain a trust relationship that allows the server to access your resources when servicing your users' transfer requests.

Type: String

Length Constraints: Minimum length of 20. Maximum length of 2048.

Pattern: `arn:.*role/\S+`

Required: No

See Also

For more information about using this API in one of the language-specific Amazon SDKs, see the following:

- [Amazon SDK for C++](#)
- [Amazon SDK for Java V2](#)
- [Amazon SDK for Ruby V3](#)

ListedAgreement

Describes the properties of an agreement.

Contents

AgreementId

A unique identifier for the agreement. This identifier is returned when you create an agreement.

Type: String

Length Constraints: Fixed length of 19.

Pattern: a-([0-9a-f]{17})

Required: No

Arn

The Amazon Resource Name (ARN) of the specified agreement.

Type: String

Length Constraints: Minimum length of 20. Maximum length of 1600.

Pattern: arn:\S+

Required: No

Description

The current description for the agreement. You can change it by calling the UpdateAgreement operation and providing a new description.

Type: String

Length Constraints: Minimum length of 1. Maximum length of 200.

Pattern: [\p{Graph}]+

Required: No

LocalProfileId

A unique identifier for the AS2 local profile.

Type: String

Length Constraints: Fixed length of 19.

Pattern: p-([0-9a-f]{17})

Required: No

PartnerProfileId

A unique identifier for the partner profile.

Type: String

Length Constraints: Fixed length of 19.

Pattern: p-([0-9a-f]{17})

Required: No

ServerId

The unique identifier for the agreement.

Type: String

Length Constraints: Fixed length of 19.

Pattern: s-([0-9a-f]{17})

Required: No

Status

The agreement can be either ACTIVE or INACTIVE.

Type: String

Valid Values: ACTIVE | INACTIVE

Required: No

See Also

For more information about using this API in one of the language-specific Amazon SDKs, see the following:

- [Amazon SDK for C++](#)
- [Amazon SDK for Java V2](#)
- [Amazon SDK for Ruby V3](#)

ListedCertificate

Describes the properties of a certificate.

Contents

ActiveDate

An optional date that specifies when the certificate becomes active.

Type: Timestamp

Required: No

Arn

The Amazon Resource Name (ARN) of the specified certificate.

Type: String

Length Constraints: Minimum length of 20. Maximum length of 1600.

Pattern: `arn:\S+`

Required: No

CertificateId

An array of identifiers for the imported certificates. You use this identifier for working with profiles and partner profiles.

Type: String

Length Constraints: Fixed length of 22.

Pattern: `cert-([0-9a-f]{17})`

Required: No

Description

The name or short description that's used to identify the certificate.

Type: String

Length Constraints: Minimum length of 1. Maximum length of 200.

Pattern: `[\p{Graph}]+`

Required: No

InactiveDate

An optional date that specifies when the certificate becomes inactive.

Type: Timestamp

Required: No

Status

The certificate can be either `ACTIVE`, `PENDING_ROTATION`, or `INACTIVE`. `PENDING_ROTATION` means that this certificate will replace the current certificate when it expires.

Type: String

Valid Values: `ACTIVE` | `PENDING_ROTATION` | `INACTIVE`

Required: No

Type

The type for the certificate. If a private key has been specified for the certificate, its type is `CERTIFICATE_WITH_PRIVATE_KEY`. If there is no private key, the type is `CERTIFICATE`.

Type: String

Valid Values: `CERTIFICATE` | `CERTIFICATE_WITH_PRIVATE_KEY`

Required: No

Usage

Specifies how this certificate is used. It can be used in the following ways:

- `SIGNING`: For signing AS2 messages
- `ENCRYPTION`: For encrypting AS2 messages
- `TLS`: For securing AS2 communications sent over HTTPS

Type: String

Valid Values: SIGNING | ENCRYPTION

Required: No

See Also

For more information about using this API in one of the language-specific Amazon SDKs, see the following:

- [Amazon SDK for C++](#)
- [Amazon SDK for Java V2](#)
- [Amazon SDK for Ruby V3](#)

ListedConnector

Returns details of the connector that is specified.

Contents

Arn

The Amazon Resource Name (ARN) of the specified connector.

Type: String

Length Constraints: Minimum length of 20. Maximum length of 1600.

Pattern: `arn:\S+`

Required: No

ConnectorId

The unique identifier for the connector.

Type: String

Length Constraints: Fixed length of 19.

Pattern: `c-([0-9a-f]{17})`

Required: No

Url

The URL of the partner's AS2 or SFTP endpoint.

Type: String

Length Constraints: Minimum length of 0. Maximum length of 255.

Required: No

See Also

For more information about using this API in one of the language-specific Amazon SDKs, see the following:

- [Amazon SDK for C++](#)
- [Amazon SDK for Java V2](#)
- [Amazon SDK for Ruby V3](#)

ListedExecution

Returns properties of the execution that is specified.

Contents

ExecutionId

A unique identifier for the execution of a workflow.

Type: String

Length Constraints: Fixed length of 36.

Pattern: `[0-9a-fA-F]{8}\-[0-9a-fA-F]{4}\-[0-9a-fA-F]{4}\-[0-9a-fA-F]{4}\-[0-9a-fA-F]{12}`

Required: No

InitialFileLocation

A structure that describes the Amazon S3 or EFS file location. This is the file location when the execution begins: if the file is being copied, this is the initial (as opposed to destination) file location.

Type: [FileLocation](#) object

Required: No

ServiceMetadata

A container object for the session details that are associated with a workflow.

Type: [ServiceMetadata](#) object

Required: No

Status

The status is one of the execution. Can be in progress, completed, exception encountered, or handling the exception.

Type: String

Valid Values: IN_PROGRESS | COMPLETED | EXCEPTION | HANDLING_EXCEPTION

Required: No

See Also

For more information about using this API in one of the language-specific Amazon SDKs, see the following:

- [Amazon SDK for C++](#)
- [Amazon SDK for Java V2](#)
- [Amazon SDK for Ruby V3](#)

ListedHostKey

Returns properties of the host key that's specified.

Contents

Arn

The unique Amazon Resource Name (ARN) of the host key.

Type: String

Length Constraints: Minimum length of 20. Maximum length of 1600.

Pattern: `arn:\S+`

Required: Yes

DateImported

The date on which the host key was added to the server.

Type: Timestamp

Required: No

Description

The current description for the host key. You can change it by calling the `UpdateHostKey` operation and providing a new description.

Type: String

Length Constraints: Minimum length of 0. Maximum length of 200.

Pattern: `[\p{Print}]*`

Required: No

Fingerprint

The public key fingerprint, which is a short sequence of bytes used to identify the longer public key.

Type: String

Required: No

HostKeyId

A unique identifier for the host key.

Type: String

Length Constraints: Fixed length of 25.

Pattern: `hostkey-[0-9a-f]{17}`

Required: No

Type

The encryption algorithm that is used for the host key. The Type parameter is specified by using one of the following values:

- `ssh-rsa`
- `ssh-ed25519`
- `ecdsa-sha2-nistp256`
- `ecdsa-sha2-nistp384`
- `ecdsa-sha2-nistp521`

Type: String

Required: No

See Also

For more information about using this API in one of the language-specific Amazon SDKs, see the following:

- [Amazon SDK for C++](#)
- [Amazon SDK for Java V2](#)
- [Amazon SDK for Ruby V3](#)

ListedProfile

Returns the properties of the profile that was specified.

Contents

Arn

The Amazon Resource Name (ARN) of the specified profile.

Type: String

Length Constraints: Minimum length of 20. Maximum length of 1600.

Pattern: `arn:\S+`

Required: No

As2Id

The `As2Id` is the *AS2-name*, as defined in the [RFC 4130](#). For inbound transfers, this is the `AS2-From` header for the AS2 messages sent from the partner. For outbound connectors, this is the `AS2-To` header for the AS2 messages sent to the partner using the `StartFileTransfer` API operation. This ID cannot include spaces.

Type: String

Length Constraints: Minimum length of 1. Maximum length of 128.

Pattern: `[\p{Print}\s]*`

Required: No

ProfileId

A unique identifier for the local or partner AS2 profile.

Type: String

Length Constraints: Fixed length of 19.

Pattern: `p-([0-9a-f]{17})`

Required: No

ProfileType

Indicates whether to list only LOCAL type profiles or only PARTNER type profiles. If not supplied in the request, the command lists all types of profiles.

Type: String

Valid Values: LOCAL | PARTNER

Required: No

See Also

For more information about using this API in one of the language-specific Amazon SDKs, see the following:

- [Amazon SDK for C++](#)
- [Amazon SDK for Java V2](#)
- [Amazon SDK for Ruby V3](#)

ListedServer

Returns properties of a file transfer protocol-enabled server that was specified.

Contents

Arn

Specifies the unique Amazon Resource Name (ARN) for a server to be listed.

Type: String

Length Constraints: Minimum length of 20. Maximum length of 1600.

Pattern: `arn:\S+`

Required: Yes

Domain

Specifies the domain of the storage system that is used for file transfers. There are two domains available: Amazon Simple Storage Service (Amazon S3) and Amazon Elastic File System (Amazon EFS). The default value is S3.

Type: String

Valid Values: `S3` | `EFS`

Required: No

EndpointType

Specifies the type of VPC endpoint that your server is connected to. If your server is connected to a VPC endpoint, your server isn't accessible over the public internet.

Type: String

Valid Values: `PUBLIC` | `VPC` | `VPC_ENDPOINT`

Required: No

IdentityProviderType

The mode of authentication for a server. The default value is `SERVICE_MANAGED`, which allows you to store and access user credentials within the Amazon Transfer Family service.

Use `AWS_DIRECTORY_SERVICE` to provide access to Active Directory groups in Amazon Directory Service for Microsoft Active Directory or Microsoft Active Directory in your on-premises environment or in Amazon using AD Connector. This option also requires you to provide a Directory ID by using the `IdentityProviderDetails` parameter.

Use the `API_GATEWAY` value to integrate with an identity provider of your choosing. The `API_GATEWAY` setting requires you to provide an Amazon API Gateway endpoint URL to call for authentication by using the `IdentityProviderDetails` parameter.

Use the `AWS_LAMBDA` value to directly use an Amazon Lambda function as your identity provider. If you choose this value, you must specify the ARN for the Lambda function in the `Function` parameter for the `IdentityProviderDetails` data type.

Type: String

Valid Values: `SERVICE_MANAGED` | `API_GATEWAY` | `AWS_DIRECTORY_SERVICE` | `AWS_LAMBDA`

Required: No

LoggingRole

The Amazon Resource Name (ARN) of the Amazon Identity and Access Management (IAM) role that allows a server to turn on Amazon CloudWatch logging for Amazon S3 or Amazon EFS events. When set, you can view user activity in your CloudWatch logs.

Type: String

Length Constraints: Minimum length of 20. Maximum length of 2048.

Pattern: `arn:.*role/\S+`

Required: No

ServerId

Specifies the unique system assigned identifier for the servers that were listed.

Type: String

Length Constraints: Fixed length of 19.

Pattern: `s-([0-9a-f]{17})`

Required: No

State

The condition of the server that was described. A value of `ONLINE` indicates that the server can accept jobs and transfer files. A `State` value of `OFFLINE` means that the server cannot perform file transfer operations.

The states of `STARTING` and `STOPPING` indicate that the server is in an intermediate state, either not fully able to respond, or not fully offline. The values of `START_FAILED` or `STOP_FAILED` can indicate an error condition.

Type: String

Valid Values: `OFFLINE` | `ONLINE` | `STARTING` | `STOPPING` | `START_FAILED` | `STOP_FAILED`

Required: No

UserCount

Specifies the number of users that are assigned to a server you specified with the `ServerId`.

Type: Integer

Required: No

See Also

For more information about using this API in one of the language-specific Amazon SDKs, see the following:

- [Amazon SDK for C++](#)
- [Amazon SDK for Java V2](#)
- [Amazon SDK for Ruby V3](#)

ListedUser

Returns properties of the user that you specify.

Contents

Arn

Provides the unique Amazon Resource Name (ARN) for the user that you want to learn about.

Type: String

Length Constraints: Minimum length of 20. Maximum length of 1600.

Pattern: `arn:\S+`

Required: Yes

HomeDirectory

The landing directory (folder) for a user when they log in to the server using the client.

A HomeDirectory example is `/bucket_name/home/mydirectory`.

Note

The HomeDirectory parameter is only used if HomeDirectoryType is set to PATH.

Type: String

Length Constraints: Minimum length of 0. Maximum length of 1024.

Pattern: `(|/.*)`

Required: No

HomeDirectoryType

The type of landing directory (folder) that you want your users' home directory to be when they log in to the server. If you set it to PATH, the user will see the absolute Amazon S3 bucket or Amazon EFS path as is in their file transfer protocol clients. If you set it to LOGICAL, you need

to provide mappings in the `HomeDirectoryMappings` for how you want to make Amazon S3 or Amazon EFS paths visible to your users.

Note

If `HomeDirectoryType` is `LOGICAL`, you must provide mappings, using the `HomeDirectoryMappings` parameter. If, on the other hand, `HomeDirectoryType` is `PATH`, you provide an absolute path using the `HomeDirectory` parameter. You cannot have both `HomeDirectory` and `HomeDirectoryMappings` in your template.

Type: String

Valid Values: `PATH` | `LOGICAL`

Required: No

Role

The Amazon Resource Name (ARN) of the Amazon Identity and Access Management (IAM) role that controls your users' access to your Amazon S3 bucket or Amazon EFS file system. The policies attached to this role determine the level of access that you want to provide your users when transferring files into and out of your Amazon S3 bucket or Amazon EFS file system. The IAM role should also contain a trust relationship that allows the server to access your resources when servicing your users' transfer requests.

Note

The IAM role that controls your users' access to your Amazon S3 bucket for servers with `Domain=S3`, or your EFS file system for servers with `Domain=EFS`. The policies attached to this role determine the level of access you want to provide your users when transferring files into and out of your S3 buckets or EFS file systems.

Type: String

Length Constraints: Minimum length of 20. Maximum length of 2048.

Pattern: `arn:.*role/\S+`

Required: No

SshPublicKeyCount

Specifies the number of SSH public keys stored for the user you specified.

Type: Integer

Required: No

UserName

Specifies the name of the user whose ARN was specified. User names are used for authentication purposes.

Type: String

Length Constraints: Minimum length of 3. Maximum length of 100.

Pattern: `[\w][\w@.-]{2,99}`

Required: No

See Also

For more information about using this API in one of the language-specific Amazon SDKs, see the following:

- [Amazon SDK for C++](#)
- [Amazon SDK for Java V2](#)
- [Amazon SDK for Ruby V3](#)

ListedWorkflow

Contains the identifier, text description, and Amazon Resource Name (ARN) for the workflow.

Contents

Arn

Specifies the unique Amazon Resource Name (ARN) for the workflow.

Type: String

Length Constraints: Minimum length of 20. Maximum length of 1600.

Pattern: `arn:\S+`

Required: No

Description

Specifies the text description for the workflow.

Type: String

Length Constraints: Minimum length of 0. Maximum length of 256.

Pattern: `[\w-]*`

Required: No

WorkflowId

A unique identifier for the workflow.

Type: String

Length Constraints: Fixed length of 19.

Pattern: `w-([a-z0-9]{17})`

Required: No

See Also

For more information about using this API in one of the language-specific Amazon SDKs, see the following:

- [Amazon SDK for C++](#)
- [Amazon SDK for Java V2](#)
- [Amazon SDK for Ruby V3](#)

LoggingConfiguration

Consists of the logging role and the log group name.

Contents

LoggingRole

The Amazon Resource Name (ARN) of the Amazon Identity and Access Management (IAM) role that allows a server to turn on Amazon CloudWatch logging for Amazon S3 or Amazon EFS events. When set, you can view user activity in your CloudWatch logs.

Type: String

Length Constraints: Minimum length of 20. Maximum length of 2048.

Pattern: `arn:.*role/\S+`

Required: No

LogGroupName

The name of the CloudWatch logging group for the Amazon Transfer Family server to which this workflow belongs.

Type: String

Length Constraints: Minimum length of 1. Maximum length of 512.

Pattern: `[\.\-_\/#A-Za-z0-9]*`

Required: No

See Also

For more information about using this API in one of the language-specific Amazon SDKs, see the following:

- [Amazon SDK for C++](#)
- [Amazon SDK for Java V2](#)
- [Amazon SDK for Ruby V3](#)

PosixProfile

The full POSIX identity, including user ID (Uid), group ID (Gid), and any secondary groups IDs (SecondaryGids), that controls your users' access to your Amazon EFS file systems. The POSIX permissions that are set on files and directories in your file system determine the level of access your users get when transferring files into and out of your Amazon EFS file systems.

Contents

Gid

The POSIX group ID used for all EFS operations by this user.

Type: Long

Valid Range: Minimum value of 0. Maximum value of 4294967295.

Required: Yes

Uid

The POSIX user ID used for all EFS operations by this user.

Type: Long

Valid Range: Minimum value of 0. Maximum value of 4294967295.

Required: Yes

SecondaryGids

The secondary POSIX group IDs used for all EFS operations by this user.

Type: Array of longs

Array Members: Minimum number of 0 items. Maximum number of 16 items.

Valid Range: Minimum value of 0. Maximum value of 4294967295.

Required: No

See Also

For more information about using this API in one of the language-specific Amazon SDKs, see the following:

- [Amazon SDK for C++](#)
- [Amazon SDK for Java V2](#)
- [Amazon SDK for Ruby V3](#)

ProtocolDetails

The protocol settings that are configured for your server.

Contents

As2Transports

Indicates the transport method for the AS2 messages. Currently, only HTTP is supported.

Type: Array of strings

Array Members: Fixed number of 1 item.

Valid Values: HTTP

Required: No

PassiveIp

Indicates passive mode, for FTP and FTPS protocols. Enter a single IPv4 address, such as the public IP address of a firewall, router, or load balancer. For example:

```
aws transfer update-server --protocol-details PassiveIp=0.0.0.0
```

Replace 0.0.0.0 in the example above with the actual IP address you want to use.

Note

If you change the `PassiveIp` value, you must stop and then restart your Transfer Family server for the change to take effect. For details on using passive mode (PASV) in a NAT environment, see [Configuring your FTPS server behind a firewall or NAT with Amazon Transfer Family](#).

Special values

The `AUTO` and `0.0.0.0` are special values for the `PassiveIp` parameter. The value `PassiveIp=AUTO` is assigned by default to FTP and FTPS type servers. In this case, the server automatically responds with one of the endpoint IPs within the PASV response. `PassiveIp=0.0.0.0` has a more unique application for its usage. For example, if you have a High Availability (HA) Network Load Balancer (NLB) environment, where you have 3 subnets,

you can only specify a single IP address using the `PassiveIp` parameter. This reduces the effectiveness of having High Availability. In this case, you can specify `PassiveIp=0.0.0.0`. This tells the client to use the same IP address as the Control connection and utilize all AZs for their connections. Note, however, that not all FTP clients support the `PassiveIp=0.0.0.0` response. FileZilla and WinSCP do support it. If you are using other clients, check to see if your client supports the `PassiveIp=0.0.0.0` response.

Type: String

Length Constraints: Minimum length of 0. Maximum length of 15.

Required: No

SetStatOption

Use the `SetStatOption` to ignore the error that is generated when the client attempts to use SETSTAT on a file you are uploading to an S3 bucket.

Some SFTP file transfer clients can attempt to change the attributes of remote files, including timestamp and permissions, using commands, such as SETSTAT when uploading the file. However, these commands are not compatible with object storage systems, such as Amazon S3. Due to this incompatibility, file uploads from these clients can result in errors even when the file is otherwise successfully uploaded.

Set the value to `ENABLE_NO_OP` to have the Transfer Family server ignore the SETSTAT command, and upload files without needing to make any changes to your SFTP client. While the `SetStatOption` `ENABLE_NO_OP` setting ignores the error, it does generate a log entry in Amazon CloudWatch Logs, so you can determine when the client is making a SETSTAT call.

Note

If you want to preserve the original timestamp for your file, and modify other file attributes using SETSTAT, you can use Amazon EFS as backend storage with Transfer Family.

Type: String

Valid Values: DEFAULT | ENABLE_NO_OP

Required: No

TlsSessionResumptionMode

A property used with Transfer Family servers that use the FTPS protocol. TLS Session Resumption provides a mechanism to resume or share a negotiated secret key between the control and data connection for an FTPS session. `TlsSessionResumptionMode` determines whether or not the server resumes recent, negotiated sessions through a unique session ID. This property is available during `CreateServer` and `UpdateServer` calls. If a `TlsSessionResumptionMode` value is not specified during `CreateServer`, it is set to `ENFORCED` by default.

- **DISABLED:** the server does not process TLS session resumption client requests and creates a new TLS session for each request.
- **ENABLED:** the server processes and accepts clients that are performing TLS session resumption. The server doesn't reject client data connections that do not perform the TLS session resumption client processing.
- **ENFORCED:** the server processes and accepts clients that are performing TLS session resumption. The server rejects client data connections that do not perform the TLS session resumption client processing. Before you set the value to `ENFORCED`, test your clients.

Note

Not all FTPS clients perform TLS session resumption. So, if you choose to enforce TLS session resumption, you prevent any connections from FTPS clients that don't perform the protocol negotiation. To determine whether or not you can use the `ENFORCED` value, you need to test your clients.

Type: String

Valid Values: `DISABLED` | `ENABLED` | `ENFORCED`

Required: No

See Also

For more information about using this API in one of the language-specific Amazon SDKs, see the following:

- [Amazon SDK for C++](#)

- [Amazon SDK for Java V2](#)
- [Amazon SDK for Ruby V3](#)

S3FileLocation

Specifies the details for the file location for the file that's being used in the workflow. Only applicable if you are using S3 storage.

Contents

Bucket

Specifies the S3 bucket that contains the file being used.

Type: String

Length Constraints: Minimum length of 3. Maximum length of 63.

Pattern: `[a-z0-9][\.-a-z0-9]{1,61}[a-z0-9]`

Required: No

Etag

The entity tag is a hash of the object. The ETag reflects changes only to the contents of an object, not its metadata.

Type: String

Length Constraints: Minimum length of 1. Maximum length of 65536.

Pattern: `.*`

Required: No

Key

The name assigned to the file when it was created in Amazon S3. You use the object key to retrieve the object.

Type: String

Length Constraints: Minimum length of 0. Maximum length of 1024.

Pattern: `[\P{M}\p{M}]*`

Required: No

VersionId

Specifies the file version.

Type: String

Length Constraints: Minimum length of 1. Maximum length of 1024.

Pattern: . +

Required: No

See Also

For more information about using this API in one of the language-specific Amazon SDKs, see the following:

- [Amazon SDK for C++](#)
- [Amazon SDK for Java V2](#)
- [Amazon SDK for Ruby V3](#)

S3InputFileLocation

Specifies the customer input Amazon S3 file location. If it is used inside `copyStepDetails.DestinationFileLocation`, it should be the S3 copy destination.

You need to provide the bucket and key. The key can represent either a path or a file. This is determined by whether or not you end the key value with the forward slash (/) character. If the final character is "/", then your file is copied to the folder, and its name does not change. If, rather, the final character is alphanumeric, your uploaded file is renamed to the path value. In this case, if a file with that name already exists, it is overwritten.

For example, if your path is `shared-files/bob/`, your uploaded files are copied to the `shared-files/bob/` folder. If your path is `shared-files/today`, each uploaded file is copied to the `shared-files` folder and named `today`: each upload overwrites the previous version of the `bob` file.

Contents

Bucket

Specifies the S3 bucket for the customer input file.

Type: String

Length Constraints: Minimum length of 3. Maximum length of 63.

Pattern: `[a-z0-9][\.\-a-z0-9]{1,61}[a-z0-9]`

Required: No

Key

The name assigned to the file when it was created in Amazon S3. You use the object key to retrieve the object.

Type: String

Length Constraints: Minimum length of 0. Maximum length of 1024.

Pattern: `[\P{M}\p{M}]*`

Required: No

See Also

For more information about using this API in one of the language-specific Amazon SDKs, see the following:

- [Amazon SDK for C++](#)
- [Amazon SDK for Java V2](#)
- [Amazon SDK for Ruby V3](#)

S3StorageOptions

The Amazon S3 storage options that are configured for your server.

Contents

DirectoryListingOptimization

Specifies whether or not performance for your Amazon S3 directories is optimized. This is disabled by default.

By default, home directory mappings have a TYPE of DIRECTORY. If you enable this option, you would then need to explicitly set the HomeDirectoryMapEntry Type to FILE if you want a mapping to have a file target.

Type: String

Valid Values: ENABLED | DISABLED

Required: No

See Also

For more information about using this API in one of the language-specific Amazon SDKs, see the following:

- [Amazon SDK for C++](#)
- [Amazon SDK for Java V2](#)
- [Amazon SDK for Ruby V3](#)

S3Tag

Specifies the key-value pair that are assigned to a file during the execution of a Tagging step.

Contents

Key

The name assigned to the tag that you create.

Type: String

Length Constraints: Minimum length of 1. Maximum length of 128.

Pattern: (`([\p{L}\p{Z}\p{N}_ . :/=+\-@]*)`)

Required: Yes

Value

The value that corresponds to the key.

Type: String

Length Constraints: Minimum length of 0. Maximum length of 256.

Pattern: (`([\p{L}\p{Z}\p{N}_ . :/=+\-@]*)`)

Required: Yes

See Also

For more information about using this API in one of the language-specific Amazon SDKs, see the following:

- [Amazon SDK for C++](#)
- [Amazon SDK for Java V2](#)
- [Amazon SDK for Ruby V3](#)

ServiceMetadata

A container object for the session details that are associated with a workflow.

Contents

UserDetails

The Server ID (`ServerId`), Session ID (`SessionId`) and user (`UserName`) make up the `UserDetails`.

Type: [UserDetails](#) object

Required: Yes

See Also

For more information about using this API in one of the language-specific Amazon SDKs, see the following:

- [Amazon SDK for C++](#)
- [Amazon SDK for Java V2](#)
- [Amazon SDK for Ruby V3](#)

SftpConnectorConfig

Contains the details for an SFTP connector object. The connector object is used for transferring files to and from a partner's SFTP server.

Note

Because the `SftpConnectorConfig` data type is used for both creating and updating SFTP connectors, its parameters, `TrustedHostKeys` and `UserSecretId` are marked as not required. This is a bit misleading, as they are not required when you are updating an existing SFTP connector, but *are required* when you are creating a new SFTP connector.

Contents

TrustedHostKeys

The public portion of the host key, or keys, that are used to identify the external server to which you are connecting. You can use the `ssh-keyscan` command against the SFTP server to retrieve the necessary key.

The three standard SSH public key format elements are `<key type>`, `<body base64>`, and an optional `<comment>`, with spaces between each element. Specify only the `<key type>` and `<body base64>`: do not enter the `<comment>` portion of the key.

For the trusted host key, Amazon Transfer Family accepts RSA and ECDSA keys.

- For RSA keys, the `<key type>` string is `ssh-rsa`.
- For ECDSA keys, the `<key type>` string is either `ecdsa-sha2-nistp256`, `ecdsa-sha2-nistp384`, or `ecdsa-sha2-nistp521`, depending on the size of the key you generated.

Run this command to retrieve the SFTP server host key, where your SFTP server name is `ftp.host.com`.

```
ssh-keyscan ftp.host.com
```

This prints the public host key to standard output.

```
ftp.host.com ssh-rsa AAAAB3Nza...<long-string-for-public-key
```


Copy and paste this string into the `TrustedHostKeys` field for the `create-connector` command or into the **Trusted host keys** field in the console.

Type: Array of strings

Array Members: Minimum number of 1 item. Maximum number of 10 items.

Length Constraints: Minimum length of 1. Maximum length of 2048.

Required: No

UserSecretId

The identifier for the secret (in Amazon Secrets Manager) that contains the SFTP user's private key, password, or both. The identifier must be the Amazon Resource Name (ARN) of the secret.

Type: String

Length Constraints: Minimum length of 1. Maximum length of 2048.

Required: No

See Also

For more information about using this API in one of the language-specific Amazon SDKs, see the following:

- [Amazon SDK for C++](#)
- [Amazon SDK for Java V2](#)
- [Amazon SDK for Ruby V3](#)

SshPublicKey

Provides information about the public Secure Shell (SSH) key that is associated with a Transfer Family user for the specific file transfer protocol-enabled server (as identified by `ServerId`). The information returned includes the date the key was imported, the public key contents, and the public key ID. A user can store more than one SSH public key associated with their user name on a specific server.

Contents

DateImported

Specifies the date that the public key was added to the Transfer Family user.

Type: Timestamp

Required: Yes

SshPublicKeyBody

Specifies the content of the SSH public key as specified by the `PublicKeyId`.

Amazon Transfer Family accepts RSA, ECDSA, and ED25519 keys.

Type: String

Length Constraints: Minimum length of 0. Maximum length of 2048.

Required: Yes

SshPublicKeyId

Specifies the `SshPublicKeyId` parameter contains the identifier of the public key.

Type: String

Length Constraints: Fixed length of 21.

Pattern: `key-[0-9a-f]{17}`

Required: Yes

See Also

For more information about using this API in one of the language-specific Amazon SDKs, see the following:

- [Amazon SDK for C++](#)
- [Amazon SDK for Java V2](#)
- [Amazon SDK for Ruby V3](#)

Tag

Creates a key-value pair for a specific resource. Tags are metadata that you can use to search for and group a resource for various purposes. You can apply tags to servers, users, and roles. A tag key can take more than one value. For example, to group servers for accounting purposes, you might create a tag called `Group` and assign the values `Research` and `Accounting` to that group.

Contents

Key

The name assigned to the tag that you create.

Type: String

Length Constraints: Minimum length of 0. Maximum length of 128.

Required: Yes

Value

Contains one or more values that you assigned to the key name you create.

Type: String

Length Constraints: Minimum length of 0. Maximum length of 256.

Required: Yes

See Also

For more information about using this API in one of the language-specific Amazon SDKs, see the following:

- [Amazon SDK for C++](#)
- [Amazon SDK for Java V2](#)
- [Amazon SDK for Ruby V3](#)

TagStepDetails

Each step type has its own `StepDetails` structure.

The key/value pairs used to tag a file during the execution of a workflow step.

Contents

Name

The name of the step, used as an identifier.

Type: String

Length Constraints: Minimum length of 0. Maximum length of 30.

Pattern: `[\w-]*`

Required: No

SourceFileLocation

Specifies which file to use as input to the workflow step: either the output from the previous step, or the originally uploaded file for the workflow.

- To use the previous file as the input, enter `${previous.file}`. In this case, this workflow step uses the output file from the previous workflow step as input. This is the default value.
- To use the originally uploaded file location as input for this step, enter `${original.file}`.

Type: String

Length Constraints: Minimum length of 0. Maximum length of 256.

Pattern: `\$\{(\w+.\w+)\}`

Required: No

Tags

Array that contains from 1 to 10 key/value pairs.

Type: Array of [S3Tag](#) objects

Array Members: Minimum number of 1 item. Maximum number of 10 items.

Required: No

See Also

For more information about using this API in one of the language-specific Amazon SDKs, see the following:

- [Amazon SDK for C++](#)
- [Amazon SDK for Java V2](#)
- [Amazon SDK for Ruby V3](#)

UserDetails

Specifies the user name, server ID, and session ID for a workflow.

Contents

ServerId

The system-assigned unique identifier for a Transfer server instance.

Type: String

Length Constraints: Fixed length of 19.

Pattern: `s-([0-9a-f]{17})`

Required: Yes

UserName

A unique string that identifies a Transfer Family user associated with a server.

Type: String

Length Constraints: Minimum length of 3. Maximum length of 100.

Pattern: `[\w][\w@.-]{2,99}`

Required: Yes

SessionId

The system-assigned unique identifier for a session that corresponds to the workflow.

Type: String

Length Constraints: Minimum length of 3. Maximum length of 32.

Pattern: `[\w-]*`

Required: No

See Also

For more information about using this API in one of the language-specific Amazon SDKs, see the following:

- [Amazon SDK for C++](#)
- [Amazon SDK for Java V2](#)
- [Amazon SDK for Ruby V3](#)

WorkflowDetail

Specifies the workflow ID for the workflow to assign and the execution role that's used for executing the workflow.

In addition to a workflow to execute when a file is uploaded completely, `WorkflowDetails` can also contain a workflow ID (and execution role) for a workflow to execute on partial upload. A partial upload occurs when the server session disconnects while the file is still being uploaded.

Contents

ExecutionRole

Includes the necessary permissions for S3, EFS, and Lambda operations that Transfer can assume, so that all workflow steps can operate on the required resources

Type: String

Length Constraints: Minimum length of 20. Maximum length of 2048.

Pattern: `arn:.*role/\S+`

Required: Yes

WorkflowId

A unique identifier for the workflow.

Type: String

Length Constraints: Fixed length of 19.

Pattern: `w-([a-z0-9]{17})`

Required: Yes

See Also

For more information about using this API in one of the language-specific Amazon SDKs, see the following:

- [Amazon SDK for C++](#)

- [Amazon SDK for Java V2](#)
- [Amazon SDK for Ruby V3](#)

WorkflowDetails

Container for the `WorkflowDetail` data type. It is used by actions that trigger a workflow to begin execution.

Contents

OnPartialUpload

A trigger that starts a workflow if a file is only partially uploaded. You can attach a workflow to a server that executes whenever there is a partial upload.

A *partial upload* occurs when a file is open when the session disconnects.

 **Note**

`OnPartialUpload` can contain a maximum of one `WorkflowDetail` object.

Type: Array of [WorkflowDetail](#) objects

Array Members: Minimum number of 0 items. Maximum number of 1 item.

Required: No

OnUpload

A trigger that starts a workflow: the workflow begins to execute after a file is uploaded.

To remove an associated workflow from a server, you can provide an empty `OnUpload` object, as in the following example.

```
aws transfer update-server --server-id s-01234567890abcdef --workflow-  
details '{"OnUpload":[]}'
```

 **Note**

`OnUpload` can contain a maximum of one `WorkflowDetail` object.

Type: Array of [WorkflowDetail](#) objects

Array Members: Minimum number of 0 items. Maximum number of 1 item.

Required: No

See Also

For more information about using this API in one of the language-specific Amazon SDKs, see the following:

- [Amazon SDK for C++](#)
- [Amazon SDK for Java V2](#)
- [Amazon SDK for Ruby V3](#)

WorkflowStep

The basic building block of a workflow.

Contents

CopyStepDetails

Details for a step that performs a file copy.

Consists of the following values:

- A description
- An Amazon S3 location for the destination of the file copy.
- A flag that indicates whether to overwrite an existing file of the same name. The default is FALSE.

Type: [CopyStepDetails](#) object

Required: No

CustomStepDetails

Details for a step that invokes an Amazon Lambda function.

Consists of the Lambda function's name, target, and timeout (in seconds).

Type: [CustomStepDetails](#) object

Required: No

DecryptStepDetails

Details for a step that decrypts an encrypted file.

Consists of the following values:

- A descriptive name
- An Amazon S3 or Amazon Elastic File System (Amazon EFS) location for the source file to decrypt.
- An S3 or Amazon EFS location for the destination of the file decryption.
- A flag that indicates whether to overwrite an existing file of the same name. The default is FALSE.

- The type of encryption that's used. Currently, only PGP encryption is supported.

Type: [DecryptStepDetails](#) object

Required: No

DeleteStepDetails

Details for a step that deletes the file.

Type: [DeleteStepDetails](#) object

Required: No

TagStepDetails

Details for a step that creates one or more tags.

You specify one or more tags. Each tag contains a key-value pair.

Type: [TagStepDetails](#) object

Required: No

Type

Currently, the following step types are supported.

- **COPY** - Copy the file to another location.
- **CUSTOM** - Perform a custom step with an Amazon Lambda function target.
- **DECRYPT** - Decrypt a file that was encrypted before it was uploaded.
- **DELETE** - Delete the file.
- **TAG** - Add a tag to the file.

Type: String

Valid Values: COPY | CUSTOM | TAG | DELETE | DECRYPT

Required: No

See Also

For more information about using this API in one of the language-specific Amazon SDKs, see the following:

- [Amazon SDK for C++](#)
- [Amazon SDK for Java V2](#)
- [Amazon SDK for Ruby V3](#)

Making API requests

In addition to using the console, you can use the Amazon Transfer Family API to programmatically configure and manage your servers. This section describes the Amazon Transfer Family operations, request signing for authentication and the error handling. For information about the regions and endpoints available for Transfer Family, see [Amazon Transfer Family endpoints and quotas](#) in the *Amazon Web Services General Reference*

Note

You can also use the Amazon SDKs when developing applications with Transfer Family. The Amazon SDKs for Java, .NET, and PHP wrap the underlying Transfer Family API, simplifying your programming tasks. For information about downloading the SDK libraries, see [Sample code libraries](#).

Topics

- [Transfer Family required request headers](#)
- [Transfer Family request inputs and signing](#)
- [Error responses](#)
- [Available libraries](#)

Transfer Family required request headers

This section describes the required headers that you must send with every POST request to Amazon Transfer Family. You include HTTP headers to identify key information about the request including the operation you want to invoke, the date of the request, and information that indicates the authorization of you as the sender of the request. Headers are case insensitive and the order of the headers is not important.

The following example shows headers that are used in the [ListServers](#) operation.

```
POST / HTTP/1.1
Host: transfer.ap-northeast-1.amazonaws.com.cn
x-amz-target: TransferService.ListServers
x-amz-date: 20220507T012034Z
```



```
Authorization: AWS4-HMAC-SHA256 Credential=AKIDEXAMPLE/20220507/us-east-1/transfer/
aws4_request,
  SignedHeaders=content-type;host;x-amz-date;x-amz-target,
  Signature=13550350a8681c84c861aac2e5b440161c2b33a3e4f302ac680ca5b686de48de
Content-Type: application/x-amz-json-1.1
Content-Length: 17

{"MaxResults":10}
```

The following are the headers that must include with your POST requests to Transfer Family. Headers shown below that begin with "x-amz" are specific for Amazon. All other headers listed are common header used in HTTP transactions.

Transfer Family request inputs and signing

All request inputs must be sent as part of JSON payload in request body. For Actions in which all request fields are optional, for example `ListServers`, you still need to provide an empty JSON object in the request body, such as `{}`. The structure of Transfer Family payload request/response is documented in existing the API reference, for example [DescribeServer](#).

Transfer Family supports authentication using Amazon Signature Version 4. For details, see [Signing Amazon API requests](#).

Error responses

When there is an error, the response header information contains:

- Content-Type: `application/x-amz-json-1.1`
- An appropriate 4xx or 5xx HTTP status code

The body of an error response contains information about the error that occurred. The following sample error response shows the output syntax of response elements common to all error responses.

```
{
  "__type": "String",
  "Message": "String", <!-- Message is lowercase in some instances -->
  "Resource": String,
  "ResourceType": String
```

```
"RetryAfterSeconds": String
}
```

The following table explains the JSON error response fields shown in the preceding syntax.

__type

One of the exceptions from a Transfer Family API call.

Type: String

Message or message

One of the operation error code messages.

Note

Some exceptions use message, and others use Message. You can check the code for your interface to determine the proper case. Alternatively, you can test each option to see which works.

Type: String

Resource

The resource for which the error is invoked. For example, if you try to create a user that already exists, the Resource is the username for the existing user.

Type: String

ResourceType

The resource type for which the error is invoked. For example, if you try to create a user that already exists, the ResourceType is User.

Type: String

RetryAfterSeconds

The number of seconds to wait before retrying the command.

Type: String

Error response examples

The following JSON body is returned if you call the `DescribeServer` API and specify a server that does not exist.

```
{
  "__type": "ResourceNotFoundException",
  "Message": "Unknown server",
  "Resource": "s-11112222333344444",
  "ResourceType": "Server"
}
```

The following JSON body is returned if executing an API causes throttling to occur.

```
{
  "__type": "ThrottlingException",
  "RetryAfterSeconds": "1"
}
```

The following JSON body is returned if you use the `CreateServer` API and you do not have sufficient permissions to create a Transfer Family server.

```
{
  "__type": "AccessDeniedException",
  "Message": "You do not have sufficient access to perform this action."
}
```

The following JSON body is returned if you use the `CreateUser` API and specify a user that already exists.

```
{
  "__type": "ResourceExistsException",
  "Message": "User already exists",
  "Resource": "Alejandro-Rosalez",
  "ResourceType": "User"
}
```

Available libraries

Amazon provides libraries, sample code, tutorials, and other resources for software developers who prefer to build applications using language-specific APIs instead of the command-line tools and Query API. These libraries provide basic functions (not included in the APIs), such as request authentication, request retries, and error handling so that it is easier to get started. See [Tools to build on Amazon](#)

For libraries and sample code in all languages, see [Sample code & libraries](#).

Common Parameters

The following list contains the parameters that all actions use for signing Signature Version 4 requests with a query string. Any action-specific parameters are listed in the topic for that action. For more information about Signature Version 4, see [Signing Amazon API requests](#) in the *IAM User Guide*.

Action

The action to be performed.

Type: string

Required: Yes

Version

The API version that the request is written for, expressed in the format YYYY-MM-DD.

Type: string

Required: Yes

X-Amz-Algorithm

The hash algorithm that you used to create the request signature.

Condition: Specify this parameter when you include authentication information in a query string instead of in the HTTP authorization header.

Type: string

Valid Values: AWS4-HMAC-SHA256

Required: Conditional

X-Amz-Credential

The credential scope value, which is a string that includes your access key, the date, the region you are targeting, the service you are requesting, and a termination string ("aws4_request"). The value is expressed in the following format: *access_key/YYYYMMDD/region/service/aws4_request*.

For more information, see [Create a signed Amazon API request](#) in the *IAM User Guide*.

Condition: Specify this parameter when you include authentication information in a query string instead of in the HTTP authorization header.

Type: string

Required: Conditional

X-Amz-Date

The date that is used to create the signature. The format must be ISO 8601 basic format (YYYYMMDD'T'HHMMSS'Z'). For example, the following date time is a valid X-Amz-Date value: 20120325T120000Z.

Condition: X-Amz-Date is optional for all requests; it can be used to override the date used for signing requests. If the Date header is specified in the ISO 8601 basic format, X-Amz-Date is not required. When X-Amz-Date is used, it always overrides the value of the Date header. For more information, see [Elements of an Amazon API request signature](#) in the *IAM User Guide*.

Type: string

Required: Conditional

X-Amz-Security-Token

The temporary security token that was obtained through a call to Amazon Security Token Service (Amazon STS). For a list of services that support temporary security credentials from Amazon STS, see [Amazon Web Services services that work with IAM](#) in the *IAM User Guide*.

Condition: If you're using temporary security credentials from Amazon STS, you must include the security token.

Type: string

Required: Conditional

X-Amz-Signature

Specifies the hex-encoded signature that was calculated from the string to sign and the derived signing key.

Condition: Specify this parameter when you include authentication information in a query string instead of in the HTTP authorization header.

Type: string

Required: Conditional

X-Amz-SignedHeaders

Specifies all the HTTP headers that were included as part of the canonical request. For more information about specifying signed headers, see [Create a signed Amazon API request](#) in the *IAM User Guide*.

Condition: Specify this parameter when you include authentication information in a query string instead of in the HTTP authorization header.

Type: string

Required: Conditional

Common Errors

This section lists the errors common to the API actions of all Amazon services. For errors specific to an API action for this service, see the topic for that API action.

AccessDeniedException

You do not have sufficient access to perform this action.

HTTP Status Code: 400

IncompleteSignature

The request signature does not conform to Amazon standards.

HTTP Status Code: 400

InternalFailure

The request processing has failed because of an unknown error, exception or failure.

HTTP Status Code: 500

InvalidAction

The action or operation requested is invalid. Verify that the action is typed correctly.

HTTP Status Code: 400

InvalidClientTokenId

The X.509 certificate or Amazon access key ID provided does not exist in our records.

HTTP Status Code: 403

NotAuthorized

You do not have permission to perform this action.

HTTP Status Code: 400

OptInRequired

The Amazon access key ID needs a subscription for the service.

HTTP Status Code: 403

RequestExpired

The request reached the service more than 15 minutes after the date stamp on the request or more than 15 minutes after the request expiration date (such as for pre-signed URLs), or the date stamp on the request is more than 15 minutes in the future.

HTTP Status Code: 400

ServiceUnavailable

The request has failed due to a temporary failure of the server.

HTTP Status Code: 503

ThrottlingException

The request was denied due to request throttling.

HTTP Status Code: 400

ValidationError

The input fails to satisfy the constraints specified by an Amazon service.

HTTP Status Code: 400